




WALL WITH 2:1 BACKFILL SLOPE				
WALL HEIGHT	FOOTING WIDTH	VERTICAL BARS	FOOTING DEPTH	KEY WIDTH/DEPTH
3'-0"	1'-10"	No 4 @ 32" OC	12"	6" x 6"
4'-0"	2'-9"	No 4 @ 32" OC	12"	12" x 12"
4'-8"	3'-3"	No 4 @ 24" OC	14"	12" x 14"
6'-0"	4'-6"	No 4 @ 24" OC	14"	12" x 22"

WALL WITH LEVEL BACKFILL				
WALL HEIGHT	FOOTING WIDTH	VERTICAL BARS	FOOTING DEPTH	KEY WIDTH/DEPTH
3'-0"	1'-9"	No 4 @ 32" OC	12"	6" x 6"
4'-0"	2'-9"	No 4 @ 32" OC	12"	6" x 8"
4'-8"	3'-0"	No 4 @ 24" OC	14"	12" x 12"
6'-0"	3'-9"	No 4 @ 24" OC	14"	12" x 20"

NOT TO SCALE



RECOMMENDED:

 DIVISION MANAGER
 DATE 1.9.17

APPROVED:

 PUBLIC WORKS DIRECTOR / DATE 1/20/17
 CITY ENGINEER

CITY OF MORENO VALLEY
 FINANCIAL & MANAGEMENT SERVICES DEPARTMENT - ELECTRIC UTILITY DIVISION

**RETAINING WALL SECTIONS
 FOR ELECTRICAL FACILITIES**

STANDARD PLAN
MVGF-650B-0
 SHEET 2 OF 2