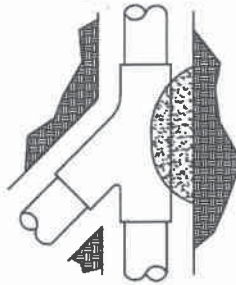


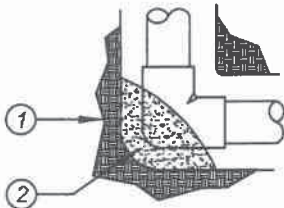
CROSS



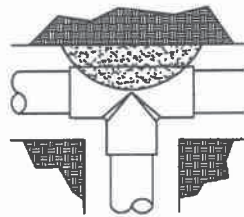
WYE



45 DEGREE ELBOW



90 DEGREE TURN



TEE

PLAN VIEW





LEGEND:

- ① SUBGRADE (TYPICAL)
- ② TYPICAL CONCRETE PLACEMENT

NOTES:

- 1.) THRUST BLOCKS SHALL BE 3000 PSI UNLESS OTHERWISE SPECIFIED
- 2.) SIZE AND TYPE OF THRUST BLOCKS SHALL BE SPECIFIED ON PLANS
- 3.) REQUIRED ON ALL MAINLINE, INCLUDING DUCTILE IRON FITTINGS

NOT TO SCALE

	RECOMMENDED:  DIVISION MANAGER	CITY OF MORENO VALLEY PARKS AND COMMUNITY SERVICES DEPARTMENT THRUST BLOCKS	STANDARD PLAN MVLI-580B-0
	APPROVED:  7/30/19 PUBLIC WORKS DIRECTOR / DATE CITY ENGINEER		DATE:  SHEET 2 OF 2