




**LEGEND:**

- ① HARDCAPING/HEADERBOARD
- ② SHREDDED MULCH (PER PLAN AS SPECIFIED)
- ③ FINISH GRADE
- ④ SHOVEL CUT EDGE (ENSURE THAT BOTTOM EDGE OF SIDEWALK AND/OR HARDCAPE IS NOT EXPOSED)

**NOTES:**

- 1) MULCH UNDER TREES AND SHRUBS, AND BLEND EDGES AT GROUND COVER AREAS.
- 2) NOT TO BE USED WITH FLATTED PLANTS UNDER 16" ON CENTER.
- 3) PULL MULCH AWAY FROM ROOT CROWNS OF TREES & SHRUBS - AMOUNT PER THE DISCRETION OF SPECIAL DISTRICTS.

NOT TO SCALE

	RECOMMENDED:  1-10-14 DIVISION MANAGER / DATE	<b>CITY OF MORENO VALLEY</b> FINANCIAL & MANAGEMENT SERVICES DEPARTMENT - SPECIAL DISTRICTS DIVISION	
	APPROVED:  1/29/14 PUBLIC WORKS DIRECTOR / DATE CITY ENGINEER	<b>MULCH INSTALLATION</b>	