



## Report to City Council

---

**TO:** Mayor and City Council  
Mayor and City Council Acting in its Capacity as President and Members of the Board of Directors of the Moreno Valley Community Services District (CSD)  
Mayor and City Council Acting in its Capacity as Chairman and Commissioners of the Moreno Valley Housing Authority (HA)  
Mayor and City Council Acting in its Capacity as Members of the Moreno Valley Successor Agency

**FROM:** Marshall Eyerman, Assistant City Manager  
Mike Lee, City Manager

**AGENDA DATE:** December 15, 2020

**TITLE:** FISCAL YEAR 2020/21 FIRST QUARTER BUDGET REVIEW AND APPROVAL OF THE FIRST QUARTER BUDGET AMENDMENTS AND REVIEW OF THE OPERATING AND CAPITAL CARRYOVERS FROM FISCAL YEAR 2019/20 (RESO NOS. 2020-90, CSD 2020-35, HA 2020-04, SA 2020-04)

---

### **RECOMMENDED ACTION**

#### **Recommendations: That the City Council:**

1. Receive and file the Fiscal Year 2020/21 First Quarter Budget Review.
2. Adopt Resolution No. 2020-90. A resolution of the City Council of the City of Moreno Valley, California, adopting the revised budgets for fiscal year 2020/21.
3. Approve the City Position Summary.
4. Receive and file the Fiscal Year 2019/20 Carryover Memo.

#### **Recommendations: That the CSD:**

1. Adopt Resolution No. CSD 2020-35. A resolution of the Moreno Valley Community Services District of the City of Moreno Valley, California, adopting the revised operating and capital budgets for Fiscal Year (FY) 2020/21.

**Recommendation: That the HA:**

1. Adopt Resolution No. HA 2020-04. A resolution of the Moreno Valley Housing Authority of the City of Moreno Valley, California, adopting the revised operating and capital budget for Fiscal Year 2019/20.

**Recommendations: That the City Council as Successor Agency:**

1. Adopt Resolution No. Successor Agency 2020-04. A Resolution of the City Council of the City of Moreno Valley, California, Serving as Successor Agency to the Community Redevelopment Agency of the City of Moreno Valley, California, adopting the revised operating and capital budget for Fiscal Year 2019/20.

**SUMMARY**

This report provides the First Quarter Budget Report, which updates the Mayor and City Council regarding current year financial trends, and provides the Fiscal Year 2020/21 First Quarter Budget Review through September 30, 2020. This report also requests the approval of certain FY 2020/21 revenue and expenditure budget amendments.

At the end of FY 2019/20, all unexpended appropriations lapse and revert to fund balance. Once the fiscal year-end closing process has identified the items that are encumbered by purchase order, contract, or other commitments at June 30<sup>th</sup>, these items may become a carryover budget pursuant to City Council Resolution 2019-27 adopted May 7, 2019. A copy of the Carryover Memo for FY 19/20 has been included for transparency.

**DISCUSSION**

Based on a long-term practice of maintaining a structurally balanced budget and being identified as one of the most fiscally fit cities in the Country, on May 7, 2019, the City Council continued this trend and adopted the Two-Year Operating Budget for Fiscal Years 2019/20 – 2020/21, while adhering to those past practices. Additionally, as established after the last recession, the budget continues to fund and maintain separate reserves specifically established for periods of economic uncertainty or natural disasters. The budget included all component units of the City, including the General Fund, Community Services District, Housing Authority and Successor Agency. During the two-year budget period, the City Council will be updated of the City's financial condition through the process of Quarterly Budget Reviews. This ongoing process ensures a forum to review expenditure and revenue changes from the estimates made in the budget document. Additionally, any significant changes in projected revenue or unanticipated expenditures that may occur will be presented to the City Council.

This report provides the FY 2020/21 First Quarter Review for the first three months, July

thru September. The first quarter budget review will focus primarily on the City's General Fund. This review will also present three-month operational results from other key funds.

The City Council's direction of "Maintain a Balanced General Fund Budget" serves as a foundation for the fiscal status of City operations. Ongoing funding is directed to sustain ongoing operational expenses; one-time funding is directed toward one-time expenditures. This report identifies the budget adjustments as recommended by the City Manager.

### **FISCAL YEAR 2019/20 FIRST QUARTER REVIEW:**

This First Quarter Report updates the Mayor and City Council regarding current year financial trends and provides the opportunity for the City Council to review the recommended actions as they relate to revenues and expenditures.

#### **General Fund Revenue Update**

Revenue receipts do not follow an even schedule. Although 25% of the fiscal year has elapsed, based on historic trends revenues are estimated to be at approximately 10% of the budgeted amount. Actual revenues received are currently 12% of budget. As the FY 2020/21 revenue estimates were developed prior to the adoption of the budget on May 7, 2019, the revenue estimates may require adjustments based on the FY 2020/21 actuals and revised projections throughout the year. Although there will be variances in some of the amounts budgeted, the total is expected to remain within 1% of the amended budget for the year. It should be noted that the lag in timing of revenue receipts helps illustrate the need for an operating cash reserve throughout each fiscal year.

#### **General Fund Expenditure Update**

Although not all expenditures follow a straight-line spending pattern, operating expenditures should track close to within 25% of budget for the year at the end of the first three months. As of September 30, 2020, total General Fund expenditures were at 17%. This pace is within expectations for most activities in the General Fund.

### **FISCAL YEAR 2020/21 BUDGET ADJUSTMENTS**

The FY 2020/21 General Fund revenue budget, as amended, totals approximately \$111.3 million. Based on economic activity and revenue collections through September 2020, staff is recommending First Quarter budget increase of \$133,974 to approximately \$111.4 million. This increase is primarily driven by sales tax projections.

The FY 2020/21 General Fund expenditures budget as currently amended, and excluding one-time expenditures from fund balance, totals approximately \$111.5 million. The recommended First Quarter budget amendments decrease expenditures by

\$87,382 to \$111.4 million. This is primarily due to personnel savings from position changes. The fund continues to be structurally balanced, without the use of fund balance for ongoing operations. The specific budget adjustments for the General Fund are summarized in Exhibit A attached to the City Council Resolutions recommended for approval.

Fund	Type (Rev/Exp)	FY 2020/21 Amended Budget (1)	Proposed Adjustments	FY 2020/21 Amended Budget (2)	Proposed Adjustments (%)
General Fund	Rev	\$111,339,094	\$133,974	\$111,473,068	<1%
General Fund	Exp	\$111,560,450	(\$87,382)	\$111,473,068	<1%
	Net Total	(\$221,356)	\$46,592	\$0	

(1) Includes FY 2019/20 carryover amounts.

(1) Excludes the one-time costs for the Fire Truck replacement, which shall be paid from Fund Balance.

### Summaries of Other Major Funds FY2020/21

The following provides a summary of some of the proposed budget adjustments to other major funds. A complete list of all changes are identified in Exhibit A to the Resolutions.

#### Other Grants (Fund 2300)

Transfers of \$1,000,000 to support the Senior Eats program and \$25,000 in support of the Financial Wellness program both off-set by revenue from State and Federal grants.

#### Development Impact Fee Funds (Fund 2901, 2902, 2905, 2909, 2911)

Increase revenue budget to match actual revenue received to date.

#### 2007 Towngate Refunding (Fund 4106) and Successor Agency Admin Fund (Fund 4800)

Decrease in each fund of \$1,202,696 in ROP's funding. Sufficient funding is available in these funds to pay debt service, administrative costs, etc. through maturity.

#### Successor Agency Debt Service (Fund 4851) and Successor Agency 2017 Ref 2007 TABS (Fund 4852)

Decrease in each fund of \$763,000 based on established debt service schedule.

#### Special District Funds (Fund 5011, 5012, 5014, 5110, 5111, 5112, 5113, 5114)

Adjust revenue budgets to match applied fixed charges through the property tax rolls and adjust expenditure budgets based on operational need of the districts.

## City Position Summary Action

The City Position Summary as amended by the City Council serves as an important internal control tool for City Council to establish authorized positions for the City while enabling staff to manage within the authorized and funded positions. The City Position Summary addresses career authorized positions and does not include temporary positions. As a result of operational changes, some positions are being requested to be adjusted and/or eliminated based on current and projected demands for those positions and services. Staff recommends the following updates to the City Position Summary:

<b>Department/ Position Title</b>	<b>Adjustment</b>	<b>FY 2020/21 Requested Budget Adjustment</b>	<b>Notes</b>
<b><u>City Attorney</u></b>			
City Attorney	(1)	\$ (127,585)	Vacant - Eliminate
Assistant City Attorney	(1)	\$ (102,862)	Vacant - Eliminate
Deputy City Attorney	(1)	\$ (54,800)	Vacant - Eliminate
Admin Asst (PT)	(1)	\$ (14,753)	Vacant - Eliminate
<b><u>City Manager</u></b>			
Exec Asst II	(1)	\$ (88,000)	Vacant - Eliminate
Media & Communications Manager	-	\$ 12,400	Reclass from C30 to C33
<b><u>Financial &amp; Management Services</u></b>			
Financial Operations Div Mgr	(1)	\$ (150,000)	Vacant - Eliminate
Sr Admin Asst	(1)	\$ (72,000)	Vacant - Eliminate
Asst Buyer	(2)	\$ -	Re-Title/Re-Classify
Management Aide	2	\$ 5,000	
Storekeeper	(1)	\$ -	Re-Title/Re-Classify
Sr Office Asst	1	\$ 5,000	
Sr GIS Analyst	(1)	\$ -	Re-Title/Re-Classify
GIS Administrator	1	\$ -	
GIS Tech	(1)	\$ -	Re-Title/Re-Classify
GIS/Application Analyst	1	\$ 15,000	
<b><u>Parks &amp; Community Services</u></b>			
Sr Cust Service	(1)	\$ (60,000)	Vacant - Eliminate
Sr Office Asst (PT)	(1)	\$ (40,000)	Vacant - Eliminate
Parks Project Coordinator	(1)	\$ -	Re-Title/Re-Classify
Management Analyst	1	\$ -	
Sr Cust Service (2)	(2)	\$ -	Re-Title/Re-Classify
Sr Office Asst	2	\$ -	
<b>Total Adjustment</b>	<b>(9)</b>	<b>\$ (672,600)</b>	

## **ALTERNATIVES**

1. Approve Recommended Actions as set forth in this staff report, including the approval of the budget adjustments, as presented in Exhibit A. The approval of these items will allow ongoing activities to be carried out in the current fiscal year and the City is able to modify budgets and operations as necessary through this quarterly review, while retaining a structurally balanced General Fund budget. *Staff recommends this alternative.*
1. Do not approve proposed Recommended Actions as set forth in this staff report, including the resolutions adopting the budget adjustments to the budget, as presented in Exhibit A. *Staff does not recommend this alternative.*

## **FISCAL IMPACT**

The City's Operating and Capital Budgets provide the funding and expenditure plan for all funds. As such, they serve as the City's financial plan for the fiscal year. The fiscal impacts for the proposed budget amendments are identified in Exhibit A.

## **NOTIFICATION**

Publication of the agenda.

## **PREPARATION OF STAFF REPORT**

Prepared By:  
Stephanie Cuff  
Management Analyst

Department Head Approval:  
Marshall Eyerman  
Assistant City Manager/Chief Financial Officer

Concurred By:  
Brian Mohan  
Financial Resources Division Manager

Approved by:  
Mike Lee  
City Manager

## **CITY COUNCIL GOALS**

**Revenue Diversification and Preservation.** Develop a variety of City revenue sources and policies to create a stable revenue base and fiscal policies to support essential City services, regardless of economic climate.

**Public Safety.** Provide a safe and secure environment for people and property in the community, control the number and severity of fire and hazardous material incidents, and provide protection for citizens who live, work and visit the City of Moreno Valley.

**Public Facilities and Capital Projects.** Ensure that needed public facilities, roadway improvements, and other infrastructure improvements are constructed and maintained.

## **CITY COUNCIL STRATEGIC PRIORITIES**

### **1. Economic Development**

- 2. Public Safety
- 3. Library
- 4. Infrastructure
- 5. Beautification, Community Engagement, and Quality of Life
- 6. Youth Programs

Objective 1.1: Proactively attract high-quality businesses.

Objective 1.2: Market all the opportunities for quality industrial development in Moreno Valley by promoting all high-profile industrial and business projects that set the City apart from others.

Objective 1.6: Establish Moreno Valley as the worldwide model in logistics development.

Objective 6.2: Improve health, wellness and fitness for Moreno Valley youth through recreation and sports programs.


**ATTACHMENTS**

- 1. FY20-21 First Qtr Financial Rep
- 2. City Resolution 2020-XX
- 3. Community Services District Resolution 2020-XX
- 4. Housing Authority Resolution 2020-XX
- 5. Successor Agency Resolution 2020-XX
- 6. Exhibit A - Proposed Amendments
- 7. City Position Summary FY 1920 - 2021
- 8. Carryover Memo-Exhibits

**APPROVALS**

Budget Officer Approval	<u>✓ Approved</u>	12/08/20 10:37 AM
City Attorney Approval	<u>✓ Approved</u>	
City Manager Approval	<u>✓ Approved</u>	12/08/20 10:43 AM

<b>RESULT:</b>	<b>APPROVED [UNANIMOUS]</b>
<b>MOVER:</b>	Victoria Baca, Mayor Pro Tem
<b>SECONDER:</b>	Ulises Cabrera, Council Member
<b>AYES:</b>	Gutierrez, Baca, Marquez, Cabrera, Thornton



# City of Moreno Valley

## Fiscal Year 2020/21

### First Quarter Financial Summary

---

**TO:** Mayor and City Council

**FROM:** Marshall Eyerman, Assistant City Manager/Chief Financial Officer/City Treasurer

**DATE:** December 15, 2020

---

#### Note from the Chief Financial Officer/City Treasurer

Due to the public health emergency related to the COVID-19 pandemic, the State of California issued a Statewide “Stay-at-Home” directive (EO N-33-20) on March 19, 2020. At the time of this directive, economic forecasting models estimated revenue shortfalls at \$9.9 million for FY 2020/21. The City Council approved a budget plan to reduce revenues and expenditures accordingly in order to comply with our budget and fiscal policies. As we are now six months into the pandemic for this reporting period, the actual revenues have been negatively impacted, but not as severe as economist had originally thought.

The economic climate is ever changing during this pandemic due to constant changing of the opening/closing guidelines based on the number of positive cases that are continuing to increase. For these reasons, the City must remain optimistically cautious and only increase revenues when they are actually received. Staff will continue to monitor and request quarterly revenue adjustment based on this approach. These revenue adjustments will be offset by replenishing our expenditure levels accordingly.

#### INTRODUCTION

On May 7, 2019, the City Council adopted the Two-Year Operating Budget for Fiscal Years (FY) 2019/20 – 2020/21. During the two-year budget period, the City Council will be kept apprised of the City’s financial condition through the process of First Quarter, Mid-Year Budget and Third Quarter Reviews. This ongoing process ensures a forum to look at expenditure and revenue deviations from the estimates made in the budget document. Additionally, any significant changes in projected revenue or unanticipated expenditures that may occur will be shared with the City Council.

This report provides a review of the unaudited financial results at the First Quarter of FY 2020/21 (July 2019 – September 2020, 25% of the fiscal year).



## CITYWIDE OPERATING EXPENDITURE SUMMARY

The following table contains a summary of the adopted budget, amended budget and the First Quarter Year expenditures. The totals represent each major fund type and component unit of the City.

**Table 1. Citywide Operating Expenditures**

	FY 2020/21 Adopted Budget	FY 2020/21 Amended Budget	Actuals as of 9/30/20 (unaudited)	% of Amended Budget
<b>Fund/Component Unit</b>				
General Fund	\$ 116,773,613	\$ 111,560,450	\$ 25,184,906	22.6%
Community Services District (CSD)	21,936,223	22,153,170	3,912,868	17.7%
Successor Agency	5,089,728	5,089,728	182,543	3.6%
Housing Fund	250,000	1,452,000	1,233,117	84.9%
Special Revenue Funds	41,270,569	85,816,209	8,925,713	10.4%
Capital Projects Funds	5,935,000	28,757,564	1,623,653	5.6%
Electric Utility Funds	32,751,206	42,066,082	10,326,450	24.5%
Internal Service Funds	10,013,938	12,958,397	3,124,553	24.1%
Debt Service Funds	4,327,834	4,327,834	-	0.0%
<b>Total</b>	<b>\$ 238,348,111</b>	<b>\$ 314,181,434</b>	<b>\$ 54,513,803</b>	<b>17.4%</b>

Actions taken by the City Council subsequent to the May 7, 2019 adoption of the two-year budget and included in the Amended Budget are:

- Throughout the fiscal year there are also budget amendments to reflect the acceptance of grants and adjustments to contractual services and material/supplies. The individual amendments are reviewed as part of separate City Council agenda items.
- The majority of this First Quarter update will focus on the General Fund, as it supports all basic services provided to City residents. Highlights for other key component funds will be discussed at a summary level as well.
- Due to the public health emergency related to the COVID-19 pandemic, the State of California issued a Statewide “Stay-at-Home” directive (EO N-33-20) on March 19, 2020. At the time of this directive, economic forecasting models estimated revenue shortfalls at \$9.9 million for FY 2020/21. The City Council approved a budget plan to reduce revenues and expenditures accordingly in order to comply with our budget and fiscal policies

# GENERAL FUND OPERATING

## Table 2. General Fund Operations

	FY 2020/21 Adopted Budget	FY 2020/21 Amended Budget	Actuals as of 9/30/20 (unaudited)	% of Amended Budget
<b>Revenues:</b>				
Taxes:				
Property Tax	\$ 16,553,200	\$ 16,637,300	\$ -	0.0%
Property Tax in-lieu	21,290,000	21,290,000	-	0.0%
Utility Users Tax	16,100,000	15,717,540	3,068,872	19.5%
Sales Tax	21,635,000	17,023,010	1,821,474	10.7%
Other Taxes	15,915,000	12,627,832	1,401,932	11.1%
Licenses & Permits	5,153,936	4,973,535	1,126,086	22.6%
Intergovernmental	313,000	2,891,550	1,470,043	50.8%
Charges for Services	13,045,435	11,613,657	3,090,294	26.6%
Use of Money & Property	5,097,806	5,122,806	982,818	19.2%
Fines & Forfeitures	604,500	301,343	79,454	26.4%
Miscellaneous	165,600	165,600	62,632	37.8%
<b>Total Revenues</b>	<b>\$ 115,873,477</b>	<b>\$ 108,364,173</b>	<b>\$ 13,103,605</b>	<b>12.1%</b>
<b>Expenditures:</b>				
Personnel Services	\$ 25,662,073	\$ 23,760,043	\$ 4,767,259	20.1%
Contractual Services	78,868,243	74,360,525	16,008,083	21.5%
Material & Supplies	2,097,824	3,993,528	644,870	16.1%
General Government	-	-	-	-
Debt Service	-	-	-	-
Fixed Charges	5,933,338	4,934,910	1,318,895	26.7%
Fixed Assets	50,000	57,546	48,944	85.1%
<b>Total Expenditures</b>	<b>\$ 112,611,478</b>	<b>\$ 107,106,552</b>	<b>\$ 22,788,050</b>	<b>21.3%</b>
<i>Excess (Deficiency) of Revenues Over (Under) Expenditures</i>	\$ 3,261,999	\$ 1,257,621	\$ (9,684,445)	
<b>Transfers:</b>				
Transfers In	\$ 913,836	\$ 2,974,921	\$ 12,501	0.4%
Transfers Out	4,162,135	4,453,898	2,396,856	53.8%
<b>Net Transfers</b>	<b>\$ (3,248,299)</b>	<b>\$ (1,478,977)</b>	<b>\$ (2,384,355)</b>	
Total Revenues & Transfers In	\$ 116,787,313	\$ 111,339,094	\$ 13,116,106	11.8%
Total Expenditures & Transfers Out	116,773,613	111,560,450	25,184,906	22.6%
<b>Net Change of Fund Balance</b>	<b>\$ 13,700</b>	<b>\$ (221,356)</b>	<b>\$ (12,068,800)</b>	

**General Fund Operating Revenues**

The General Fund is comprised of several revenue types. However, the main sources include property tax, utility users tax, and sales tax. Each of these is affected by different economic activity cycles and pressures.

**Table 3. General Fund Operating Revenues**

	FY 2020/21 Adopted Budget	FY 2020/21 Amended Budget	Actuals as of 9/30/20 (unaudited)	% of Amended Budget
<b>Revenues:</b>				
Taxes:				
Property Tax	\$ 16,553,200	\$ 16,637,300	\$ -	0.0%
Property Tax in-lieu	21,290,000	21,290,000	-	0.0%
Utility Users Tax	16,100,000	15,717,540	3,068,872	19.5%
Sales Tax	21,635,000	17,023,010	1,821,474	10.7%
Other Taxes	15,915,000	12,627,832	1,401,932	11.1%
Licenses & Permits	5,153,936	4,973,535	1,126,086	22.6%
Intergovernmental	313,000	2,891,550	1,470,043	50.8%
Charges for Services	13,045,435	11,613,657	3,090,294	26.6%
Use of Money & Property	5,097,806	5,122,806	982,818	19.2%
Fines & Forfeitures	604,500	301,343	79,454	26.4%
Miscellaneous	165,600	165,600	62,632	37.8%
<b>Total Revenues</b>	<b>\$ 115,873,477</b>	<b>\$ 108,364,173</b>	<b>\$ 13,103,605</b>	<b>12.1%</b>

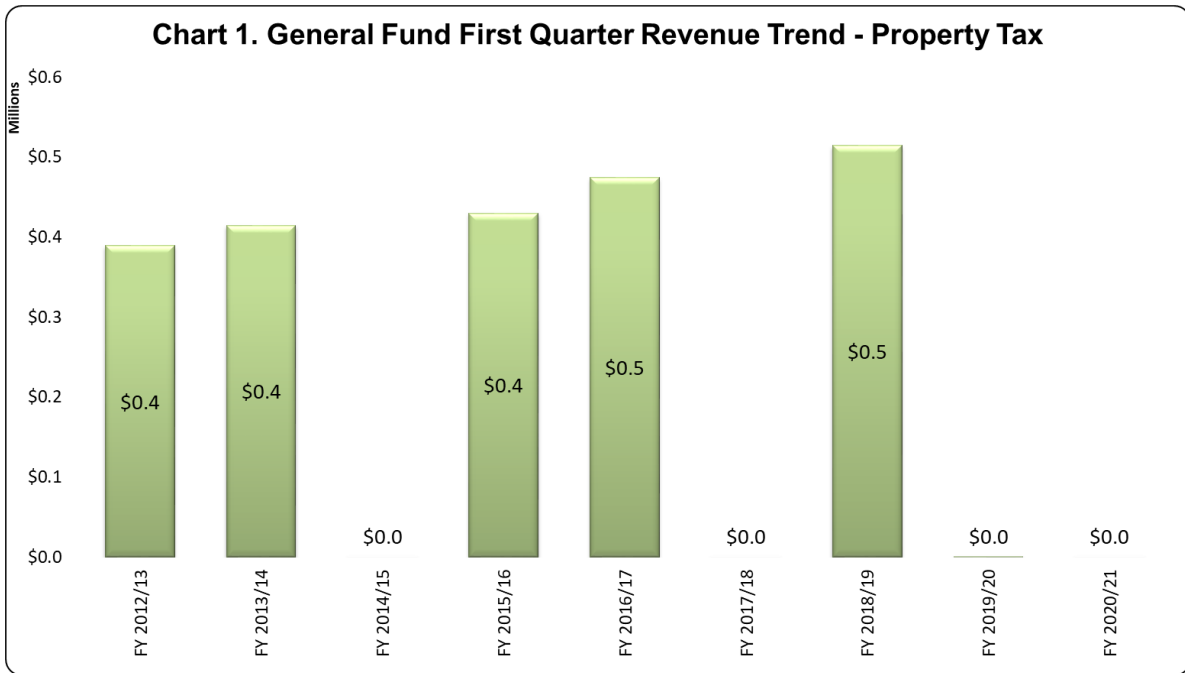
**Property Taxes/Property Taxes In-Lieu**

Property taxes were budgeted to increase by 2.7% from the FY 2019/20 Amended Budget. The annual schedule of property tax payments from the County of Riverside will provide payments to the City based on the following estimated schedule:

Secured Property Tax Payment Dates

Settlement 1	January
Settlement 2	May
Settlement 3	August
Teeter Settlement	October

Based on historical averages of actual receipts, the City is estimated to receive up to 1% of the budgeted property tax revenue through First Quarter. The City has currently received 0% through First Quarter. Property taxes will continue to be monitored as property valuations may adjust through the year based on property sales and assessment appeals filed with the County.

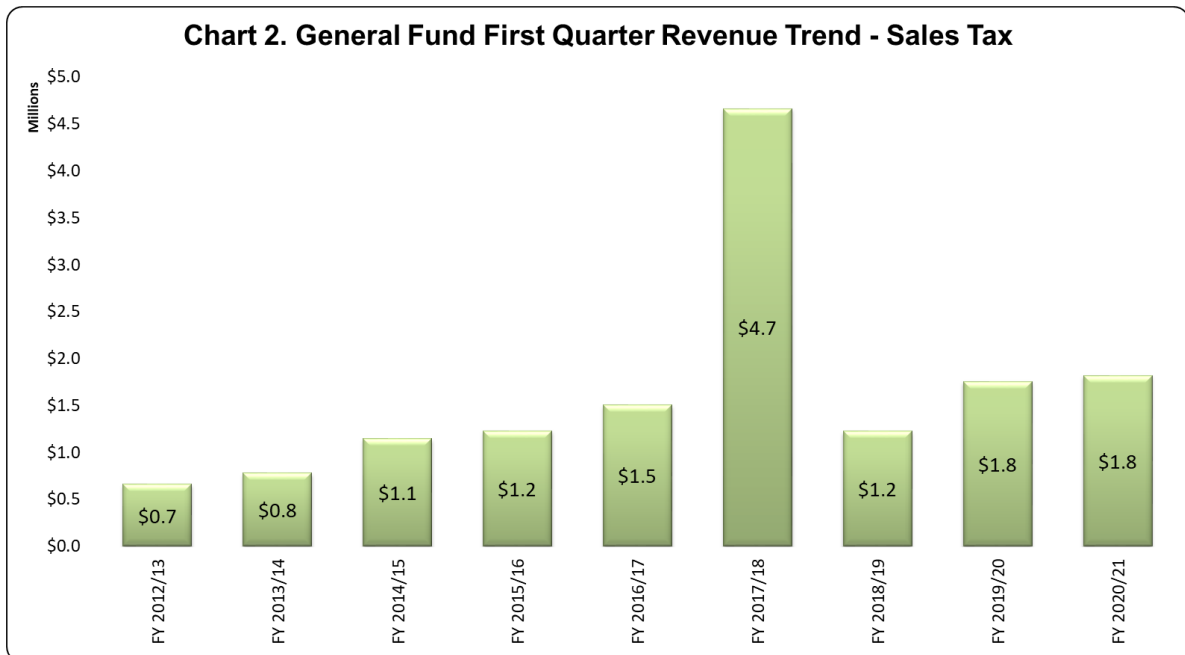


Note: FYs 2014/15, 2017/18, 2019/20 and 2020/21 did not receive any property tax revenues in the first quarter.

### Sales Taxes

Sales taxes were budgeted to increase by 4% from the FY 2019/20 Amended Budget. Sales tax receipts will need to be continually monitored through the year to determine if current trends begin to plateau or begin to decrease.

Based on historical averages of actual receipts, the City is estimated to receive 9% of the budgeted sales tax revenue through First Quarter. The City has currently received 11% through d First Quarter.

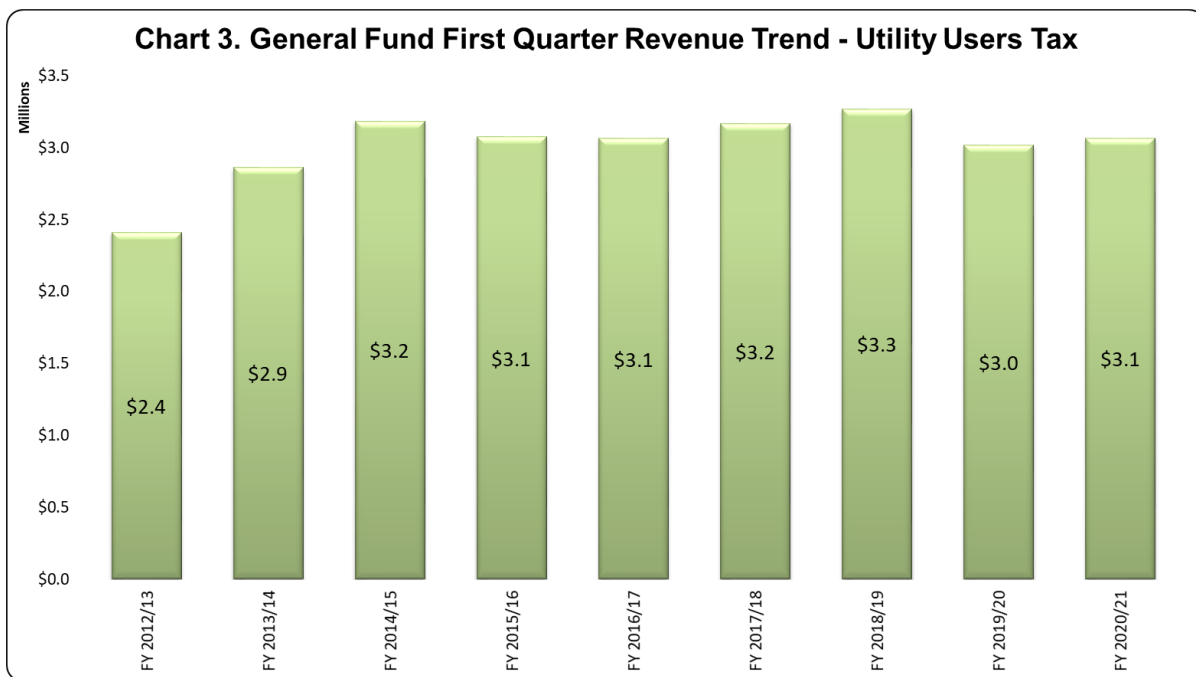


Note: For FY 2017/18, the reversal of revenues accrued to the prior fiscal year in accordance with the Government Accounting Standards Board (GASB) did not occur until the second quarter.

### Utility Users Tax

Utility Users taxes were budgeted to increase less than 1% from the FY 2019/20 Amended Budget. This projection is primarily due to competitive forces within the communications markets. Both the wireless and wired markets experienced downturns year over year. Based on our discussions with utility tax experts, there are a couple of causes for this trend. First is competition and bundling practices within the market as more small players continue to join the market. Second is the migration of customers from contract plans to prepaid plans.

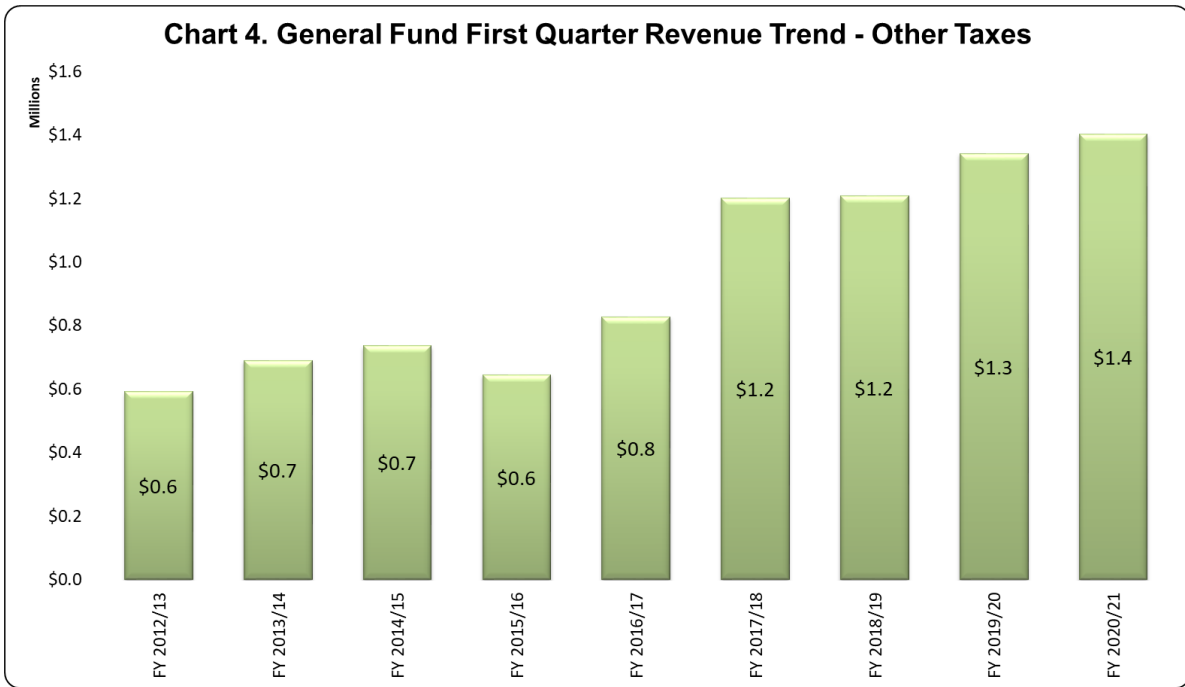
Based on historical averages of actual receipts, the City is estimated to receive 19% of the budgeted utility users tax revenue through First Quarter. The City has currently received 19.5% through First Quarter.



### Other Taxes

Other taxes are primarily composed of Business Gross Receipts, Transient Occupancy Tax, Documentary Transfer Tax, and Franchise Fees. Collectively, other taxes were budgeted to increase 7.7% from the FY 2019/20 Amended Budget.

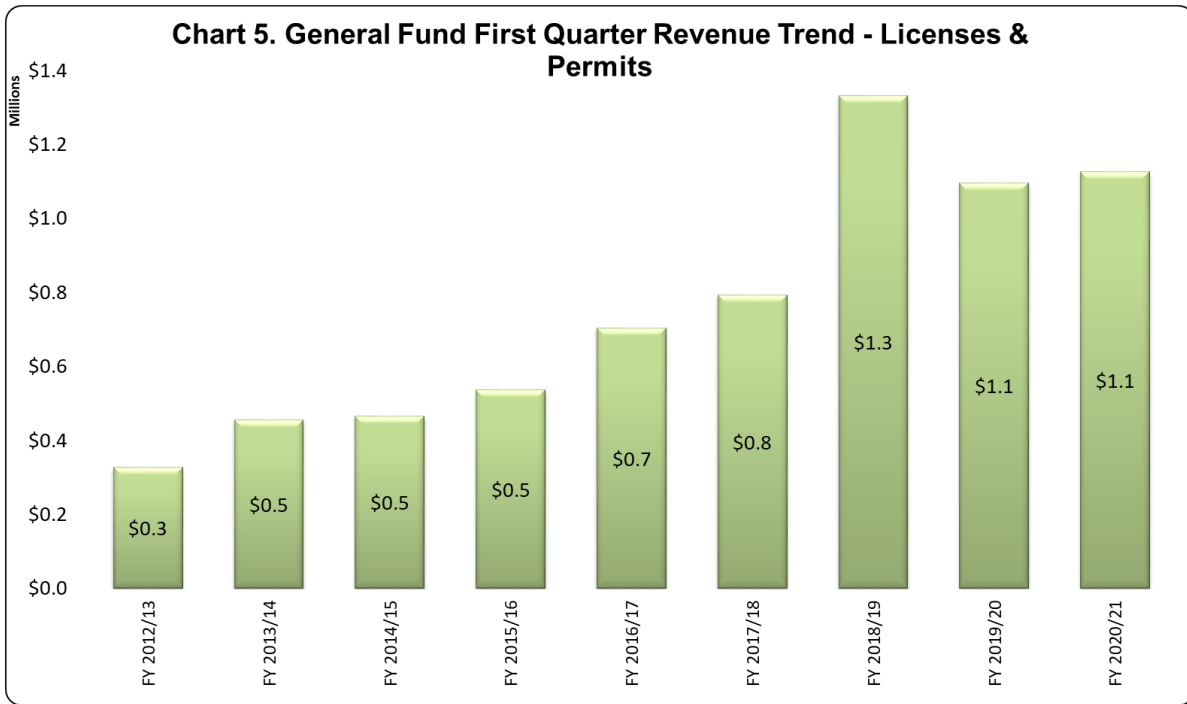
Based on historical averages of actual receipts, the City is estimated to receive 9% of the budgeted Other Taxes revenue through First Quarter. The City has currently received 11% through First Quarter.



**Licenses & Permits**

Licenses & Permits are primarily composed of Business and Animal Licenses, along with Building, Electrical, Mechanical, Plumbing and other permits. Collectively, Licenses & Permits were budgeted to decrease by 4% from the FY 2019/20 Amended Budget. This increase reflects increases due to Commercial Cannabis Business Permits. This budget will be monitored for a possible future increase.

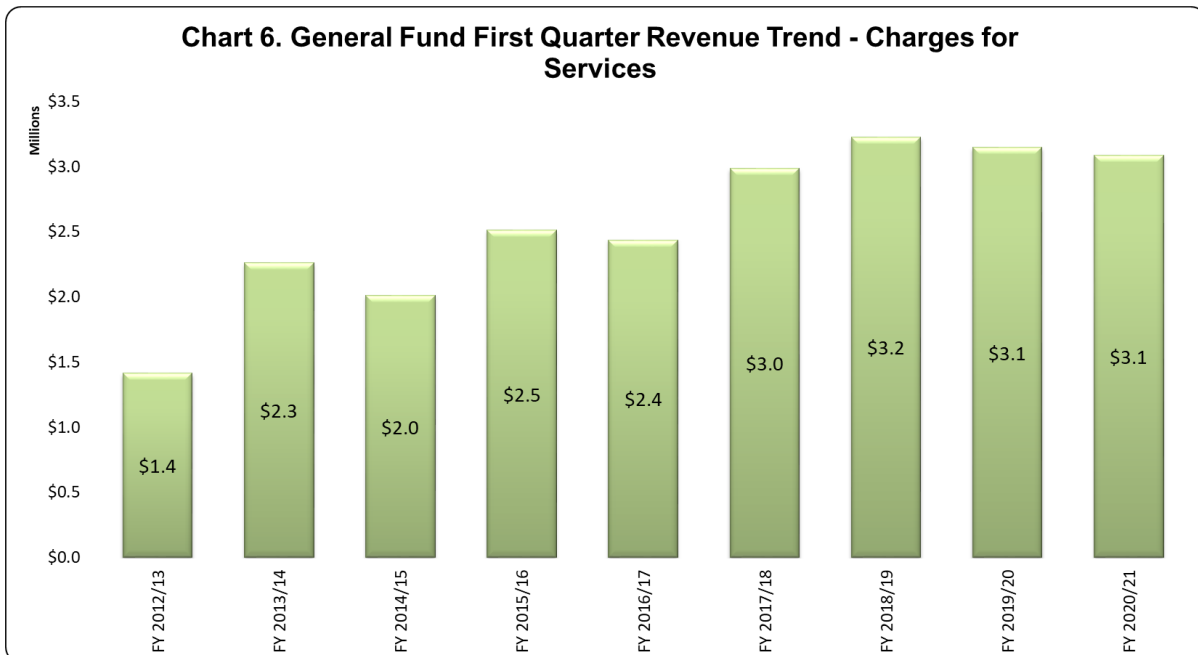
Based on historical averages of actual receipts, the City is estimated to receive 24% of the budgeted Licenses & Permits revenue through First Quarter. The City has currently received 23% through First Quarter. The collection rate is related primarily to building and business license permit activities.



**Charges for Services**

Charges for Services are primarily composed of Plan Check Fees, Inspection Fees, Administrative Charges to other funds, and Parking Control Fines. Collectively, Charges for Services were conservatively budgeted to decrease by 2% from the FY 2019/20 Amended Budget.

Based on historical averages of actual receipts, the City is estimated to receive 23% of the budgeted Charges for Services revenue through First Quarter. The City has currently received 27% through First Quarter.



### ***Use of Money and Property***

Investment income continues to remain low due to extremely low rates of return for fixed income investments, but has increased over the last year due to actions taken by the Federal Open Market Committee (FOMC). The investments achieved a Yield to Maturity (YTM) for September 2020 of 1.87%. In addition, the City maintained funds in the State Local Agency Investment Fund Pool (LAIF) with a YTM of .69%. In the first three months, the FOMC decreased the federal funds target rate by 225 basis points to 0.0% - 0.25%. This is a very low rate of return compared to historical experience, but is indicative of how investment income is performing everywhere, which is the reason the City utilizes the active management approach.



**General Fund Expenditures**

Expenditures are being spent in-line with prior year expenditures. Each Department's activities will be monitored throughout the year as they may be impacted by different operational activities and project timelines.

**Table 4. General Fund Expenditures**

	FY 2020/21 Adopted Budget	FY 2020/21 Amended Budget	Actuals as of 9/30/20 (unaudited)	% of Amended Budget
<b>Department</b>				
City Council	\$ 1,037,483	\$ 1,112,313	\$ 143,881	12.9%
City Clerk	1,054,060	855,366	110,218	12.9%
City Manager	2,039,696	1,814,639	318,329	17.5%
City Attorney	1,099,482	875,953	200,435	22.9%
Community Development	10,666,576	9,364,689	1,750,526	18.7%
Economic Development	2,464,235	2,188,524	332,627	15.2%
Financial & Management Services	11,818,382	12,501,344	2,176,684	17.4%
Public Works	7,771,229	7,636,732	1,659,176	21.7%
Non-Departmental	5,247,135	6,001,844	3,513,360	58.5%
<b>Non-Public Safety Subtotal</b>	<b>\$ 44,758,786</b>	<b>\$ 42,351,404</b>	<b>\$ 10,206,226</b>	<b>24.1%</b>
<b>Public Safety</b>				
Police	\$ 47,997,631	\$ 45,460,175	\$ 9,370,939	20.6%
Fire	24,017,196	23,748,871	5,607,742	23.6%
<b>Public Safety Subtotal</b>	<b>\$ 72,014,827</b>	<b>\$ 69,209,046</b>	<b>\$ 14,978,681</b>	<b>21.6%</b>
<b>Total</b>	<b>\$ 116,773,613</b>	<b>\$ 111,560,450</b>	<b>\$ 25,184,906</b>	

## OTHER KEY FUNDS

The following summaries describe other major funds in the City.

### **Moreno Valley Community Services District**

The Moreno Valley Community Services District (CSD) was formed by the voters in 1984 to collect fees and certain taxes to provide an array of services including parks, recreation and community services, streetlights, landscaping and ongoing maintenance. The CSD provides these services through separate “zones” that define the services that are provided.

For certain zones, the primary revenue source used to provide services to properties is parcel fees or taxes levied on properties via their annual tax bill. Proposition 218, passed by California voters in November 1996, and has posed a serious challenge to managing the future operation of the CSD zones. Prop. 218 requires any revenue increase to be addressed through a voting process by affected property owners. For a period following the initial implementation of Prop. 218, the CSD was successful in receiving approval for some new or increased revenues. There were also revenue increases due to the growth of developed parcels within the zones. However, due to cost increases that exceed any offsetting increases in the revenues over the past years, and the recent economic downturn slowing new parcel growth, property owners have been resistant to efforts to fully fund service levels.

**Table 5. CSD Operations**

	FY 2020/21 Adopted Budget	FY 2020/21 Amended Budget	Actuals as of 9/30/20 (unaudited)	% of Amended Budget
<b>Revenues:</b>				
Taxes:				
Property Tax	\$ 5,499,288	\$ 5,499,288	\$ -	0.0%
Other Taxes	6,719,200	6,719,200	-	0.0%
Charges for Services	5,698,574	5,698,574	70,166	1.2%
Use of Money & Property	1,022,020	1,056,530	161,252	15.3%
Fines & Forfeitures	30,000	30,000	-	0.0%
Miscellaneous	22,010	527,735	232	0.0%
Transfers In	2,040,727	1,612,490	375,456	23.3%
<b>Total Revenues</b>	<b>\$ 21,031,819</b>	<b>\$ 21,143,817</b>	<b>\$ 607,106</b>	<b>2.9%</b>
<b>Expenditures:</b>				
Library Services Fund (5010)	\$ 2,708,319	\$ 2,741,331	\$ 718,110	26.2%
Zone A Parks Fund (5011)	10,258,968	9,865,668	1,868,802	18.9%
LMD 2014-01 Residential Street Lighting Fund (5012)	1,516,919	1,516,919	264,005	17.4%
Zone C Arterial Street Lighting Fund (5110)	875,414	875,414	146,063	16.7%
Zone D Standard Landscaping Fund (5111)	1,426,105	1,510,545	187,950	12.4%
Zone E Extensive Landscaping Fund (5013)	289,398	317,350	40,280	12.7%
5014 LMD 2014-02	2,832,609	3,056,600	367,535	12.0%
Zone M Median Fund (5112)	468,229	569,853	45,650	8.0%
CFD No. 1 (5113)	1,482,660	1,621,888	268,090	16.5%
Zone S (5114)	77,602	77,602	6,383	8.2%
<b>Total Expenditures</b>	<b>\$ 21,936,223</b>	<b>\$ 22,153,170</b>	<b>\$ 3,912,868</b>	<b>17.7%</b>
<b>Net Change or Adopted Use of Fund Balance</b>	<b>\$ (904,404)</b>	<b>\$ (1,009,353)</b>	<b>\$ (3,305,762)</b>	

## Community Services District Zone A – Parks & Community Services

The largest Zone within the CSD is Zone A. It accounts for the administration and maintenance of the Parks & Community Services facilities and programs. Funding sources for these services come from a combination of property taxes, fees for service and smaller amounts from other City funds.

**Table 6. CSD Zone A Operations**

	FY 2020/21 Adopted Budget	FY 2020/21 Amended Budget	Actuals as of 9/30/20 (unaudited)	% of Amended Budget
<b>Revenues:</b>				
Taxes:				
Property Tax	\$ 2,812,910	\$ 2,812,910	\$ -	0.0%
Other Taxes	4,977,000	4,977,000	-	0.0%
Charges for Services	1,148,683	1,156,483	41,422	3.6%
Use of Money & Property	925,659	947,718	146,135	15.4%
Miscellaneous	18,000	42,700	-	0.0%
Transfers In	528,237	12,678	-	0.0%
<b>Total Revenues</b>	<b>\$ 10,410,489</b>	<b>\$ 9,949,489</b>	<b>\$ 187,557</b>	<b>1.9%</b>
<b>Expenditures:</b>				
35010 Parks & Comm Svcs - Admin	\$ 750,716	\$ 703,732	\$ 134,597	19.1%
35210 Park Maintenance - General	3,851,191	3,608,683	794,211	22.0%
35211 Contract Park Maintenance	467,121	463,557	69,067	14.9%
35212 Park Ranger Program	361,567	333,840	58,954	17.7%
35213 Golf Course Program	490,200	423,031	102,167	24.2%
35214 Parks Projects	223,598	207,256	45,587	22.0%
35310 Senior Program	588,633	561,281	114,416	20.4%
35311 Community Services	500,997	473,402	56,713	12.0%
35312 Community Events	285,606	262,455	53,720	20.5%
35313 Conf & Rec Cntr	420,626	643,818	92,535	14.4%
35314 Conf & Rec Cntr - Banquet	377,698	358,338	72,164	20.1%
35315 Recreation Programs	1,210,541	1,149,566	197,481	17.2%
35317 July 4th Celebration	111,990	110,190	308	0.3%
35318 Sports Programs	587,584	537,999	63,566	11.8%
35319 Towngate Community Center	30,900	28,520	4,466	15.7%
35320 Amphitheater	-	-	143	0.0%
95011 Non-Dept Zone A Parks	-	-	8,710	0.0%
<b>Total Expenditures</b>	<b>\$ 10,258,968</b>	<b>\$ 9,865,668</b>	<b>\$ 1,868,802</b>	<b>18.9%</b>
<b>Net Change or Adopted Use of Fund Balance</b>	<b>\$ 151,521</b>	<b>\$ 83,821</b>	<b>\$ (1,681,245)</b>	

## Electric Utility

The Moreno Valley Utility (MVU) manages the operation, maintenance and business planning of the City's electric utility. MVU's basic purpose is to purchase and distribute electricity to customers in newly developed areas of the City. The City began serving new customers in February 2004, and now serves more than 6851 customers. As it reaches fiscal and operational maturity, MVU will continue to be a key component of the City's economic development strategy. The City Council has established special tiered rates for electric utility customers based upon factors such as the number of jobs created.

The main revenue source for this fund is derived from charges for services. The customer base includes residential, commercial and industrial customers. The growth in customer base will continue to provide for the ability to create rate stabilization and replacement reserve funding.

**Table 7. MVU Operations**

	FY 2020/21 Adopted Budget	FY 2020/21 Amended Budget	Actuals as of 9/30/20 (unaudited)	% of Amended Budget
<b>Revenues:</b>				
Taxes:				
Charges for Services	\$ 35,344,376	\$ 35,344,376	\$ 11,107,887	31.4%
Use of Money & Property	158,000	158,000	19,256	12.2%
Miscellaneous	152,500	152,500	1,491,757	978.2%
<b>Total Revenues</b>	<b>\$ 35,654,876</b>	<b>\$ 35,654,876</b>	<b>\$ 12,618,900</b>	<b>35.4%</b>
<b>Expenditures:</b>				
45510 Electric Utility - General	\$ 26,287,723	\$ 28,155,343	\$ 8,183,313	29.1%
45511 Public Purpose Program	1,702,376	1,531,857	378,909	24.7%
45512 SCE Served Street Lights	400,000	487,889	203,504	41.7%
80005 CIP - Electric Utility	-	7,529,886	712,108	9.5%
96010 Non-Dept Electric	-	-	12,144	0.0%
96030 Non-Dept 2005 Lease Revenue Bonds	2,109,081	2,109,081	836,473	39.7%
96021 Non-Dept 2016 Tax LRB of 07 Tax	829,775	829,775	-	0.0%
96031 Non-Dept 2013 Refunding 05 LRB	21,336	21,336	-	0.0%
96032 Non-Dept 2014 Refunding 2005 LRB	119,174	119,174	-	0.0%
96040 Non-Dept 2015 Taxable LRB	447,769	447,769	-	0.0%
96050 Non-Dept 2018 Streetlight Fin	833,972	833,972	-	0.0%
<b>Total Expenditures</b>	<b>\$ 32,751,206</b>	<b>\$ 42,066,082</b>	<b>\$ 10,326,450</b>	<b>24.5%</b>
<b>Net Change or Adopted Use of Fund Balance</b>	<b>\$ 2,903,670</b>	<b>\$ (6,411,206)</b>	<b>\$ 2,292,450</b>	

MVU's revenues and expenses will fluctuate annually based on energy demands.

## SUMMARY

The City of Moreno Valley has experienced certain levels of growth and continued to maintain a structurally balanced Budget without the use of reserves.

The economic climate is ever changing during this pandemic due to constant changing of the opening/closing guidelines based on the number of positive cases that are continuing to increase. For these reasons, the City must remain optimistically cautious and only increase revenues when they are actually received. Staff will continue to monitor and request quarterly revenue adjustment based on this approach. These revenue adjustments will be offset by replenishing our expenditure levels accordingly.

RESOLUTION NO. 2020-XX

A RESOLUTION OF THE CITY COUNCIL OF THE CITY OF MORENO VALLEY, CALIFORNIA, ADOPTING THE REVISED OPERATING AND CAPITAL BUDGETS FOR FISCAL YEAR 2020/21

WHEREAS, the City Council approved the Operating and Capital Budgets for the City for Fiscal Year 2020/21, a copy of which, as may have been amended by the City Council, is on file in the Office of the City Clerk and is available for public inspection; and

WHEREAS, the City Council approves amendments to the budgets throughout the fiscal year and such prior amendments are reflected within the current amended budget and further ratified as part of the adoption of the quarterly budget amendments; and

WHEREAS, the City Manager has heretofore submitted to the City Council proposed amendments to the Operating and Capital Budgets for the City for Fiscal Year 2020/21, a copy of which, as may have been amended by the City Council, is on file in the Office of the City Clerk and is available for public inspection; and

WHEREAS, the said proposed amendments to the Operating and Capital Budgets contain estimates of the services, activities and projects comprising the budget, and contains expenditure requirements and the resources available to the City; and

WHEREAS, the said proposed amendments to the Operating and Capital Budgets contain the estimates of uses of fund balance as required to stabilize the delivery of City services during periods of operational deficits; and

WHEREAS, the City Council has made such revisions to the proposed amended Operating and Capital Budgets as so desired; and

WHEREAS, the amended Operating and Capital Budgets, as herein approved, will enable the City Council to make adequate financial plans and will ensure that City officers can administer their respective functions in accordance with such plans.

NOW, THEREFORE, THE CITY COUNCIL OF THE CITY OF MORENO VALLEY, CALIFORNIA, DOES HEREBY RESOLVE AS FOLLOWS:

1. The proposed amendments to the Operating and Capital Budgets, as Exhibit A to this Resolution and as on file in the Office of the City Clerk, and as may have been amended by the City Council, are hereby approved and adopted as the annual Operating and Capital Budgets of the City of Moreno Valley for Fiscal Year 2020/21.

2. The Proposed Amendments to City Position Summary included within the staff report and contained in the City Position Summary attached as Attachment 6 and on file in the Office of the City Clerk, and as may have been amended by the City Council, is hereby adopted as part of the Approved City Position Summary of the City of Moreno Valley for Fiscal Year 2020/21.
3. The amounts of proposed expenditures, which include the uses of fund balance specified in the approved budget, are hereby appropriated for the various budget programs and units for said fiscal year.
4. Within fifteen (15) days after the adoption of this Resolution, the City Clerk shall certify to the adoption hereof and, as so certified, cause a copy to be posted in at least three (3) public places within the City.

BE IT FURTHER RESOLVED that this Resolution shall take effect immediately upon its adoption.

APPROVED AND ADOPTED this 15<sup>th</sup> day of December 2020.

\_\_\_\_\_  
Mayor of the City of Moreno Valley

ATTEST:

\_\_\_\_\_  
City Clerk

APPROVED AS TO FORM:

\_\_\_\_\_  
City Attorney

**RESOLUTION JURAT**

STATE OF CALIFORNIA        )  
COUNTY OF RIVERSIDE       ) ss.  
CITY OF MORENO VALLEY     )

I, Pat Jacquez-Nares, City Clerk of the City of Moreno Valley, California, do hereby certify that Resolution No. 2020-XX was duly and regularly adopted by the City Council of the City of Moreno Valley at a regular meeting thereof held on the 15<sup>th</sup> day of December, 2020 by the following vote:

AYES:

NOES:

ABSENT:

ABSTAIN:

(Council Members, Mayor Pro Tem and Mayor)

\_\_\_\_\_  
CITY CLERK

(SEAL)



RESOLUTION NO. CSD 2020-XX

A RESOLUTION OF THE MORENO VALLEY COMMUNITY SERVICES DISTRICT OF THE CITY OF MORENO VALLEY, CALIFORNIA, ADOPTING THE REVISED OPERATING AND CAPITAL BUDGETS FOR FISCAL YEAR 2020/21

WHEREAS, the CSD Board approved the Operating and Capital Budgets for the City for Fiscal Year 2020/21, a copy of which, as may have been amended by the CSD Board, is on file in the Office of the City Clerk and is available for public inspection; and

WHEREAS, the CSD Board approves amendments to the budgets throughout the fiscal year and such prior amendments are reflected within the current amended budget and further ratified as part of the adoption of the quarterly budget amendments; and

WHEREAS, the City Manager has heretofore submitted to the President and Board Members of the Moreno Valley Community Services District proposed amendments to the Operating and Capital Budgets for the District for Fiscal Year 2020/21, a copy of which, as may have been amended by the District's Board of Directors, is on file in the Office of the City Clerk and is available for public inspection; and

WHEREAS, the said proposed amendments to the Operating and Capital Budgets contain estimates of the services, activities and projects comprising the budget, and contain expenditure requirements and the resources available to the Community Services District; and

WHEREAS, the said proposed amendments to the Operating and Capital Budgets contain the estimates of uses of fund balance as required to stabilize the delivery of CSD services during periods of operational deficits; and

WHEREAS, the President and Board of Directors have made such revisions to the proposed amended Operating and Capital Budgets as so desired; and

WHEREAS, the amended Operating and Capital Budgets, as herein approved, will enable the Community Services District to make adequate financial plans and will ensure that District officers can administer their respective functions in accordance with such plans.

NOW, THEREFORE, THE MORENO VALLEY COMMUNITY SERVICES DISTRICT OF THE CITY OF MORENO VALLEY, CALIFORNIA, DOES HEREBY RESOLVE AS FOLLOWS:

1. The proposed amendments to the Operating and Capital Budgets, as Exhibit

A to this Resolution and as on file in the Office of the City Clerk, and as may have been amended by the Community Services District's Board of Directors, is hereby approved and adopted as the annual Operating and Capital Budgets of the Moreno Valley Community Services District for the Fiscal Year 2020/21.

2. The amounts of proposed expenditures, which include the uses of fund balance specified in the approved budget, are hereby appropriated for the various budget programs and units for said fiscal year.
3. Within fifteen (15) days after the adoption of this Resolution, the City Clerk shall certify to the adoption hereof and, as so certified, cause a copy to be posted in at least three (3) public places within the City.

BE IT FURTHER RESOLVED that this Resolution shall take effect immediately upon its adoption.

APPROVED AND ADOPTED this 15<sup>th</sup> day of December, 2020.

---

Mayor of the City of Moreno Valley,  
Acting in the capacity of President of the  
Moreno Valley Community Services District

ATTEST:

---

City Clerk, acting in the capacity of  
Secretary of the Moreno Valley  
Community Services District

APPROVED AS TO FORM:

---

City Attorney, acting in the capacity  
of General Counsel of the Moreno  
Valley Community Services District

**RESOLUTION JURAT**

STATE OF CALIFORNIA     )  
COUNTY OF RIVERSIDE    ) ss.  
CITY OF MORENO VALLEY )

I, Pat Jacquez-Nares, Secretary of the Moreno Valley Community Services District, Moreno Valley, California do hereby certify that Resolution No. CSD 2020-XX was duly and regularly adopted by the Board of Directors of the Moreno Valley Community Services District at a regular meeting held on the 15<sup>th</sup> day of December, 2020 by the following vote:

AYES:

NOES:

ABSENT:

ABSTAIN:

(Board members, Vice-President and President)

---

SECRETARY

(SEAL)

RESOLUTION NO. HA 2020-XX  
A RESOLUTION OF THE HOUSING AUTHORITY OF THE  
CITY OF MORENO VALLEY, CALIFORNIA, ADOPTING  
THE REVISED OPERATING AND CAPITAL BUDGETS  
FOR FISCAL YEAR 2020/21

WHEREAS, the Housing Authority approved the Operating and Capital Budgets for the City for Fiscal Year 2020/21, a copy of which, as may have been amended by the Housing Authority, is on file in the Office of the City Clerk and is available for public inspection; and

WHEREAS, the Housing Authority approves amendments to the budgets throughout the fiscal year and such prior amendments are reflected within the current amended budget and further ratified as part of the adoption of the quarterly budget amendments; and

WHEREAS, the City Manager has heretofore submitted to the Housing Authority proposed amendments to the Operating and Capital Budgets for the District for Fiscal Year 2020/21, a copy of which, as may have been amended by the Housing Authority, is on file in the Office of the City Clerk and is available for public inspection; and

WHEREAS, the said proposed amendments to the Operating and Capital Budgets contain estimates of the services, activities and projects comprising the budget, and contain expenditure requirements and the resources available to the Housing Authority; and

WHEREAS, the said proposed amendments to the Operating and Capital Budgets contain the estimates of uses of fund balance as required to stabilize the delivery of Housing Authority services during periods of operational deficits; and

WHEREAS, the Housing Authority have made such revisions to the proposed amended Operating and Capital Budgets as so desired; and

WHEREAS, the amended Operating and Capital Budgets, as herein approved, will enable the Housing Authority to make adequate financial plans and will ensure that District officers can administer their respective functions in accordance with such plans.

NOW, THEREFORE, THE HOUSING AUTHORITY OF THE CITY OF MORENO VALLEY, CALIFORNIA, DOES HEREBY RESOLVE AS FOLLOWS:

1. The proposed amendments to the Operating and Capital Budgets, as Exhibit A to this Resolution and as on file in the Office of the City Clerk, and as may have been amended by the Housing Authority, is hereby approved and adopted as the annual Operating and Capital Budgets of the Moreno Valley Housing Authority for the Fiscal Year 2020/21.

2. The amounts of proposed expenditures, which include the uses of fund balance specified in the approved budget, are hereby appropriated for the various budget programs and units for said fiscal year.
3. Within fifteen (15) days after the adoption of this Resolution, the City Clerk shall certify to the adoption hereof and, as so certified, cause a copy to be posted in at least three (3) public places within the City.

BE IT FURTHER RESOLVED that this Resolution shall take effect immediately upon its adoption.

APPROVED AND ADOPTED this 15<sup>th</sup> day of December, 2020.

\_\_\_\_\_  
Mayor of the City of Moreno Valley,  
Acting in the capacity of Chairman of the  
Housing Authority

ATTEST:

\_\_\_\_\_  
City Clerk, acting in the capacity of  
Secretary of the Housing Authority

APPROVED AS TO FORM:

\_\_\_\_\_  
City Attorney, acting in the capacity of  
General Counsel of the Housing Authority

**RESOLUTION JURAT**

STATE OF CALIFORNIA     )  
COUNTY OF RIVERSIDE    ) ss.  
CITY OF MORENO VALLEY )

I, Pat Jacquez-Nares, Secretary of the Housing Authority, Moreno Valley, California do hereby certify that Resolution No. HA 2020-XX was duly and regularly adopted by the Commissioners of the Housing Authority at a regular meeting held on the, 15<sup>th</sup> day of December, 2020 by the following vote:

AYES:

NOES:

ABSENT:

ABSTAIN:

(Commissioners, Vice Chairperson and Chairperson)

---

SECRETARY

(SEAL)

RESOLUTION NO. SA 2020-XX  
A RESOLUTION OF THE SUCCESSOR AGENCY TO THE  
COMMUNITY REDEVELOPMENT AGENCY OF THE CITY  
OF MORENO VALLEY, CALIFORNIA, ADOPTING THE  
REVISED OPERATING AND CAPITAL BUDGETS FOR  
FISCAL YEAR 2020/21

WHEREAS, the Mayor and City Council of the City of Moreno Valley as Successor Agency to the Community Redevelopment Agency of the City of Moreno Valley approved the Operating and Capital Budgets for the City for Fiscal Year 2020/21, a copy of which, as may have been amended by the Successor Agency to the Community Redevelopment Agency of the City of Moreno Valley, is on file in the Office of the City Clerk and is available for public inspection; and

WHEREAS, the Mayor and City Council of the City of Moreno Valley as Successor Agency to the Community Redevelopment Agency of the City of Moreno Valley approves amendments to the budgets throughout the fiscal year and such prior amendments are reflected within the current amended budget and further ratified as part of the adoption of the quarterly budget amendments; and

WHEREAS, the City Manager has heretofore submitted to the Mayor and City Council of the City Moreno Valley as Successor Agency to the Community Redevelopment Agency of the City of Moreno Valley proposed amendments to the Operating and Capital Budgets for the Agency for Fiscal Year 2020/21, a copy of which, as may have been amended by the Successor Agency to the Community Redevelopment Agency of the City of Moreno Valley, is on file in the Office of the City Clerk and is available for public inspection; and

WHEREAS, the said proposed amendments to the Operating and Capital Budgets contain estimates of the services, activities and projects comprising the budget, and contain expenditure requirements and the resources available to the Successor Agency; and

WHEREAS, the said proposed amendments to the Operating and Capital Budgets contain the estimates of uses of fund balance as required to stabilize the delivery of Successor Agency to the Community Redevelopment Agency of the City of Moreno Valley services during periods of operational deficits; and

WHEREAS, the Mayor and City Council have made such revisions to the proposed amended Operating and Capital Budgets as so desired; and

WHEREAS, the amended Operating and Capital Budgets, as herein approved, will enable the Successor Agency to the Community Redevelopment Agency of the City of Moreno Valley to make adequate financial plans and will ensure that City officers can administer their respective functions in accordance with such plans.

NOW, THEREFORE, THE CITY COUNCIL OF THE CITY OF MORENO VALLEY, CALIFORNIA, DOES HEREBY RESOLVE AS FOLLOWS:

1. The proposed amendments to the Operating and Capital Budgets, as Exhibit A to this Resolution and as on file in the Office of the City Clerk, and as may have been amended by the Successor Agency to the Community Redevelopment Agency of the City of Moreno Valley, is hereby approved and adopted as the annual Operating and Capital Budgets of the Moreno Valley Successor Agency to the Community Redevelopment Agency of the City of Moreno Valley for Fiscal Year 2020/21.
2. The amounts of proposed expenditures, which include the uses of fund balance specified in the approved budget, are hereby appropriated for the various budget programs and units for said fiscal year.
3. Within fifteen (15) days after the adoption of this Resolution, the City Clerk shall certify to the adoption hereof and, as so certified, cause a copy to be posted in at least three (3) public places within the City.

BE IT FURTHER RESOLVED that this Resolution shall take effect immediately upon its adoption.

APPROVED AND ADOPTED this 15<sup>th</sup> day of December, 2020.

\_\_\_\_\_  
Mayor of the City of Moreno Valley

ATTEST:

\_\_\_\_\_  
City Clerk

APPROVED AS TO FORM:

\_\_\_\_\_  
City Attorney



**RESOLUTION JURAT**

STATE OF CALIFORNIA     )  
COUNTY OF RIVERSIDE    ) ss.  
CITY OF MORENO VALLEY )

I, Pat Jacquez-Nares, City Clerk of the City of Moreno Valley, California do hereby certify that Resolution No. SA 2020-XX was duly and regularly adopted by the City Council of the City of Moreno Valley at a regular meeting held on the 15<sup>th</sup> day of December, 2020, by the following vote:

AYES:

NOES:

ABSENT:

ABSTAIN:

(Council Members, Mayor Pro Tem and Mayor)

---

SECRETARY

(SEAL)

**CITY OF MORENO VALLEY  
GENERAL FUND  
FY 2020/21 Proposed Amendments**

Department	Fund	Account Description	General Ledger Account	Project	Fiscal Year 2020/21 Amended Budget	Proposed Amendment	Revised Budget	Description - Proposed Adjustment
Financial & Management Services	1010	Sales Tax - General	1010-99-99-91010-402000		\$ 17,148,010	\$ 104,016	\$ 17,252,026	Revenue projection based on HdL.
Financial & Management Services	1010	Transfers in - from ZONE "E" EXT LDSC FUND	1010-99-99-91010-805013		-	29,958	29,958	Transfer for Council approved levy.
<b>REVENUE TOTAL</b>					<b>\$ 17,148,010</b>	<b>\$ 133,974</b>	<b>\$ 17,281,984</b>	
Community Development	1010	Computer Hardware - Non-Cap <\$5k - New	1010-20-27-20211-631010		\$ -	\$ 50,000	\$ 50,000	Budgeting for expected expenses.
Financial & Management Services	1010	Transfers to - OTHER GRANTS FUND	1010-99-99-91010-902300		-	30,000	30,000	Transfer to support the Senior Eats program.
Financial & Management Services	1010	Transfers to LMD 2014-02	1010-99-99-91010-905014		210,000	(8,682)	201,318	Adjustment to be consistent with Engineer's report as approved by Council.
Financial & Management Services	1010	Vacancy Factor	1010-99-99-91010-680414		512,946	(672,600)	(159,654)	Personnel savings from position changes approved with this staff report.
Financial & Management Services	1010	Professional Svcs - Other	1010-99-99-91010-620299		-	500,000	500,000	Additional street cleanups.
Financial & Management Services	1010	Salaries-Overtime	1010-16-16-16210-611210		-	5,000	5,000	Based on actual trends.
Financial & Management Services	1010	Communications	1010-20-26-20110-620410		15,020	8,900	23,920	Radios for Public Safety Enterprise Communication.
<b>EXPENSES TOTAL</b>					<b>\$ 737,966</b>	<b>\$ (87,382)</b>	<b>\$ 650,584</b>	

**CITY OF MORENO VALLEY  
NON-GENERAL FUND  
FY 2020/21 Proposed Amendments**

Department	Fund	Account Description	General Ledger Account	Project	Fiscal Year 2020/21 Amended Budget	Proposed Amendment	Revised Budget	Description - Proposed Adjustment
Financial & Management Services	2512	Fed Grant-Operating Revenue	2512-99-99-92512-485000		\$ 3,148,650	\$ 146,975	\$ 3,295,625	Budgeting for expected revenue.
Financial & Management Services	2300	Transfers in - from GENERAL FUND	2300-99-99-92300-801010		-	30,000	30,000	Transfer to support the Senior Eats program.
Financial & Management Services	2300	Fed Grant-Operating Revenue	2300-50-92-75016-485000		59,783	750,000	809,783	Transfer to support the Senior Eats program.
Financial & Management Services	2300	State Grant-Operating Revenue	2300-50-92-75016-486000		19,928	220,000	239,928	Transfer to support the Senior Eats program.
Financial & Management Services	2300	Other Grant-Operating Revenue	2300-30-21-72507-489000		-	25,000	25,000	Grant - Financial Wellness Program.
Financial & Management Services	5014	Transfers in - from GENERAL FUND	5014-99-99-95014-801010		210,000	(8,682)	201,318	Adjustment to be consistent with Engineer's report as approved by Council.
Financial & Management Services	5012	Parcel Fees	5012-30-79-25703-500800		959,500	2,859	962,359	Adjust revenue to match applied fixed charges.
Financial & Management Services	5110	Special Taxes	5110-30-79-25703-404000		423,600	5,853	429,453	Adjust revenue to match applied fixed charges.
Financial & Management Services	5111	Parcel Fees	5111-30-79-25704-500800		1,186,000	(146,180)	1,039,820	Adjust revenue to match applied fixed charges.
Financial & Management Services	5112	Parcel Fees	5112-30-79-25719-500800		123,200	12,559	135,759	Adjust revenue to match applied fixed charges.
Financial & Management Services	5114	Parcel Fees	5114-30-79-25720-500800		64,300	(728)	63,572	Adjust revenue to match applied fixed charges.
Financial & Management Services	5014	Parcel Fees	5014-30-79-25721-500800		2,022,866	12,065	2,034,931	Adjust revenue to match applied fixed charges.
Financial & Management Services	2050	Special Taxes	2050-30-79-25722-404000		239,000	(47,170)	191,830	Adjust revenue to match applied fixed charges.
Financial & Management Services	4106	Transfers In - From SUCCESSOR AGENCY ADMIN FUND	4106-99-99-94106-804800		1,202,696	(1,202,696)	-	Adjustment in ROPS funding.
Financial & Management Services	5112	Transfers in - from CFD No. 2014-01	5112-99-99-95112-802050		1,990	2,840	4,830	Based on actual levies.
Parks & Community Services	5011	Rental Income	5011-50-58-35320-463000		-	41,805	41,805	Budgeting for expected revenue.
Parks & Community Services	2905	Transfers in - from PCS CAPITAL PROJ (PARK IMPRVMTS)	2905-99-95-92905-803015		-	8,938	8,938	Project 807 0026 50 57-3015 is completed and transferring in to Fund 2905.
Parks & Community Services	2905	Transfers in - from PCS CAPITAL PROJ (PARK IMPRVMTS)	2905-99-95-92905-803015		-	35,597	35,597	Project 807 0048-3015 is completed and transferring in balance to Fund 2905.
Parks & Community Services	2019	Transfers in - from PCS CAPITAL PROJ (QUIMBY)	2019-99-99-92019-803016		-	8,939	8,939	Project 807 0026-3016 is completed and transferring in balance to Fund 2919.
Parks & Community Services	2019	Transfers in - from PCS CAPITAL PROJ (QUIMBY)	2019-99-99-92019-803016		-	(7,089)	(7,089)	Project 807 0026-3016 is completed and transferring in balance to Fund 2919.
Financial & Management Services	6060	Transfers in - within cat ELECTRIC FUND	6060-99-99-96060-826010		-	634,000	634,000	2019 Lease Revenue Bonds.
Financial & Management Services	2008	Transfers in - from ZONE "E" EXT LDSC FUND	2008-99-99-92008-805013		-	60,440	60,440	Transfer for Council approved levy.
Financial & Management Services	5113	Transfers in - from ZONE "E" EXT LDSC FUND	5113-99-99-95113-805013		-	63,382	63,382	Transfer for Council approved levy.
Parks & Community Services	5011	P & R Advertising Sales	5011-50-58-35311-507320		-	7,500	7,500	MVU annual sponsorships to Parks & Community Services approved for 20-21.
Parks & Community Services	5011	P & R Advertising Sales	5011-50-58-35310-507320		-	4,200	4,200	MVU annual sponsorships to Parks & Community Services approved for 20-21.
Parks & Community Services	5011	Donations	5011-50-58-35312-580200		15,000	5,900	20,900	MVU annual sponsorships to Parks & Community Services approved for 20-21.
Parks & Community Services	5011	Donations	5011-50-58-35317-580200		-	1,300	1,300	MVU annual sponsorships to Parks & Community Services approved for 20-21.
Parks & Community Services	5011	Donations	5011-50-58-35318-580200		-	6,100	6,100	MVU annual sponsorships to Parks & Community Services approved for 20-21.

Department	Fund	Account Description	General Ledger Account	Project	Fiscal Year 2020/21 Amended Budget	Proposed Amendment	Revised Budget	Description - Proposed Adjustment
Parks & Community Services	5011	P & R Advertising Sales	5011-50-58-35311-507320		-	7,500	7,500	Economic Development annual sponsorships to Parks & Community Services approved for 20-21.
Public Works	2909	Transfers in - from FACILITY CONST FUND	2909-99-95-92909-803000		-	426,474	426,474	Project complete and transferring balance to Fund 2909.
Public Works	2902	Transfers in - from DIF TRAFFIC SIGNAL CAPITAL PRO	2902-99-95-92902-803302		-	190,468	190,468	Project complete and transferring balance to Fund 2902.
Public Works	2901	Dev Impact Fee: Comm-Regional	2901-99-95-92901-506040		-	24,402	24,402	Revised DIF revenue budgets based on historical trends.
Public Works	2902	Dev Impact Fee: Res-Single	2902-99-95-92902-506010		3,400	67,745	71,145	Revised DIF revenue budgets based on historical trends.
Public Works	2902	Dev Impact Fee: Comm-Regional	2902-99-95-92902-506040		-	16,581	16,581	Revised DIF revenue budgets based on historical trends.
Public Works	2911	Dev Impact Fee: Res-Single	2911-99-95-92911-506010		18,800	46,393	65,193	Revised DIF revenue budgets based on historical trends.
Public Works	2911	Dev Impact Fee: Res-Multiple	2911-99-95-92911-506020		1,800	8,020	9,820	Revised DIF revenue budgets based on historical trends.
Public Works	2911	Dev Impact Fee: Comm-Regional	2911-99-95-92911-506040		-	15,190	15,190	Revised DIF revenue budgets based on historical trends.
Public Works	2911	Dev Impact Fee: Indust-General	2911-99-95-92911-506060		-	27,220	27,220	Revised DIF revenue budgets based on historical trends.
<b>REVENUE TOTAL</b>					<b>\$ 9,700,513</b>	<b>\$ 1,503,700</b>	<b>\$ 11,204,213</b>	

Financial & Management Services	5014	Maint & Repair - Bldg & Ground	5014-30-79-79006-620910	SD LMD-Zone 01	\$ 166,000	\$ 18,000	\$ 184,000	Section change with net effect of zero.
Financial & Management Services	5014	Maint & Repair - Bldg & Ground	5014-30-79-79006-620910	SD LMD-Zone 02	166,000	95,850	261,850	Section change with net effect of zero.
Financial & Management Services	5014	Maint & Repair - Bldg & Ground	5014-30-79-79006-620910	SD LMD-Zone 03	166,000	52,150	218,150	Section change with net effect of zero.
Financial & Management Services	5014	CIP Other	5014-30-79-80006-720199		223,991	(166,000)	57,991	Section change with net effect of zero.
Financial & Management Services	5111	Maint & Repair - Bldg & Ground	5111-30-79-79006-620910		213,000	213,000	426,000	Section change with net effect of zero.
Financial & Management Services	5111	CIP Other	5111-30-79-80006-720199		84,440	(213,000)	(128,560)	Section change with net effect of zero.
Financial & Management Services	5112	Maint & Repair - Bldg & Ground	5112-30-79-79006-620910		133,000	133,000	266,000	Section change with net effect of zero.
Financial & Management Services	5112	CIP Other	5112-30-79-80006-720199		90,255	(133,000)	(42,745)	Section change with net effect of zero.
Financial & Management Services	4851	Expenditure Close to Bal	4851-99-99-94851-679010		-	(763,000)	(763,000)	Based on established debt service schedule.
Financial & Management Services	4852	Interest Expense	4852-99-99-94852-670410		1,506,930	(167,030)	1,339,900	Based on established debt service schedule.
Financial & Management Services	2512	CIP Other	2512-70-40-80003-720199		(96,975)	146,975	50,000	Budgeting for expected expenses, off-set by revenue.
Financial & Management Services	2300	Oper Mtrls - Other	2300-50-92-75016-630399		79,711	1,000,000	1,079,711	Transfer to support the Senior Eats program.
Financial & Management Services	2300	Professional Svcs - Other	2300-30-21-72507-620299		-	12,000	12,000	Grant - Financial Wellness Program.
Financial & Management Services	2300	Oper Suppl - Office	2300-30-21-72507-630210		-	500	500	Grant - Financial Wellness Program.
Financial & Management Services	2300	Oper Mtrls - Program Awards	2300-30-21-72507-630344		-	8,500	8,500	Grant - Financial Wellness Program.
Financial & Management Services	2300	Training & Travel	2300-30-21-72507-620510		-	4,000	4,000	Grant - Financial Wellness Program.
Financial & Management Services	5013	Transfers to GENERAL FUND	5013-99-99-95013-901010		-	29,958	29,958	Transfer for Council approved levy.
Financial & Management Services	5013	Transfers to STORM WATER MANAGEMENT	5013-99-99-95013-902008		-	60,440	60,440	Transfer for Council approved levy.

Department	Fund	Account Description	General Ledger Account	Project	Fiscal Year 2020/21 Amended Budget	Proposed Amendment	Revised Budget	Description - Proposed Adjustment
Financial & Management Services	5013	Transfers to CFD#1	5013-99-99-95013-905113		-	63,382	63,382	Transfer for Council approved levy.
Financial & Management Services	4800	Transfers to 2007 TOWNGATE SPCL TAX	4800-99-99-94800-904106		1,202,696	(1,202,696)	0	Adjustment in ROPS funding.
Financial & Management Services	2050	Transfers to ZONE "M" MEDIAN FUND	2050-99-99-92050-905112		1,990	2,840	4,830	Based on actuals.
Financial & Management Services	5111	Maint & Repair - Improvements	5111-30-79-25704-620920		1,000	1,500	2,500	Anticipated maintenance expense.
Financial & Management Services	5111	Maint & Repair - Bldg & Ground	5111-30-79-25704-620910		486,500	15,400	501,900	Tree maintenance services.
Financial & Management Services	5014	Maint & Repair - Bldg & Ground	5014-30-79-25721-620910	SD LMD-ZONE 02-Operations	1,421,130	6,200	1,427,330	Tree maintenance services.
Financial & Management Services	2050	Maint & Repair - Bldg & Ground	2050-30-79-25722-620910	SD CFD 2014 01-LM01H-Operations	83,240	3,300	86,540	Tree maintenance services.
Financial & Management Services	5013	CIP Other	5013-30-79-80006-720199	806 0001-5013-99	27,952	(27,952)	0	Allocating budget to new sections. Net effect zero.
Financial & Management Services	5014	CIP Other	5014-30-79-80006-720199	806 0001-5014-99	223,991	(223,991)	0	Allocating budget to new sections. Net effect zero.
Financial & Management Services	5111	CIP Other	5111-30-79-80006-720199	806 0001-5111-99	84,440	(84,440)	0	Allocating budget to new sections. Net effect zero.
Financial & Management Services	5112	CIP Other	5112-30-79-80006-720199	806 0001-5112-99	90,255	(90,255)	0	Allocating budget to new sections. Net effect zero.
Financial & Management Services	5013	Maint & Repair - Bldg & Ground	5013-30-79-79006-620910		-	27,952	27,952	Allocating budget to new sections. Net effect zero.
Financial & Management Services	5014	Maint & Repair - Bldg & Ground	5014-30-79-79006-620910	SD LMD-ZONE 03-CIP	166,000	223,991	389,991	Allocating budget to new sections. Net effect zero.
Financial & Management Services	5111	Maint & Repair - Bldg & Ground	5111-30-79-79006-620910		213,000	84,440	297,440	Allocating budget to new sections. Net effect zero.
Financial & Management Services	5112	Maint & Repair - Bldg & Ground	5112-30-79-79006-620910		133,000	90,255	223,255	Allocating budget to new sections. Net effect zero.
Financial & Management Services	2011	Salaries-Overtime	2011-16-16-16150-611210		1	25,000	25,001	Based on actual trends.
Financial & Management Services	6010	Transfers to 2019 TAXABLE LEASE REVENUE BOND	6010-99-99-96010-906060		-	634,000	634,000	2019 Lease Revenue Bonds.
Financial & Management Services	6060	Interest Expense	6060-99-99-96060-670410		-	634,000	634,000	2019 Lease Revenue Bonds.
Parks & Community Services	5011	Oper Mtrls - Other	5011-50-58-35311-630399		-	25,000	25,000	MVU annual sponsorships to Parks & Community Services approved for 20-21.
Parks & Community Services	5011	Salaries-Temporary	5011-50-58-35320-611310		-	6,750	6,750	Budgeting for expected expenses, off-set by revenue.
Parks & Community Services	5011	Salaries-Addl - Other	5011-50-58-35320-611699		-	3,780	3,780	Budgeting for expected expenses, off-set by revenue.
Parks & Community Services	5011	Marketing Svcs - Advertising	5011-50-58-35320-620610		-	600	600	Budgeting for expected expenses, off-set by revenue.
Parks & Community Services	5011	Oper Suppl - Office	5011-50-58-35320-630210		-	350	350	Budgeting for expected expenses, off-set by revenue.
Parks & Community Services	5011	Oper Suppl - Printing & Binding	5011-50-58-35320-630214		-	8,500	8,500	Budgeting for expected expenses, off-set by revenue.
Parks & Community Services	5011	Oper Mtrls - Janitorial	5011-50-58-35320-630314		-	1,000	1,000	Budgeting for expected expenses, off-set by revenue.
Parks & Community Services	5011	Oper Mtrls - Furn & Equip	5011-50-58-35320-630330		-	4,825	4,825	Budgeting for expected expenses, off-set by revenue.
Parks & Community Services	5011	Oper Mtrls - Rental Cleaning/Linen/Security	5011-50-58-35320-630360		-	16,000	16,000	Budgeting for expected expenses, off-set by revenue.
Parks & Community Services	3015	Transfers to DIF - PARKLAND FACILITIES	3015-99-99-93015-902905		-	8,938	8,938	Project 807 0026 50 57-3015 is completed and returning balance to original funding source.

Department	Fund	Account Description	General Ledger Account	Project	Fiscal Year 2020/21 Amended Budget	Proposed Amendment	Revised Budget	Description - Proposed Adjustment
Parks & Community Services	3015	Transfers to DIF - PARKLAND FACILITIES	3015-99-99-93015-902905		-	35,597	35,597	Project 807 0048-3015 is completed and returning balance to original funding source.
Parks & Community Services	3016	Transfers to - QUIMBY PARK FEES	3016-99-99-93016-902019		-	8,939	8,939	Project 807 0026-3016 is completed and returning balance to original funding source.
Parks & Community Services	3016	Transfers to - QUIMBY PARK FEES	3016-99-99-93016-902019		-	(7,089)	(7,089)	Project 807 0026-3016 is completed and returning balance to original funding source.
Parks & Community Services	3006	CIP Other	3006-50-57-80007-720199	807 0047-3006-99	127,604	107,983	235,587	Establishing project budget from FY19/20 savings.
Public Works	3000	Transfers to DIF - CITY HALL	3000-99-99-93000-902909		-	426,474	426,474	Project complete and transferring balance to Fund 2909.
Public Works	3302	CIP Other	3302-70-76-80008-720199	808 0015-3302-99	923,009	(121,045)	801,964	Project complete and transferring balance to Fund 2902.
Public Works	3302	CIP Other	3302-70-76-80008-720199	808 0016-3302-99	923,009	(69,423)	853,586	Project complete and transferring balance to Fund 2902.
Public Works	3302	Transfers to DIF - TRAFFIC SIGNALS	3302-99-99-93302-902902		-	190,468	190,468	Project complete and transferring balance to Fund 2902.
Public Works	3008	CIP Other	3008-70-77-80001-720199	801 0088-3008-99	1,010,182	2,912	1,013,094	True-up of project expenses.
Public Works	2000	CIP Other	2000-70-77-80001-720199	801 0085-2000A-99	7,573,649	138,320	7,711,969	Budgeting for expected expenses offset by RMRA revenue.
Public Works	2001	CIP Other	2001-70-77-80004-720199	804 0016-2001-99	354,217	(12,392)	341,825	Project complete and transferring balance to Sunnymead Project under Fund 2001.
Public Works	2001	CIP Other	2001-70-77-80004-720199	804 0014-2001-99	354,217	12,392	366,609	Project complete and transferring balance to Sunnymead Project under Fund 2001.
Public Works	2000	CIP Other	2000-70-77-80001-720199	801 0081-2000A-99	7,573,649	(37,763)	7,535,886	Citywide Pavement Rehabilitation FY18/19 is complete and transferring balance to Citywide Pavement Rehabilitation FY19/20.
Public Works	2000	CIP Other	2000-70-77-80001-720199	801 0085-2000A-99	7,573,649	37,763	7,611,412	Citywide Pavement Rehabilitation FY18/19 is complete and transferring balance to Citywide Pavement Rehabilitation FY19/20.
Public Works	3008	CIP Other	3008-70-77-80001-720199	801 0081-3008-99	1,010,182	(329,336)	680,846	Citywide Pavement Rehabilitation FY18/19 is complete and transferring balance to Citywide Pavement Rehabilitation FY19/20.
Public Works	3008	CIP Other	3008-70-77-80001-720199	801 0085-3008-99	1,010,182	329,336	1,339,518	Citywide Pavement Rehabilitation FY18/19 is complete and transferring balance to Citywide Pavement Rehabilitation FY19/20.
Public Works	3008	CIP Other	3008-70-77-80001-720199	801 0084-3008-99	1,010,182	(116,590)	893,592	Pavement Rehabilitation for Various Streets FY19/20 is complete and transferring balance to Pavement Rehabilitation for Various Streets F2021.
Public Works	3008	CIP Other	3008-70-77-80001-720199	801 0088-3008-99	1,010,182	116,590	1,126,772	Pavement Rehabilitation for Various Streets FY19/20 is complete and transferring balance to Pavement Rehabilitation for Various Streets F2021.
Public Works	6010	Maint & Repair - Streetlights	6010-70-80-45512-620950		87,889	150,000	237,889	Budgeting for streetlight maintenance.
Public Works	6010	Resource Adequacy	6010-70-80-45510-710146		1,227,000	37,800	1,264,800	Budgeting for expected expenses.
<b>EXPENSES TOTAL</b>					<b>\$ 38,636,349</b>	<b>\$ 1,491,948</b>	<b>\$ 40,128,297</b>	

City of Moreno Valley  
 FY 2019/20 - 2020/21  
 City Position Summary

<b>Position Title</b>	<b>FY 2019/20 No.</b>	<b>FY 2020/21 Adj.</b>	<b>FY 2020/21 No.</b>
Accountant I	1	-	1
Accountant II	1	-	1
Accounting Asst	3	-	3
Accounting Technician	1	-	1
Accounts Payable Supervisor	1	-	1
Administrative Asst	8	(1)	7
Administrative Services Dir	-	-	-
After School Prog Coordinator	-	-	-
After School Prog Specialist	-	-	-
After School Prog Supervisor	-	-	-
Animal Care Technician	5	-	5
Animal Care Technician Supervisor	1	-	1
Animal Control Officer	7	-	7
Animal Rescue Coordinator	1	-	1
Animal Services Assistant	4	-	4
Animal Services Dispatcher	1	-	1
Animal Services Division Manager	1	-	1
Animal Services Field Supervisor	1	-	1
Animal Services License Inspector	1	-	1
Animal Svcs Office Supervisor	1	-	1
Applications & DB Admin	1	-	1
Applications Analyst	1	-	1
Assistant City Attorney	1	(1)	-
Assistant City Clerk	-	-	-
Assoc Environmental Engineer	-	-	-
Associate Engineer	4	-	4
Associate Planner	4	-	4
Asst Buyer	2	(2)	-
Asst City Manager	-	-	-
Asst Crossing Guard Spvr	1	-	1
Asst Network Administrator	1	-	1
Assistant City Manager (Development Services)	1	-	1
Asst. Applications Analyst	-	-	-
Assistant City Manager (Administration)/Chief Financial Officer	1	-	1
Banquet Facility Rep	1	-	1
Budget Officer	-	-	-
Building & Neighborhood Services Div Mgr	-	-	-
Building Safety Supervisor	1	-	1
Building Div Mgr / Official	-	-	-
Building Inspector I I	4	-	4
Business License Liaison	1	-	1
Bus. Support & Neigh Prog Admin	-	-	-
Cable TV Producer	2	-	2
Capital Projects Division Manager	1	-	1
Chief Financial Officer/City Treasurer	-	-	-

City of Moreno Valley  
 FY 2019/20 - 2020/21  
 City Position Summary

<b>Position Title</b>	<b>FY 2019/20 No.</b>	<b>FY 2020/21 Adj.</b>	<b>FY 2020/21 No.</b>
Child Care Asst	4	-	4
Child Care Instructor I I	4	-	4
Child Care Program Manager	1	-	1
Child Care Site Supervisor	4	-	4
City Attorney	1	(1)	-
City Clerk	1	-	1
City Manager	1	-	1
Code & Neigh Svcs Division Manager	1	-	1
Code & Neigh Svcs Official	-	-	-
Code Compliance Field Sup.	-	-	-
Code Compliance Officer I/I I	4	-	4
Code Supervisor	-	-	-
Comm & Economic Dev Director	-	-	-
Community Dev Director	1	-	1
Community Enhancement Officer I	1	-	1
Community Enhancement Officer II	1	-	1
Community Services Coordinator	4	-	4
Community Svcs Supervisor	1	-	1
Construction Inspector	2	-	2
Construction Inspector Supervisor	1	-	1
Crossing Guard	35	-	35
Crossing Guard Supervisor	1	-	1
Customer Service Asst	-	-	-
Dep PW Dir /Asst City Engineer	-	-	-
Deputy City Attorney I	1	(1)	-
Deputy City Attorney I I I	-	-	-
Deputy City Clerk	1	-	1
Deputy City Manager	1	-	1
Deputy Finance Director	1	-	1
Dep. Comm & Economic Dev Director	-	-	-
Development Svcs Coordinator	-	-	-
Economic Dev Director	1	-	1
Economic Dev Division Mgr	2	-	2
Electric Utility Chief Engineer	1	-	1
Electric Utility Division Mgr	1	-	1
Electric Utility Program Coord	1	-	1
Emerg Mgmt & Vol Svc Prog Spec	1	-	1
Emerg Mgmt & Vol Svcs Prog Mgr	1	-	1
Engineering Division Manager/Assistant City Engineer	1	-	1
Engineering Technician I I	1	-	1
Enterprise Systems Admin	1	-	1
Environmental Analyst	-	-	-
Equipment Operator	4	-	4
Exec Asst to Mayor / City Council	1	-	1
Exec. Assistant to the City Manager	-	-	-



City of Moreno Valley  
 FY 2019/20 - 2020/21  
 City Position Summary

<b>Position Title</b>	<b>FY 2019/20 No.</b>	<b>FY 2020/21 Adj.</b>	<b>FY 2020/21 No.</b>
Executive Asst I	7	-	7
Executive Asst I I	1	(1)	-
Facilities Maint Mechanic	1	-	1
Facilities Maint Worker	3	-	3
Facilities Maintenance Spvr	-	-	-
Financial Analyst	-	-	-
Financial Operations Div Mgr	1	(1)	-
Financial Resources Div Mgr	1	-	1
Fire Inspector I	-	-	-
Fire Inspector I I	-	-	-
Fire Marshall	-	-	-
Fire Safety Specialist	-	-	-
Fleet Supervisor	-	-	-
Fleet & Facilities Maintenance Supervisor	1	-	1
GIS Administrator	-	1	1
GIS/Applications Analyst	-	1	1
GIS Specialist	1	-	1
GIS Technician	1	(1)	-
Housing Program Coordinator	-	-	-
Housing Program Specialist	-	-	-
Human Resources Analyst	1	-	1
Human Resources Director	-	-	-
Human Resources Division Manager	1	-	1
Human Resources Technician	-	-	-
Info Technology Technician	2	-	2
Landscape Development Coord	-	-	-
Landscape Irrigation Tech	-	-	-
Landscape Svcs Inspector	2	-	2
Landscape Svcs Supervisor	1	-	1
Lead Animal Care Technician	-	-	-
Lead Facilities Maint Worker	1	-	1
Lead Maintenance Worker	4	-	4
Lead Parks Maint Worker	6	-	6
Lead Traffic Sign/Marking Tech	2	-	2
Lead Vehicle / Equip Tech	1	-	1
Legal Secretary	-	-	-
Lib Serv Div Mgr	-	-	-
Librarian	-	-	-
Library Asst	-	-	-
Library Circulation Supervisor	-	-	-
Maint & Operations Div Mgr	1	-	1
Maintenance Worker I	-	-	-
Maintenance Worker II	1	-	1
Maintenance Worker I/II	17	-	17
Management Aide	5	2	7

City of Moreno Valley  
 FY 2019/20 - 2020/21  
 City Position Summary

<b>Position Title</b>	<b>FY 2019/20 No.</b>	<b>FY 2020/21 Adj.</b>	<b>FY 2020/21 No.</b>
Management Analyst	13	1	14
Management Asst	7	-	7
Media & Communications Division Manager	1	-	1
Media & Production Supervisor	-	-	-
Network Administrator	1	-	1
Office Asst	-	-	-
Paralegal	1	-	1
Park Ranger	3	-	3
Parking Control Officer	2	-	2
Parks & Community Services Deputy Director	1	-	1
Parks & Community Services Director	1	-	1
Parks & Community Services Division Manager	-	-	-
Parks Maintenance Division Manager	-	-	-
Parks Maint Supervisor	2	-	2
Parks Maint Worker	12	-	12
Parks Projects Coordinator	1	(1)	-
Payroll Supervisor	1	-	1
Permit Technician	5	-	5
Planning Commissioner	7	-	7
Planning Div Mgr / Official	1	-	1
Principal Accountant	1	-	1
Principal Planner	1	-	1
Public Information/Intergovernmental Relations Officer	1	-	1
Public Safety Contract Administrator	1	-	1
Purch & Facilities Div Mgr	1	-	1
PW Director / City Engineer	1	-	1
Recreation Program Coord	-	-	-
Recreation Program Leader	7	-	7
Recreation Supervisor	-	-	-
Recycling Specialist	1	-	1
Resource Analyst	-	-	-
Risk Division Manager	-	-	-
Security Guard	2	-	2
Spec Dist Budg & Accting Spvr	-	-	-
Spec Districts Div Mgr	1	-	1
Special Districts Prog Mgr	-	-	-
Sr Accountant	3	-	3
Sr Administrative Asst	15	(1)	14
Sr Applications Analyst	1	-	1
Sr Citizens Center Coord	-	-	-
Sr Code Compliance Officer	1	-	1
Sr. Community Enhancement Officer	1	-	1
Sr Construction Inspector	2	-	2
Sr Customer Service Asst	3	(3)	-
Sr Deputy City Clerk	1	-	1

City of Moreno Valley  
 FY 2019/20 - 2020/21  
 City Position Summary

<b>Position Title</b>	<b>FY 2019/20 No.</b>	<b>FY 2020/21 Adj.</b>	<b>FY 2020/21 No.</b>
Sr Electrical Engineer	1	-	1
Sr Engineer, P.E.	5	-	5
Sr Engineering Technician	1	-	1
Sr Equipment Operator	1	-	1
Sr Financial Analyst	-	-	-
Sr GIS Analyst	1	(1)	-
Sr Graphics Designer	1	-	1
Sr Human Resources Analyst	1	-	1
Sr IT Technician	-	-	-
Sr Landscape Svcs Inspector	-	-	-
Sr Management Analyst	3	-	3
Sr Office Asst	2	2	4
Sr Park Ranger	-	-	-
Sr Parking Control Officer	1	-	1
Sr Parks Maint Technician	2	-	2
Sr Payroll Technician	1	-	1
Sr Permit Technician	2	-	2
Sr Planner	1	-	1
Sr Recreation Program Leader	2	-	2
Sr Telecomm Technician	1	-	1
Sr Traffic Engineer	-	-	-
Sr Traffic Signal Technician	1	-	1
Storekeeper	1	(1)	-
Storm Water Prog Mgr	-	-	-
Strategic Initiatives Manager	1	-	1
Street Maintenance Supervisor	2	-	2
Sustainability & Intergovernmental Prog Mgr	-	-	-
Technology Services Div Mgr	-	-	-
Telecomm Engineer / Admin	1	-	1
Telecomm Technician	1	-	1
Traffic Operations Supervisor	1	-	1
Traffic Sign / Marking Tech I	1	-	1
Traffic Sign/Marking Tech I I	2	-	2
Traffic Signal Technician	2	-	2
Trans Div Mgr / City Traf Engr	1	-	1
Treasury Operations Div Mgr	1	-	1
Tree Trimmer	-	-	-
Vehicle / Equipment Technician	3	-	3
<b>Total</b>	<b>362</b>	<b>(9)</b>	<b>353</b>



**MEMORANDUM**

---

To: Mike Lee, City Manager  
From: Marshall Eyerman, Assistant City Manager/Chief Financial Officer  
Brian Mohan, Financial Resources Division Manager  
Date: September 14, 2020  
Subject: Approval of Carryover Appropriations from Fiscal Year 2019/20

---

Council adopted Resolution 2019-27 on May 7, 2019 giving the Chief Financial Officer and City Manager the following authority:

Certain capital projects, programs and commitments have been previously approved by the City Council for appropriation in fiscal year 2018/19 and current adoption of fiscal year 2019/20, the Chief Financial Officer shall be authorized to carryover such appropriation budgets for these items as approved by the City Manager.

For your consideration, the attached carryover exhibits are enclosed for your review. Your signature below will provide the approval to record all requested carryover adjustments.

Mike Lee  
City Manager

Enclosed: Exhibit A - Carryover  
Exhibit B - CIP Carryover

**CITY OF MORENO VALLEY  
GENERAL FUND  
FY 2020/21 Proposed Carryovers**

Department	Fund	Account Description	General Ledger Account	FY 2020/21 Amended Budget	Proposed Carryover	Revised Budget	Description - Proposed Adjustment
Financial & Management Services	1010	Transfers in - from FLEET OPS REPLACEMENT RESERVE	1010-99-99-91010-807430	\$ 906,336	\$ 2,011,085	\$ 2,917,421	Carrying over budget for approved vehicle replacement.
<b>REVENUE TOTAL</b>				<b>\$ 906,336</b>	<b>\$ 2,011,085</b>	<b>\$ 2,917,421</b>	
City Council	1010	Training & Travel	1010-10-01-10010-620510	\$ 1,464	\$ 296	\$ 1,760	For expected training expenses.
City Council	1010	Council - Dist 1 Discretionary	1010-10-01-10011-620111	3,000	1,989	4,989	Council Discretionary.
City Council	1010	Council - Dist 2 Discretionary	1010-10-01-10012-620112	3,000	2,805	5,805	Council Discretionary.
City Council	1010	Council - Dist 2 Discretionary-Carryover	1010-10-01-10012-620117	-	834	834	Expected expense approved in FY19/20.
City Council	1010	Council - Dist 3 Discretionary	1010-10-01-10013-620113	3,000	2,578	5,578	Council Discretionary.
City Council	1010	Council - Dist 4 Discretionary	1010-10-01-10014-620114	3,000	2,733	5,733	Council Discretionary.
City Council	1010	Council - Mayor Discretionary	1010-10-01-10015-620130	6,000	2,575	8,575	Council Discretionary.
Community Development	1010	Nuisance Abatement	1010-20-26-20110-625015	-	50,000	50,000	Nuisance abatements.
Fire	1010	Mach-Equip-Repl - Vehicles	1010-40-45-30110-660322	-	694,833	694,833	Carrying over budget for approved vehicle replacement.
Fire	1010	Mach-Equip-Repl - Other	1010-40-45-30110-660399	-	694,833	694,833	Carrying over budget for approved vehicle replacement.
Public Works	1010	Mach-Equip-Repl - Vehicles	1010-70-78-45370-660322	906,336	621,419	1,527,755	Carrying over budget for approved vehicle replacement.
<b>EXPENSES TOTAL</b>				<b>\$ 925,800</b>	<b>\$ 2,074,895</b>	<b>\$ 3,000,695</b>	

**NON-GENERAL FUND  
FY 2020/21 Proposed Carryovers**

Department	Fund	Account Description	General Ledger Account	FY 2020/21 Amended Budget	Proposed Carryover	Revised Budget	Description - Proposed Adjustment
Community Development	2300	State Grant-Operating Revenue	2300-20-27-72203-486000	\$ -	\$ 625,000	\$ 625,000	Carrying over remaining budget for ongoing project.
Community Development	2300	State Grant-Operating Revenue	2300-20-38-73312-486000	26,000	7,328	33,328	Spay-Neuter program.
Community Development	2300	Other Grant-Operating Revenue	2300-20-38-73313-489000	-	36,709	36,709	For ongoing projects.
Community Development	2715	Fed Grant-Operating Revenue	2715-20-26-72115-485000	-	79,892	79,892	Funded by JAG grant.
Financial & Management Services	2506	Fed Grant-Operating Revenue	2506-99-99-92506-485000	820,692	1,082,680	1,903,372	Revenue from HOME for Courtyards at Cottonwood Project and Administrative agreement.
Financial & Management Services	2507	Fed Grant-Operating Revenue	2507-30-36-72701-485000	-	3,500,000	3,500,000	Revenue from NSP1 for Courtyards at Cottonwood Project.
Financial & Management Services	2512	Fed Grant-Operating Revenue	2512-99-99-92512-485000	2,725,573	727,204	3,452,777	Revenue for CARES Act grants.
Financial & Management Services	2512	Fed Grant-Operating Revenue	2512-99-99-92512-485000	2,725,573	423,077	3,148,650	Revenue for 19/20 carryover projects, CIP grants, Facilities grants.
Financial & Management Services	2514	Fed Grant-Operating Revenue	2514-30-36-72752-485000	-	630,838	630,838	Revenue for CARES Act projects.
Financial & Management Services	4105	Special Taxes	4105-99-99-94105-404000	97,730	14,044	111,774	Carrying over remaining budget for ongoing project.
Economic Development	2300	Other Grant-Operating Revenue	2300-22-25-72202-489000	-	10,738	10,738	Carrying over budget for approved vehicle replacement.
Fire	2503	Fed Grant-Operating Revenue	2503-40-47-74105-485000	-	12,222	12,222	EPMG Grant Revenue.
Fire	2503	Fed Grant-Operating Revenue	2503-40-47-74106-485000	-	30,479	30,479	SHSP Grant Revenue.
Parks & Community Services	2300	Fed Grant-Operating Revenue	2300-50-92-75014-485000	-	12,825	12,825	Support for Edgemont afterschool program via the 21st CCLC funds.
Parks & Community Services	2300	Fed Grant-Operating Revenue	2300-50-92-75016-485000	-	59,783	59,783	Senior Eats program.
Parks & Community Services	2300	State Grant-Operating Revenue	2300-50-92-75016-486000	-	19,928	19,928	Senior Eats program.
Police	2715	Fed Grant-Operating Revenue	2715-99-92-76511-485000	-	21,335	21,335	Coronavirus Emergency Supplemental Funding Grant Revenue.
Public Works	2000	Transfers in - from EQUIP REPLACEMENT (FURN & EQUIP)	2000-99-99-92000-807510	-	9,366	9,366	Move over remaining budget for truck equipment.
<b>REVENUE TOTAL</b>				<b>\$ 6,395,568</b>	<b>\$ 7,303,448</b>	<b>\$ 13,699,016</b>	

**NON-GENERAL FUND  
FY 2020/21 Proposed Carryovers**

Department	Fund	Account Description	General Ledger Account	FY 2020/21 Amended Budget	Proposed Carryover	Revised Budget	Description - Proposed Adjustment
Fire	2503	Software Maint/Support/License	2503-40-47-74105-625010	\$ -	\$ 12,222	\$ 12,222	EPMG Grant Expenditures.
Fire	2503	Salaries-Regular	2503-40-47-74106-611110	-	30,479	30,479	SHSP Grant Revenue.
Police	2715	Oper Suppl - Other	2715-99-92-76511-630299	-	8,520	8,520	Coronavirus Emergency Supplemental Funding Grant Revenue.
Police	2715	Oper Mtrls - Furn & Equip	2715-99-92-76511-630330	-	2,815	2,815	Coronavirus Emergency Supplemental Funding Grant Revenue.
Police	2715	Mach-Equip-New - Furn & Equip	2715-99-92-76511-660310	-	10,000	10,000	Coronavirus Emergency Supplemental Funding Grant Revenue.
Community Development	2018	Contractual Svcs - Other	2018-99-99-92018-625099	-	1,325,405	1,325,405	For ongoing projects.
Community Development	2300	Professional Svcs - Other	2300-20-27-72203-620299	-	625,000	625,000	Carrying over remaining budget for ongoing project.
Community Development	2300	Professional Svcs - Veterinary Svcs	2300-20-38-73312-620250	26,000	7,328	33,328	Spay-Neuter program.
Community Development	2300	Professional Svcs - Veterinary Svcs	2300-20-38-73313-620250	-	16,760	16,760	Public outreach.
Community Development	2300	Maint & Repair - Bldg & Ground	2300-20-38-73313-620910	-	18,973	18,973	For ongoing remodel project.
Community Development	2300	Oper Mtrls - Furn & Equip	2300-20-38-73313-630330	-	976	976	For ongoing remodel project.
Community Development	2715	Salaries-Temporary	2715-20-26-72115-611310	-	79,892	79,892	Funded by JAG grant.
Economic Development	2300	Professional Svcs - Other	2300-22-25-72202-620299	-	10,738	10,738	Carrying over budget for approved vehicle replacement.
Economic Development	2512	Contractual Svcs - Other	2512-22-25-72612-625099	-	340,000	340,000	Carryover of remaining budget for ongoing CARES Act expenses.
Economic Development	2512	Salaries-Regular	2512-22-25-72612-611110	-	85,706	85,706	Carryover of remaining budget for ongoing CARES Act expenses.
Financial & Management Services	2006	Professional Svcs - Legal Svcs	2006-30-79-25701-620230	-	50,000	50,000	Additional expected expenses.
Financial & Management Services	2006	Professional Svcs - Other	2006-30-79-25701-620299	-	93,000	93,000	Additional expected expenses.
Financial & Management Services	2006	Agency Svcs - Cnty	2006-30-79-25701-620320	-	1,000	1,000	Additional expected expenses.
Financial & Management Services	2506	Professional Svcs - Other	2506-30-36-72657-620299	62,069	82,679	144,748	For ongoing Courtyards project.
Financial & Management Services	2506	HOME Programs	2506-30-36-72657-733102	615,519	1,000,000	1,615,519	For ongoing Cottonwood project.
Financial & Management Services	2507	NSP Programs	2507-30-36-72701-733201	-	3,500,000	3,500,000	For ongoing Cottonwood project.
Financial & Management Services	2512	CDBG Public Services	2512-30-36-72611-730102	172,336	25,290	197,626	For ongoing CDBG projects.
Financial & Management Services	2512	Rehabilitation	2512-30-36-72611-730104	50,000	47,787	97,787	For ongoing CDBG projects.
Financial & Management Services	2512	Professional Svcs - Other	2512-30-36-72612-620299	-	150,000	150,000	Carryover of remaining budget for ongoing CARES Act expenses.
Financial & Management Services	2512	CDBG Public Services	2512-30-36-72612-730102	-	32,000	32,000	Carryover of remaining budget for ongoing CARES Act expenses.
Financial & Management Services	2512	Salaries-Regular	2512-30-36-72612-611110	-	89,498	89,498	Carrying over remaining budget for an ongoing project.
Financial & Management Services	2512	Computers - Misc Components	2512-30-39-72612-630910	-	30,000	30,000	Carryover of remaining budget for ongoing CARES Act expenses.
Financial & Management Services	2514	Professional Svcs - Other	2514-30-36-72752-620299	-	61,583	61,583	Carrying over of remaining budget for ongoing CARES Act expenses.
Financial & Management Services	2514	Marketing Svcs - Advertising	2514-30-36-72752-620610	-	1,500	1,500	Carrying over of remaining budget for ongoing CARES Act expenses.
Financial & Management Services	2514	ESG Programs	2514-30-36-72752-733210	-	567,755	567,755	Carrying over of remaining budget for ongoing CARES Act expenses.
Financial & Management Services	4105	Admin Chrg - Special Dist	4105-99-99-94105-692020	28,080	14,044	42,124	Carrying over remaining budget for ongoing project.
Financial & Management Services	5112	Maint & Repair - Bldg & Ground	5112-30-79-25719-620910	-	11,369	11,369	Carrying over remaining budget for ongoing project.
Financial & Management Services	7110	Training & Travel - Citywide	7110-30-22-18120-620520	-	11,000	11,000	For expected training expenses.
Financial & Management Services	7210	Dues & Subscriptions	7210-30-39-25452-625030	-	703,515	703,515	Laser fiche cloud services.
Financial & Management Services	7430	Transfers to GENERAL FUND	7430-99-99-97430-901010	906,336	2,011,085	2,917,421	Carrying over budget for approved vehicle replacement.
Financial & Management Services	8884	Housing Programs	8884-30-36-20601-732101	-	1,202,000	1,202,000	Land dedication to Courtyards at Cottonwood Project.
Parks & Community Services	2300	Contractual Svcs - Other	2300-50-92-75014-625099	32,063	12,825	44,888	Support for Edgemont afterschool program via the 21st CCLC funds.
Parks & Community Services	2300	Oper Mtrls - Other	2300-50-92-75016-630399	-	79,711	79,711	Senior Eats program.
Parks & Community Services	3912	Oper Mtrls - Recreation	3912-50-58-35318-630312	-	6,142	6,142	Park equipment funded by Rock Ridge Park Endowment.
Public Works	2000	Mach-Equip-Repl - Furn & Equip	2000-70-78-45311-660320	-	9,366	9,366	Move over remaining budget for truck equipment.
Public Works	6010	Contractual Svcs - Other	6010-70-80-45510-625099	-	95,675	95,675	Carrying over remaining budget for ongoing MVU projects.
Public Works	6010	Purchased Power	6010-70-80-45510-710110	-	1,000,000	1,000,000	For expected expenses.
Public Works	6010	Emergency Outage Response	6010-70-80-45510-710134	-	49,858	49,858	Streetlight equipment.
Public Works	6010	Renewable Energy	6010-70-80-45510-710148	-	162,799	162,799	Renewable energy.
Public Works	6010	Maint & Repair - Streetlights	6010-70-80-45512-620950	-	87,889	87,889	Continued maintenance of streetlights.
Public Works	6011	Improvements Other than Bldg	6011-70-80-45510-660610	-	376,577	376,577	Continued developer projects.
Public Works	7510	Transfers to GAS TAX FUND	7510-99-97-88120-902000	-	9,366	9,366	Move over remaining budget for truck equipment.
<b>EXPENSES TOTAL</b>				<b>\$ 1,892,403</b>	<b>\$ 14,150,127</b>	<b>\$ 16,042,530</b>	

**CITY OF MORENO VALLEY**  
**General Fund**  
**FY 2020/21 Proposed Capital Improvement Plan (CIP) Carryovers**

Department	Fund	Account Description	General Ledger Account	Project Number	Fiscal Year (FY) 2020/21 Amended Budget	Proposed Carryover	Revised Budget	Project
Police	1010	CIP Other	1010-60-65-80003-720199	803 0047	\$ -	\$ 51,668	\$ 51,668	Public Safety Building Back Parking Lot Improvements
Public Works	1010	CIP Other	1010-70-77-80001-720199	801 0037 70 77	-	5,187	5,187	Public Works HLFV Interchanges
Public Works	1010	CIP Other	1010-70-76-80008-720199	808 0019	-	691	691	Road Safety Audit on Ironwood Avenue
<b>EXPENSE TOTAL</b>					<b>\$ -</b>	<b>\$ 57,546</b>	<b>\$ 57,546</b>	

**CITY OF MORENO VALLEY**  
**Non-General Fund**  
**FY 2020/21 Proposed Capital Improvement Plan (CIP) Carryovers**

Department	Fund	Account Description	General Ledger Account	Project Number	Fiscal Year (FY) 20/21 Amended Budget	Proposed Carryover	Revised Budget	Project
Non-Department	2301	Fed Reimb-Capital	2301-99-99-92301-482020	801 0021 70 77	\$ 7,393,000	\$ 16,800,000	\$ 24,193,000	SR-60/Moreno Beach IC Phase 2
Non-Department	2301	Fed Reimb-Capital	2301-99-99-92301-482020	801 0063	7,393,000	121,579	7,514,579	Cycle 1 ATP Citywide SRTS Pedestrian Facility Improvements
Non-Department	2301	Fed Reimb-Capital	2301-99-99-92301-482020	801 0073	7,393,000	1,132,457	8,525,457	Juan Bautista de Anza Multi-Use Trail - ATP 2
Non-Department	2301	State Grant-Capital Revenue	2301-99-99-92301-486010	801 0077	-	2,571,509	2,571,509	Juan Bautista de Anza Multi-Use Trail - ATP 3
Non-Department	2301	Fed Reimb-Capital	2301-99-99-92301-482020	801 0086	7,393,000	982,419	8,375,419	Juan Bautista de Anza Multi-Use Trail - ATP 4
Non-Department	2301	Fed Reimb-Capital	2301-99-99-92301-482020	802 0006	7,393,000	1,043,958	8,436,958	Bridge Preventative Maintenance Program - Implementation Phase
Non-Department	2301	Fed Reimb-Capital	2301-99-99-92301-482020	804 0008	7,393,000	105,000	7,498,000	Sunnymead Master Drainage Plan - Storm Drain Lines F and F-7
Non-Department	2301	Fed Reimb-Capital	2301-99-99-92301-482020	808 0018	7,393,000	3,579,982	10,972,982	Advanced Dilemma Zone Detection at Certain Intersections
Non-Department	2301	Fed Reimb-Capital	2301-99-99-92301-482020	808 0019	7,393,000	294,328	7,687,328	Road Safety Audit on Ironwood Avenue
Non-Department	2301	Fed Reimb-Capital	2301-99-99-92301-482020	808 0020	7,393,000	118,048	7,511,048	Road Safety Audit on Kitching Street
Non-Department	2301	Fed Reimb-Capital	2301-99-99-92301-482020	808 0026	7,393,000	429,310	7,822,310	South Lasselle Street Safety Corridor
Non-Department	2301	Fed Reimb-Capital	2301-99-99-92301-482020	808 0027	7,393,000	702,255	8,095,255	Guardrail Upgrades
Non-Department	2301	Fed Reimb-Capital	2301-99-99-92301-482020	808 0028	7,393,000	218,832	7,611,832	Upgrade Existing Marked Crosswalks on Arterials
Non-Department	2301	State Grant-Capital Revenue	2301-99-99-92301-486010	810 0015	-	99,232	99,232	Dracaea Avenue Neighborhood Greenway Corridor Study
Non-Department	2800	County Article 3	2800-99-99-92800-487100	801 0076	-	520,000	520,000	Heacock St Pedestrian and Bicycle Enhancements/ Gregory Lane
Non-Department	2800	County Article 3	2800-99-99-92800-487100	808 0017	-	199,094	199,094	Heacock St Pedestrian and Bicycle Enhancements/ Gregory Lane
Non-Department	3002	Reimbursement Agreement	3002-99-99-93002-500600	804 0014	-	474,386	474,386	Sunnymead - Flaming Arrow Drive Storm Drain
Non-Department	3003	Reimbursements - Other Govts	3003-99-99-93003-483010	801 0010 70 77	5,000,000	893,905	5,893,905	Heacock St. South Extension
Non-Department	3003	Reimbursements - Other Govts	3003-99-99-93003-483010	801 0021 70 77	5,000,000	2,028,428	7,028,428	SR-60/Moreno Beach IC Phase 2
Non-Department	3003	Reimbursements - Other Govts	3003-99-99-93003-483010	801 0021 70 77	5,000,000	198,206	5,198,206	SR-60/Moreno Beach IC Phase 2
Parks & Community Services	2300	Other Grant-Operating Revenue	2300-50-57-80007-489000	807 0049	-	25,000	25,000	Demonstration Garden
<b>REVENUE TOTAL</b>					<b>\$ 103,716,000</b>	<b>\$ 32,537,928</b>	<b>\$ 136,253,928</b>	

**Non-General Fund  
FY 2020/21 Proposed Capital Improvement Plan (CIP) Carryovers**

Department	Fund	Account Description	General Ledger Account	Project Number	Fiscal Year (FY) 20/21 Amended Budget	Proposed Carryover	Revised Budget	Project
Financial & Management Services	3000	CIP Other	3000-30-56-80003-720199	803 0045	\$ -	\$ 800,028	\$ 800,028	Moreno Valley Library at Iris Plaza
Financial & Management Services	5013	CIP Other	5013-30-79-80006-720199	806 0001	-	27,952	27,952	Landscape Maintenance Districts Capital Improvement Renovation
Financial & Management Services	5014	CIP Other	5014-30-79-80006-720199	806 0001	-	223,991	223,991	Landscape Maintenance Districts Capital Improvement Renovation
Financial & Management Services	5111	CIP Other	5111-30-79-80006-720199	806 0001	-	84,440	84,440	Landscape Maintenance Districts Capital Improvement Renovation
Financial & Management Services	5112	CIP Other	5112-30-79-80006-720199	806 0001	-	90,255	90,255	Landscape Maintenance Districts Capital Improvement Renovation
Financial & Management Services	7220	CIP Other	7220-30-39-80003-720199	803 0011 30 39	-	19,735	19,735	Box Springs Communications Site
Financial & Management Services	7220	CIP Other	7220-30-39-80009-720199	809 0001 30 39	-	298,355	298,355	Citywide Fiber Optic Comm Exp
Financial & Management Services	7220	CIP Other	7220-30-39-80010-720199	810 0001 30 39	-	36,804	36,804	Citywide Camera Surveillance System
Parks & Community Services	2300	CIP Other	2300-50-57-80007-720199	807 0049	-	25,000	25,000	Demonstration Garden
Parks & Community Services	3000	CIP Other	3000-50-57-80003-720199	803 0037	-	5,596,854	5,596,854	Civic Center Amphitheater and Park
Parks & Community Services	3006	CIP Other	3006-50-57-80007-720199	807 0047	-	127,604	127,604	Moreno Valley Community Park Soccer Field Improvements
Parks & Community Services	3015	CIP Other	3015-50-57-80007-720199	807 0031 50 57	30,000	165,618	195,618	Rancho Verde Park
Parks & Community Services	3015	CIP Other	3015-50-57-80007-720199	807 0039	30,000	46,717	76,717	Hidden Springs Park II
Parks & Community Services	3015	CIP Other	3015-50-57-80007-720199	807 0043	30,000	24,745	54,745	Cottonwood Recreation Center Exterior Landscaping
Parks & Community Services	3015	CIP Other	3015-50-57-80007-720199	807 0049	30,000	175,266	205,266	Demonstration Garden
Parks & Community Services	3016	CIP Other	3016-50-57-80007-720199	807 0004 50 57	375,000	59,437	434,437	Replacement Playground Equipment
Parks & Community Services	3016	CIP Other	3016-50-57-80007-720199	807 0005 50 57	375,000	214,201	589,201	Annual ADA Park Improvements
Parks & Community Services	3016	CIP Other	3016-50-57-80007-720199	807 0043	375,000	50,375	425,375	Cottonwood Recreation Center Exterior Landscaping
Parks & Community Services	3016	CIP Other	3016-50-57-80007-720199	807 0045	375,000	162,490	537,490	Cottonwood Golf Center Irrigation Improvements
Parks & Community Services	3016	CIP Other	3016-50-57-80003-720199	803 0027	130,000	100,000	230,000	March Community Center Renovation
Parks & Community Services	3016	CIP Other	3016-50-57-80003-720199	803 0030	130,000	110,925	240,925	Park Restroom Renovations at Various Sites
Parks & Community Services	3016	CIP Other	3016-50-57-80003-720199	803 0031	130,000	16,668	146,668	Towngate Community Center Renovation
Parks & Community Services	3016	CIP Other	3016-50-57-80003-720199	803 0034	130,000	53,667	183,667	Replace Flooring at Various Community Services Facilities
Parks & Community Services	3016	CIP Other	3016-50-57-80001-720199	801 0073	-	5,553	5,553	Juan Bautista de Anza Multi-Use Trail - ATP 2
Parks & Community Services	3016	CIP Other	3016-50-57-80003-720199	803 0044	130,000	249,582	379,582	Electronic Marquee Sign
Parks & Community Services	5113	CIP Other	5113-50-57-80007-720199	807 0051	92,000	24,718	116,718	Celebration Park Splash Pad UV Purification System
Parks & Community Services	5113	CIP Other	5113-50-57-80007-720199	807 0052	92,000	4,510	96,510	Drinking Fountain Replacements at Various Parks
Parks & Community Services	5113	CIP Other	5113-50-57-80007-720199	807 0053	92,000	50,000	142,000	LED Lighting Upgrades at Various Parks
Parks & Community Services	5113	CIP Other	5113-50-57-80003-720199	803 0031	-	60,000	60,000	Towngate Community Center Renovation
Public Works	2000	CIP Other	2000-70-77-80001-720199	801 0008 70 77	3,492,736	564,600	4,057,336	Annual ADA Compliant Access Upgrades
Public Works	2000	CIP Other	2000-70-76-80001-720199	801 0015 70 76	50,000	150,000	200,000	Residential Traffic Mgmt Prgrm (Speed Humps)
Public Works	2000	CIP Other	2000-70-77-80001-720199	801 0081	3,492,736	46,956	3,539,692	Citywide Pavement Rehabilitation Program FY18/19
Public Works	2000	CIP Other	2000-70-77-80001-720199	801 0085	3,492,736	3,469,357	6,962,093	Citywide Pavement Rehabilitation Program FY19/20
Public Works	2000	CIP Other	2000-70-77-80002-720199	802 0002 70 77	10,000	20,477	30,477	Bridge Inspection Program
Public Works	2000	CIP Other	2000-70-77-80002-720199	802 0006	10,000	135,256	145,256	Bridge Preventative Maintenance Program - Implementation Phase
Public Works	2001	CIP Other	2001-70-77-80001-720199	801 0008 70 77	-	7,963	7,963	Annual ADA Compliant Access Upgrades
Public Works	2001	CIP Other	2001-70-76-80001-720199	801 0015 70 76	-	4,241	4,241	Residential Traffic Mgmt Prgrm (Speed Humps)
Public Works	2001	CIP Other	2001-70-78-80001-720199	801 0017 70 78	-	46,565	46,565	Annual Pavement Maintenance - Crack Seal
Public Works	2001	CIP Other	2001-70-77-80001-720199	801 0052 70 77	-	887	887	SR-60 / World Logistics Center Parkway Interchange
Public Works	2001	CIP Other	2001-70-77-80004-720199	804 0007 70 77	-	43,265	43,265	Moreno MDP Line K-1 Stage 3 K-4
Public Works	2001	CIP Other	2001-70-77-80004-720199	804 0008	-	35,000	35,000	Sunnymead Master Drainage Plan - Storm Drain Lines F and F-7
Public Works	2001	CIP Other	2001-70-77-80004-720199	804 0014	-	123,453	123,453	Sunnymead - Flaming Arrow Drive Storm Drain



**Non-General Fund  
FY 2020/21 Proposed Capital Improvement Plan (CIP) Carryovers**

Department	Fund	Account Description	General Ledger Account	Project Number	Fiscal Year (FY) 20/21 Amended Budget	Proposed Carryover	Revised Budget	Project
Public Works	2001	CIP Other	2001-70-77-80004-720199	804 0015	-	725	725	Sunnymead MDP Line B-16A
Public Works	2001	CIP Other	2001-70-77-80004-720199	804 0016	-	12,392	12,392	Moreno - Alessandro Interim Facility (Discovery Church)
Public Works	2001	CIP Other	2001-70-77-80004-720199	804 0017	-	139,382	139,382	Moreno MDP Line F-18 and F-19
Public Works	2001	CIP Other	2001-70-76-80008-720199	808 0013 70 76	-	159,826	159,826	Traffic Signal Equipment Upgrades
Public Works	2001	CIP Other	2001-70-76-80008-720199	808 0017	-	212,496	212,496	Pedestrian Hybrid Beacon on Cactus Ave at Woodland Park
Public Works	2005	CIP Other	2005-70-76-80008-720199	808 0004 70 76	20,000	97,684	117,684	Traffic Signal Coordination Program
Public Works	2008	CIP Other	2008-70-29-80004-720199	804 0018	80,000	80,000	160,000	Citywide Full Trash Capture Device Installation
Public Works	2301	CIP Other	2301-70-77-80001-720199	801 0021 70 77	7,393,000	16,800,000	24,193,000	SR-60/Moreno Beach IC Phase 2
Public Works	2301	CIP Other	2301-70-77-80001-720199	801 0063	7,393,000	118,768	7,511,768	Cycle 1 ATP Citywide SRTS Pedestrian Facility Improvements
Public Works	2301	CIP Other	2301-70-77-80001-720199	801 0073	7,393,000	1,126,625	8,519,625	Juan Bautista de Anza Multi-Use Trail - ATP 2
Public Works	2301	CIP Other	2301-70-77-80001-720199	801 0077	7,393,000	2,571,257	9,964,257	Juan Bautista de Anza Multi-Use Trail - ATP 3
Public Works	2301	CIP Other	2301-70-77-80001-720199	801 0086	7,393,000	982,419	8,375,419	Juan Bautista de Anza Multi-Use Trail - ATP 4
Public Works	2301	CIP Other	2301-70-77-80002-720199	802 0006	-	1,043,958	1,043,958	Bridge Preventative Maintenance Program - Implementation Phase
Public Works	2301	CIP Other	2301-70-77-80004-720199	804 0008	-	105,000	105,000	Sunnymead Master Drainage Plan - Storm Drain Lines F and F-7
Public Works	2301	CIP Other	2301-70-76-80008-720199	808 0018	-	3,576,409	3,576,409	Advanced Dilemma Zone Detection at Certain Intersections
Public Works	2301	CIP Other	2301-70-76-80008-720199	808 0019	-	294,285	294,285	Road Safety Audit on Ironwood Avenue
Public Works	2301	CIP Other	2301-70-76-80008-720199	808 0020	-	118,035	118,035	Road Safety Audit on Kitching Street
Public Works	2301	CIP Other	2301-70-76-80008-720199	808 0026	-	429,303	429,303	South Lasselle Street Safety Corridor
Public Works	2301	CIP Other	2301-70-76-80008-720199	808 0027	-	702,253	702,253	Guardrail Upgrades
Public Works	2301	CIP Other	2301-70-76-80008-720199	808 0028	-	217,929	217,929	Upgrade Existing Marked Crosswalks on Arterials
Public Works	2301	CIP Other	2301-70-76-80010-720199	810 0015	-	112,090	112,090	Dracaea Avenue Neighborhood Greenway Corridor Study
Public Works	2512	CIP Other	2512-70-40-80003-720199	803 0039	-	100,000	100,000	Main Library ADA Improvements
Public Works	2512	CIP Other	2512-70-77-80004-720199	804 0014	-	250,000	250,000	Sunnymead - Flaming Arrow Drive Storm Drain
Public Works	2800	CIP Other	2800-70-77-80001-720199	801 0076	-	520,000	520,000	Heacock St Pedestrian and Bicycle Enhancements/ Gregory Lane
Public Works	2800	CIP Other	2800-70-76-80008-720199	808 0017	-	199,094	199,094	Pedestrian Hybrid Beacon on Cactus Ave at Woodland Park
Public Works	3000	CIP Other	3000-70-40-80003-720199	803 0042	-	485,431	485,431	Corporate Yard Building/ Fleet Shop Remodel
Public Works	3000	CIP Other	3000-70-29-80003-720199	803 0043	-	189,600	189,600	Corporate Yard Master Plan Improvements
Public Works	3002	CIP Other	3002-70-77-80004-720199	804 0014	-	326,152	326,152	Sunnymead - Flaming Arrow Drive Storm Drain
Public Works	3002	CIP Other	3002-70-77-80004-720199	804 0016	-	342,777	342,777	Moreno - Alessandro Interim Facility (Discovery Church)
Public Works	3003	CIP Other	3003-70-77-80001-720199	801 0010 70 77	5,000,000	893,905	5,893,905	Heacock St. South Extension
Public Works	3003	CIP Other	3003-70-77-80001-720199	801 0021 70 77	5,000,000	2,226,634	7,226,634	SR-60/Moreno Beach IC Phase 2
Public Works	3004	CIP Other	3004-70-76-80001-720199	801 0073	-	4,873	4,873	Juan Bautista de Anza Multi-Use Trail - ATP 2
Public Works	3004	CIP Other	3004-70-76-80008-720199	808 0031	-	74,846	74,846	Transit Signal Priority Integration Phase 1
Public Works	3008	CIP Other	3008-70-77-80001-720199	801 0084	-	120,310	120,310	Pavement Rehabilitation for Various Streets (CDBG FY 19/20)
Public Works	3008	CIP Other	3008-70-77-80001-720199	801 0085	-	393,837	393,837	Citywide Pavement Rehabilitation Program FY19/20
Public Works	3008	CIP Other	3008-70-77-80002-720199	802 0003 70 77	-	4,565	4,565	SR-60/Nason Overcrossing Bridge
Public Works	3301	CIP Other	3301-70-77-80001-720199	801 0076	-	54,531	54,531	Heacock St Pedestrian and Bicycle Enhancements/ Gregory Lane
Public Works	3301	CIP Other	3301-70-77-80002-720199	802 0004	200,000	643,280	843,280	Indian Street/Cardinal Avenue Bridge (Over Lateral A)
Public Works	3302	CIP Other	3302-70-76-80008-720199	808 0015	-	121,045	121,045	ITS Deployment Phase 1B
Public Works	3302	CIP Other	3302-70-76-80008-720199	808 0016	-	69,423	69,423	Dynamic Traveler Alert Message Boards
Public Works	3302	CIP Other	3302-70-76-80008-720199	808 0025	-	472,901	472,901	Moreno Valley Ranch ITS
Public Works	3302	CIP Other	3302-70-76-80008-720199	808 0030	-	259,640	259,640	Pigeon Pass Road ITS

**Non-General Fund  
FY 2020/21 Proposed Capital Improvement Plan (CIP) Carryovers**

Department	Fund	Account Description	General Ledger Account	Project Number	Fiscal Year (FY) 20/21 Amended Budget	Proposed Carryover	Revised Budget	Project
Public Works	3311	CIP Other	3311-70-77-80001-720199	801 0021 70 77	300,000	625,090	925,090	SR-60/Moreno Beach IC Phase 2
Public Works	3311	CIP Other	3311-70-77-80001-720199	801 0052 70 77	300,000	503,300	803,300	SR-60 / World Logistics Center Parkway Interchange
Public Works	3311	CIP Other	3311-70-77-80002-720199	802 0003 70 77	-	30,000	30,000	SR-60/Nason Overcrossing Bridge
Public Works	6011	CIP Other	6011-70-80-80005-720199	805 0044	-	440,980	440,980	Alessandro Crosstown Tie
Public Works	6011	CIP Other	6011-70-80-80005-720199	805 0045	-	1,056,299	1,056,299	Mobile Advanced Metering Infrastructure (AMI) System
Public Works	6011	CIP Other	6011-70-80-80005-720199	805 0046	-	2,498,862	2,498,862	Electrical System Automation
Public Works	6011	CIP Other	6011-70-80-80005-720199	805 0049	-	941,590	941,590	Day Street Line Extension
Public Works	6011	CIP Other	6011-70-80-80005-720199	805 0054	-	1,551,361	1,551,361	City Hall Annex Solar Carports
Public Works	6011	CIP Other	6011-70-80-80005-720199	805 0055	-	545,883	545,883	Eucalyptus Avenue Line Extension
Public Works	6011	CIP Other	6011-70-80-80005-720199	805 0056	-	494,911	494,911	Moreno Beach Bridge Conduit Project
<b>EXPENSE TOTAL</b>					<b>\$ 60,959,208</b>	<b>\$ 58,895,466</b>	<b>\$ 119,854,674</b>	