



FISCAL YEAR 2021/2022
Consolidated Annual Performance Evaluation Report (CAPER)
HUD CDBG, ESG and HOME Grant Programs

City of Moreno Valley
Financial & Management Services Dept.
Financial Operations Division
14177 Frederick St. PO Box 88005
Moreno Valley, CA 92552-0805

Table of Contents

Consolidated Annual Performance and Evaluation Report 2021

| | |
|--|----|
| CR-05 - Goals and Outcomes..... | 3 |
| CR-10 - Racial and Ethnic composition of families assisted | 9 |
| CR-15 - Resources and Investments 91.520(a)..... | 11 |
| CR-20 - Affordable Housing 91.520(b)..... | 18 |
| CR-25 - Homeless and Other Special Needs 91.220(d, e); 91.320(d, e); 91.520(c) | 21 |
| CR-30 - Public Housing 91.220(h); 91.320(j) | 24 |
| CR-35 - Other Actions 91.220(j)-(k); 91.320(i)-(j) | 26 |
| CR-40 - Monitoring 91.220 and 91.230 | 31 |
| CR-45 - CDBG 91.520(c) | 33 |
| CR-50 - HOME 91.520(d)..... | 35 |
| CR-58 – Section 3..... | 37 |
| CR-60 - ESG 91.520(g) (ESG Recipients only) | 38 |
| CR-65 - Persons Assisted..... | 41 |
| CR-70 – ESG 91.520(g) - Assistance Provided and Outcomes..... | 45 |
| CR-75 – Expenditures..... | 46 |

Attachment 1 - HUD ESG CAPER FY 2021, HUD ESG-CV CAPER 2021 Q4, 2022 Q5, 2022 Q6, 2022 Q7

Attachment 2 - Integrated Disbursement & Information System (IDIS) Reports

Attachment 3 - Community Development Block Grant (CDBG) Map

Attachment 4 - Citizen Participation, Proof of Public Notice

CR-05 - Goals and Outcomes

Progress the jurisdiction has made in carrying out its strategic plan and its action plan. 91.520(a)

This could be an overview that includes major initiatives and highlights that were proposed and executed throughout the program year.

The City of Moreno Valley (City) participates as an entitlement agency receiving direct funding from the U.S. Department of Housing and Urban Development (HUD) for the following three (3) federal entitlement programs: Community Development Block Grant (CDBG) Program, Home Investment Partnerships (HOME) Program, Emergency Solutions Grants (ESG) Program. The City also participates in two (2) CARES Act programs: Community Development Block Grant – Coronavirus (CDBG-CV) Program, Emergency Solutions Grants -Coronavirus (ESG-CV) Program. During 2021/22, Moreno Valley was committed to maximizing existing resources and opportunities to achieve a better quality of life for its low-to-moderate income residents. The Coronavirus had a significant negative impact on the goal outcomes for 2021/22 as many program activities continued to be affected by the pandemic restrictions that continued through June 30, 2022.

At the end of the fourth year of the 2018-23 Consolidated Plan the City was successful in accomplishing the following:

Achieve Fair Housing for All: 5-Yr Goals: Provide fair housing and landlord/tenant services to 23,500 households on their rights and responsibilities. Annual Goals: Assist 4,100 households. Actual 2021/22: The City assisted 4,141 households.

Address Homelessness: 5-YR Goal: To assist 800 homeless persons and persons threatened with homelessness. Annual Goal: 60 homeless persons benefited with Street Outreach. Actual 2021/22: The City provided homelessness prevention to 0 persons and street outreach to 18 persons. Overall Goal: CDBG-CV: 104 persons benefited with rental and utility assistance payments. Actual: CDBG-CV through 2021/22: 37 persons assisted (35.5% completed)- The U.S. Department of Treasury Emergency Rental Assistance Program (ERAP) funds continued to be prioritized over this activity during FY 2021/22. The MoVal Rental Rescue Subsistence Program began in July 2021 and the City anticipates greater reporting accomplishments in the 2022/23 CAPER. Overall Goal ESG-CV: 688 persons assisted with Homelessness Prevention, 58 beds for Emergency Shelter, 56 Households assisted for Tenant Based Rental Assistance/Rapid Rehousing and 358 for Street Outreach (Other). Actual: ESG-CV through 2021/22: The City assisted 815 persons assisted (127% completed) with Homelessness Prevention, 51 beds for Emergency Shelter (87% completed), 51 persons assisted for Tenant Based Rental Assistance/Rapid Rehousing (91.1% completed) and 17 persons for Street Outreach (6.3% completed).

Improve the condition of existing housing stock: 5-YR Goals: Rehabilitate 16 rental units; rehabilitate 90 homeowner housing. Annual Goals: Rehabilitate 41 homeowner housing units, construct 9 new affordable rental units; Other activities for Neighborhood Cleanup 35,575 persons. Actual 2021/22: The City rehabilitated 43 homeowner housing including 8 homes with energy efficiency solar systems

Improve the well-being of persons: 5-YR Goal: Assist 290,000 persons. Annual Goal: Benefit 23,488 persons. Actual 2021/22: In FY 2021, the City

aided 47,991 individuals through public services. Overall Goal: CDBG-CV: Goal of 12,613 persons assisted. Actual CDBG-CV through 2021/22: The City also administered CDBG-CV programs that benefited 13,312 individuals (89% completed).

Promote Economic Development Activities: 5-YR Goals: To create or retain 100 low-to moderate income jobs and assist 390 businesses. Annual Goals: There were no goals created for 2021/22. Annual Goal CDBG-CV: Goal of 0 businesses assisted. Actual CDBG-CV 2021/22: 0 businesses were assisted through small business grants.

Public Facilities and Infrastructures: 5-YR Goals: To assist 55,000 persons through public facility/improvement projects. Annual Goals: benefit 6,800 persons. Actual 2021/2022: Facilities and Infrastructure improvements completed in 2021/22 benefited cumulatively 20,155 persons.

Comparison of the proposed versus actual outcomes for each outcome measure submitted with the consolidated plan and explain, if applicable, why progress was not made toward meeting goals and objectives. 91.520(g)

Categories, priority levels, funding sources and amounts, outcomes/objectives, goal outcome indicators, units of measure, targets, actual outcomes/outputs, and percentage completed for each of the grantee’s program year goals.

| Goal | Category | Source / Amount | Indicator | Unit of Measure | Expected – Strategic Plan | Actual – Strategic Plan | Percent Complete | Expected – Program Year | Actual – Program Year | Percent Complete |
|------------------------------|-----------------------------------|-----------------|--|---------------------|---------------------------|-------------------------|------------------|-------------------------|-----------------------|------------------|
| Achieve Fair Housing for All | Non-Housing Community Development | CDBG: \$ | Public service activities other than Low/Moderate Income Housing Benefit | Persons Assisted | 23500 | 19614 | 83.46% | 4100 | 4141 | 101.00% |
| Address Homelessness | Homeless | ESG: \$ | Tenant-based rental assistance / Rapid Rehousing | Households Assisted | 800 | 0 | 0.00% | | | |
| Address Homelessness | Homeless | ESG: \$ | Homelessness Prevention | Persons Assisted | 800 | 66 | 8.25% | | | |
| Address Homelessness | Homeless | ESG: \$ | Other | Other | 1600 | 42 | 2.63% | 50 | 18 | 36.00% |

| | | | | | | | | | | |
|---|--|---------------------|--|------------------------|--------|--------|---------|-------|-------|---------|
| Improve the condition of existing housing stock | Housing | CDBG: \$ / HOME: \$ | Public service activities other than Low/Moderate Income Housing Benefit | Persons Assisted | 0 | 0 | | 0 | 0 | |
| Improve the condition of existing housing stock | Housing | CDBG: \$ / HOME: \$ | Rental units rehabilitated | Household Housing Unit | 16 | 4 | 25.00% | | | |
| Improve the condition of existing housing stock | Housing | CDBG: \$ / HOME: \$ | Homeowner Housing Added | Household Housing Unit | 0 | 0 | | 9 | 0 | |
| Improve the condition of existing housing stock | Housing | CDBG: \$ / HOME: \$ | Homeowner Housing Rehabilitated | Household Housing Unit | 90 | 137 | 152.22% | 41 | 43 | 104.88% |
| Improve the well-being of persons | Non-Housing Community Development | CDBG: \$ | Public service activities other than Low/Moderate Income Housing Benefit | Persons Assisted | 290000 | 393324 | 135.63% | 23488 | 47991 | 204.32% |
| Improve the well-being of persons | Non-Housing Community Development | CDBG: \$ | Homeless Person Overnight Shelter | Persons Assisted | 0 | 59 | | 0 | 0 | |
| Promote Economic Development Activities | Non-Housing Community Development and City | CDBG: \$ | Jobs created/retained | Jobs | 100 | 50 | 50.00% | | | |

| | | | | | | | | | | |
|---|---|----------|---|---------------------|-------|--------|-----------|------|-------|---------|
| | Economic Development | | | | | | | | | |
| Promote Economic Development Activities | Non-Housing Community Development and City Economic Development | CDBG: \$ | Businesses assisted | Businesses Assisted | 390 | 426 | 109.23% | | | |
| Public Facilities and Infrastructure | Non-Housing Community Development | CDBG: \$ | Public Facility or Infrastructure Activities other than Low/Moderate Income Housing Benefit | Persons Assisted | 55000 | 578458 | 1,051.74% | 6800 | 20155 | 296.40% |

Table 1 - Accomplishments – Program Year & Strategic Plan to Date

Assess how the jurisdiction’s use of funds, particularly CDBG, addresses the priorities and specific objectives identified in the plan, giving special attention to the highest priority activities identified.

This City’s achievements are commendable considering the difficulties in communications, accessibility to eligible persons and staffing resulting from the Coronavirus Pandemic and the Shelter-In-Place order that continued through most of FY 2021. The federal and California eviction moratoriums during 2021-22 further reduced the completion of ESG and ESG-CV homeless prevention and rapid rehousing goals. ESG homeless prevention and rapid rehousing efforts in 2021-22 were further impaired by the U.S Treasury Department Emergency Rental Assistance (ERA) Program funding received by the City in 2021-22 that had less restrictive qualifications for rental assistance compared to ESG and ESG-CV. Although the ERA program successfully provided housing stability to hundreds of Moreno Valley residents, it also reduced the number of vacant units available for re-housing efforts under ESG.

Achieve Fair Housing for All: The City provided 4,141 households with fair housing/landlord tenant services and anti-discrimination services accomplishing the annual goal for FY 2021. The City continues to provide services to low-and-moderate income individuals to meet the 5-year

goal.

Address Homelessness: The City provided street outreach to 18 individuals with the 2021 ESG entitlement funding. Efforts to reach the homeless in FY 2021 were hampered by the fears of the Coronavirus and lack of volunteers to serve this community.

Additionally, through the ESG-CV funding, the City assisted 387 persons with Homelessness Prevention, 4 persons for Street Outreach, 18 beds for Emergency Shelter and 51 persons for Rapid Re-housing. Furthermore, through the 2019 CDBG-CV funding, the City administered CDBG-CV programs in 2021 that benefited 37 individuals to prevent, prepare for and respond to coronavirus relating to Homelessness prevention.

Improve the condition of existing housing stock: The City's goal is to complete 90 homeowner rehabilitation projects during the five-year period of the 2018-23 ConPlan, or 18 units per program year. During 2021: The City provided 8 homes with energy efficiency solar systems and 1 home's exterior was repaired, The City also provided 5 units of the construction of an 80- unit affordable apartment project name Courtyard at Cottonwood partially funded with HOME funds. Habitat for Humanity's Single Family and Mobile Home repair programs that began in FY 2019 is complete with the rehabilitation of 22 single family and 12 mobile homes. The City continues to work with its non-profit partners to equal or exceed housing rehabilitation accomplishments for low-income households in the City.

Improve the well-being of persons: The City's annual goal is to assist 58,000 persons through public service assistance. In 2021, the City aided 47,991 individuals through public services with the 2021 CDGBG entitlement funding. Individuals were served primarily through the MoVal Problem Oriented Policing (POP) program that focuses on reducing crime in the HUD low-mod census tracks in the city, as well as through senior services, employment resources, and youth services.

Additionally, through the 2019 CDBG-CV funding, the City administered CDBG-CV programs in 2021 that benefited 1,975 individuals to prevent, prepare for and respond to coronavirus. The City continues to work with its non-profit partners to equal or exceed public service accomplishments for low-to- moderate income persons in the City.

Continuation Promote Economic Development Activities, etc., ESG-CV Funds

Promote Economic Development Activities: The City continues to seek opportunities to provide assistance to meet the Economic Development

5-year goal. In FY 2021, no applications for this goal were received.

Public Facilities and Infrastructures: ADA improvements completed in 2021 benefited cumulatively 20,155 persons in HUD low-mod census tracts within the City. The City continues to target public works projects such as pavement rehabilitation and ADA improvements in low-mod census tract areas of the City.

ESG-CV Funds and Funds Recapture

Like many other cities in California trying to execute their ESG-CV HP programs, the City has not accomplished significant expenditures with ESG-CV. The City programmed a substantial portion of the funding to Homeless Prevention (HP) (\$1.3 million, or 62%, of the City's \$2.1 million in ESG-CV funds) in an effort to assist Low-Mod families who were impacted by the Coronavirus pandemic to receive rental assistance to avoid homelessness. These HP programs have been hampered initially by the Federal Eviction moratorium that extended through July 31, 2021 and further prolonged by the overlapping California eviction moratorium extended through September 30, 2021. The eviction moratoriums prevented many HP program applicants from meeting the "At-Risk" of homeless criteria for ESG-CV as landlords have been prevented from issuing eviction notices. To exacerbate the situation, the two rounds of Emergency Rental Assistance (ERA1 and ERA2) funding to the City by the US Treasury Department in 2021 allowed for a much less restrictive criteria for qualification (i.e. no eviction notice requirement) for applicants and a more extensive package of financial assistance to households who were behind in their rent due to the pandemic. As such, many of those low-mod households in the City who might typically apply for ESG-CV HP assistance instead applied for the local ERA programs for assistance. As a result of these hinderances, the City was not able to meet the ESG-CV 50% expenditure mark by the June 16, 2022 deadline and HUD recaptured \$532,787.04 of ESG-CV funds on July 6, 2022. The City is in the process of preparing a Substantial Amendment to the CARES Act Amendment to its 2019/20 Annual Action Plan to reflect the reduced ESG-CV funding.

CR-10 - Racial and Ethnic composition of families assisted

Describe the families assisted (including the racial and ethnic status of families assisted).

91.520(a)

| | CDBG | HOME | ESG |
|---|--------------|-----------|------------|
| White | 5,793 | 23 | 91 |
| Black or African American | 2,763 | 11 | 218 |
| Asian | 259 | 1 | 1 |
| American Indian or American Native | 45 | 1 | 1 |
| Native Hawaiian or Other Pacific Islander | 37 | 0 | 0 |
| Total | 8,897 | 36 | 311 |
| Hispanic | 4,238 | 13 | 225 |
| Not Hispanic | 4,659 | 23 | 76 |

Table 2 – Table of assistance to racial and ethnic populations by source of funds

Narrative

Funding Sources CDBG, CDBG-CV

Other ethnicities not listed in detail on the above table are:

- Asian & White: 3 of which 0 are Hispanic
- Black/African American & White: 8 of which 5 are Hispanic
- American Indian/Alaskan Native & Black: 1 of which 1 is Hispanic
- Other Multi Racial: 1,004 of which 164 are Hispanic

These additional counts total to 1,016. With the 8,897 listed above, the overall total of assisted persons is 9,913, of which 4,408 are Hispanic

Funding Source HOME

Other ethnicities not listed in detail on the above table are:

- Asian & White: 1 of which 0 are Hispanic
- Black/African American & White: 1 of which 0 are Hispanic
- Other Multi Racial: 1 of which 0 are Hispanic

These additional counts total to 3. With the 36 listed above, the overall total of assisted persons is 39, of

which 13 are Hispanic.

Funding Sources ESG, ESG-CV

Other ethnicities not listed in detail on the above table are:

- Other Multi Racial: 2

There are 175 persons identified in the ESG and ESG-CV SAGE Reports where data was not collected. The overall total of assisted persons for ESG, ESG-CV collectively is 478 persons

CR-15 - Resources and Investments 91.520(a)

Identify the resources made available

| Source of Funds | Source | Resources Made Available | Amount Expended During Program Year |
|-----------------|------------------|--------------------------|-------------------------------------|
| CDBG | public - federal | 2,570,825 | 1,851,913 |
| HOME | public - federal | 2,296,754 | 50,399 |
| ESG | public - federal | 173,604 | 85,999 |

Table 3 - Resources Made Available

Narrative

Entitlement Funding

In FY 2021, the Community Development Block Grant (CDBG) program provided entitlement funding of \$2,570,825, including \$525,000 from prior years, for housing and community development activities that met the national objective of benefit to low and moderate-income households. The HOME Investment Partnerships Program (HOME) provided entitlement funding of \$2,296,754, including \$1,627,000 from prior years, for housing related activities such as affordable rental housing, home ownership through acquisition, construction, reconstruction, and/or rehabilitation of affordable housing. The City provided \$173,604 in Emergency Solutions Grants Program (ESG) entitlement funds to assist, protect, and improve living conditions for the homeless.

CARES Act Funding

The CARES Act Amendment to the Fiscal Year 2019/20 Annual Action Plan allocated the City's entitlement formula allocation of CDBG-CV and ESG-CV funding to eligible projects. The CDBG-CV funds of \$2,293,351 were allocated to prevent, prepare for, and respond to the coronavirus among the residents and businesses in the City. The ESG-CV funds of \$2,373,991 were allocated to support additional homeless assistance and homelessness prevention activities to mitigate the impacts of COVID-19. During FY 2021, the City was not able to meet the ESG-CV 50% expenditure mark by the June 16, 2022 deadline and HUD recaptured \$532,787 of ESG-CV funds on July 6, 2022. This reduced the original ESG-CV award from \$2,373,991 to \$1,841,204. The City is in the process of preparing a Substantial Amendment to the CARES Act Amendment to its 2019/20 Annual Action Plan to reflect the reduced ESG-CV funding.

Source of Funds: CDBG-CV

Source: public - federal

Resources Made Available: \$2,293,351

Amount Expended through Program Year to date: \$1,809,984

Source of Funds: ESG-CV

Source: public - federal

Resources Made Available: \$1,841,204

Amount Expended through Program Year to date: \$975,820

Identify the geographic distribution and location of investments

| Target Area | Planned Percentage of Allocation | Actual Percentage of Allocation | Narrative Description |
|---------------------|---|--|------------------------------|
| CDBG TARGET AREA(S) | 40 | 83 | See Below |
| City-wide | 60 | 17 | See Below |

Table 4 – Identify the geographic distribution and location of investments

Narrative

Moreno Valley continued to have HUD low-and-moderate income census tracts or CDBG Target Areas represented by within the City that contain at least 51% of residents who qualify as low and moderate income. In FY 2021 there were thirty-two (32) CDBG Target Areas located within four Moreno Valley Council Districts. These areas encompass neighborhoods mostly in the central and western portions of the City. In general, CDBG Target Areas typically include older sections of the City where much of the building stock and infrastructure is deteriorated or fails to meet current standards. Its structures are in need of various levels of rehabilitation with some structures in need of extensive reconstruction. The areas tend to lack adequate drainage systems, water lines, street lighting, and infrastructure. City-Wide benefit is primarily public services programs to all eligible low and moderate persons in the City.

Historically, the City's goal has been to physically locate as many of the CDBG and HOME projects to within the established CDBG Target Areas as possible. During the fiscal year, the City's projects and activities undertaken by CDBG and HOME have benefitted the CDBG Target Areas in one or both of the following manners: either by being physically located within a qualified census tract(s) or providing a service to low-to-moderate income persons residing within those tracts.

During FY 2021, over 75% of the non-administration CDBG funds were allocated for public works projects, primarily pavement rehabilitation benefiting HUD low-mod census tracts Target Areas in the City. Unfortunately, as a result of the Coronavirus pandemic, this activity has been slowed. However, the City expects the FY 2021 projects will be completed in FY 2022.

Leveraging

Explain how federal funds leveraged additional resources (private, state and local funds), including a description of how matching requirements were satisfied, as well as how any publicly owned land or property located within the jurisdiction that were used to address the needs identified in the plan.

The City continually makes its best effort to leverage the Federal funding it receives through the use of other local and State funding in order to support its projects. The City was able to leverage its homeless and housing programs with programs offered with the County of Riverside such as: Riverside County Emergency Solutions Grants (ESG); the County's Section 8 Housing Choice Voucher program ; Homebuyer Assistance Housing for Persons with AIDS (HOPWA); and Mortgage Credit Certificate (MCC) Program. The City also received County transportation and capital improvement funding through the Department of Justice and leverages those grant monies with CDBG in order to achieve 5-year Consolidated Planning goals listed under its Public Facilities and Infrastructures Goal. The State of California also offered leveraging opportunities via the Low-income Housing Tax Credit (LIHTC); the Multi-Family Housing Program (MHP); the California Housing Finance Agency (CalHFA) Multi-Family Programs; and the CalHome Program. Additionally, Moreno Valley was able to coordinate and/or partner with over 16 Non-Profit Organizations to help facilitate the various social services and housing activities included in Moreno Valley's Consolidated Plan.

In addition, the City staff look for every opportunity to leverage funds with additional funding, volunteer labor, and other community resources. With respect to public services and projects funded with CDBG funds, the City requires all subrecipients to identify other resources they will utilize during the program year to operate and implement CDBG supported activities. It is the City's intent to ensure adequate nonfederal and private funds are available, thus minimizing the dependence on federal funds and helping to ensure the viability and continuity of the proposed activity. To best leverage the City's available resources, the City will continue to look for opportunities to layer private and nonfederal resources with federal resources and to require that CDBG subrecipients demonstrate sufficient committed non CDBG funding so that projects and services will have the best results for the community and the low and very low-income residents they are intended to serve.

Federal HOME funds are leveraged with a minimum 12.5% match by the City and HOME subgrantees in the form of cash and like kind goods and services.

The Emergency Solutions Grants (ESG) Program leverages funds through match. The Subrecipient must make matching contributions to supplement the Subrecipients ESG program in an amount that equals the amount of ESG funds provided by the Grantee. In other words, for

every dollar provided through the ESG program, the Subrecipient must contribute a dollar from another source to eligible ESG activities within the same funded programs.

Matching contributions may be obtained from any source, including any Federal source other than the ESG program, as well as state, local, and private sources. Additional requirements apply to matching contributions from a federal source of funds as follows: the recipient must ensure the laws governing any funds to be used as matching contributions do not prohibit those funds from being used to match Emergency Solutions Grant funds. If ESG funds are used to satisfy the matching requirements of another federal program, then funding from that program may not be used to satisfy the matching requirements under this section. Matching funds must be provided after the date HUD signs the grant agreement.

Emergency Solutions Grants Program as funded by the CARES Act (ESG-CV) funds are exempt from the ESG-CV match requirements.

| Fiscal Year Summary – HOME Match | |
|--|--------|
| 1. Excess match from prior Federal fiscal year | 50,769 |
| 2. Match contributed during current Federal fiscal year | 3,595 |
| 3. Total match available for current Federal fiscal year (Line 1 plus Line 2) | 54,364 |
| 4. Match liability for current Federal fiscal year | 52,783 |
| 5. Excess match carried over to next Federal fiscal year (Line 3 minus Line 4) | 1,581 |

Table 5 – Fiscal Year Summary - HOME Match Report

| Match Contribution for the Federal Fiscal Year | | | | | | | | |
|--|----------------------|----------------------------|-------------------------------|------------------------------|-------------------------|---|----------------|-------------|
| Project No. or Other ID | Date of Contribution | Cash (non-Federal sources) | Foregone Taxes, Fees, Charges | Appraised Land/Real Property | Required Infrastructure | Site Preparation, Construction Materials, Donated labor | Bond Financing | Total Match |
| 1011 Habitat for Humanity - Mobile HOME Repairs Program 2019 | 10/01/2020 | 0 | 0 | 0 | 0 | 691 | 0 | 691 |
| 1012 Habitat for Humanity - Critical HOME Repairs Program 2019 | 10/01/2020 | 0 | 0 | 0 | 0 | 2,904 | 0 | 2,904 |

Table 6 – Match Contribution for the Federal Fiscal Year

HOME MBE/WBE report

| Program Income – Enter the program amounts for the reporting period | | | | |
|---|---|---|--------------------------------|--|
| Balance on hand at begin-ning of reporting period \$ | Amount received during reporting period \$ | Total amount expended during reporting period \$ | Amount expended for TBRA \$ | Balance on hand at end of reporting period \$ |
| 0 | 218,147 | 0 | 0 | 218,147 |

Table 7 – Program Income

| Minority Business Enterprises and Women Business Enterprises – Indicate the number and dollar value of contracts for HOME projects completed during the reporting period | | | | | | |
|---|-----------|-----------------------------------|---------------------------|--------------------|----------|--------------------|
| | Total | Minority Business Enterprises | | | | White Non-Hispanic |
| | | Alaskan Native or American Indian | Asian or Pacific Islander | Black Non-Hispanic | Hispanic | |
| Contracts | | | | | | |
| Dollar Amount | 108,500 | 0 | 0 | 0 | 22,637 | 85,863 |
| Number | 11 | 0 | 0 | 0 | 4 | 7 |
| Sub-Contracts | | | | | | |
| Number | 10 | 0 | 1 | 0 | 0 | 9 |
| Dollar Amount | 1,274,332 | 0 | 24,598 | 0 | 0 | 1,249,734 |
| | Total | Women Business Enterprises | Male | | | |
| Contracts | | | | | | |
| Dollar Amount | 108,500 | 0 | 108,500 | | | |
| Number | 11 | 0 | 11 | | | |
| Sub-Contracts | | | | | | |
| Number | 0 | 0 | 0 | | | |
| Dollar Amount | 0 | 0 | 0 | | | |

Table 8 - Minority Business and Women Business Enterprises

| Minority Owners of Rental Property – Indicate the number of HOME assisted rental property owners and the total amount of HOME funds in these rental properties assisted | | | | | | |
|--|-------|-----------------------------------|---------------------------|--------------------|----------|--------------------|
| | Total | Minority Property Owners | | | | White Non-Hispanic |
| | | Alaskan Native or American Indian | Asian or Pacific Islander | Black Non-Hispanic | Hispanic | |
| Number | 0 | 0 | 0 | 0 | 0 | 0 |
| Dollar Amount | 0 | 0 | 0 | 0 | 0 | 0 |

Table 9 – Minority Owners of Rental Property

| Relocation and Real Property Acquisition – Indicate the number of persons displaced, the cost of relocation payments, the number of parcels acquired, and the cost of acquisition | | | | | | |
|--|-------|-----------------------------------|---------------------------|--------------------|----------|--------------------|
| Parcels Acquired | | 0 | | 0 | | |
| Businesses Displaced | | 0 | | 0 | | |
| Nonprofit Organizations Displaced | | 0 | | 0 | | |
| Households Temporarily Relocated, not Displaced | | 0 | | 0 | | |
| Households Displaced | Total | Minority Property Enterprises | | | | White Non-Hispanic |
| | | Alaskan Native or American Indian | Asian or Pacific Islander | Black Non-Hispanic | Hispanic | |
| Number | 0 | 0 | 0 | 0 | 0 | 0 |
| Cost | 0 | 0 | 0 | 0 | 0 | 0 |

Table 10 – Relocation and Real Property Acquisition

CR-20 - Affordable Housing 91.520(b)

Evaluation of the jurisdiction's progress in providing affordable housing, including the number and types of families served, the number of extremely low-income, low-income, moderate-income, and middle-income persons served.

| | One-Year Goal | Actual |
|--|---------------|----------|
| Number of Homeless households to be provided affordable housing units | 0 | 0 |
| Number of Non-Homeless households to be provided affordable housing units | 0 | 5 |
| Number of Special-Needs households to be provided affordable housing units | 0 | 0 |
| Total | 0 | 5 |

Table 11 – Number of Households

| | One-Year Goal | Actual |
|--|---------------|-----------|
| Number of households supported through Rental Assistance | 0 | 37 |
| Number of households supported through The Production of New Units | 9 | 5 |
| Number of households supported through Rehab of Existing Units | 41 | 43 |
| Number of households supported through Acquisition of Existing Units | 0 | 0 |
| Total | 50 | 85 |

Table 12 – Number of Households Supported

Discuss the difference between goals and outcomes and problems encountered in meeting these goals.

The City utilized CDBG and HOME funds to improve the existing housing stock so that it provides decent, safe, and sanitary housing. The 2021 goal was to rehabilitate 15 homeowner housing. Much of the progress toward this goal was hampered by business shutdowns and other restrictions as a result of the Coronavirus pandemic that began in March 2020 and continued through most of 2021.

Discuss how these outcomes will impact future annual action plans.

For future action plans the City will continue to reevaluate community needs, worst case housing needs, progress of existing projects and the ability to complete future projects as the Coronavirus pandemic restrictions continue to linger in FY 2021. Results of the evaluation will be considered as the City defines its annual goals and determines the types of projects it takes on.

Include the number of extremely low-income, low-income, and moderate-income persons served by each activity where information on income by family size is required to determine the eligibility of the activity.

| Number of Households Served | CDBG Actual | HOME Actual |
|------------------------------------|--------------------|--------------------|
| Extremely Low-income | 3,330 | 20 |
| Low-income | 3,635 | 19 |
| Moderate-income | 1,240 | 0 |
| Total | 8,205 | 39 |

Table 13 – Number of Households Served

Narrative Information

During 2021, the City of Moreno Valley served the following households through CDBG activity:

Owner Households: 8 households were assisted with solar energy improvements including 1 Low-Income and 7 Moderate-Income households.

The remainder for the CDBG activity provided public services and public works projects throughout the City benefiting households with incomes ranging from extremely low to moderate income.

The Courtyard at Cottonwood was completed in FY 2021 and provided 5 affordable rental units. Through the CDBG-CV activity, the City was able to provide 37 households with rental assistance.

The City of Moreno Valley defines “Affordable Housing” or “Low-income residential housing” or “residential affordable units” as follows:

(1) for rental housing, the units shall be made available, rented and restricted to “lower income households” determined and published annually by HUD: Extremely Low (30%), Very Low (50%) and Low (80%). Current information can be found on both the City website and on the HUD website at www.huduser.org/portal/datasets/il.html at an “affordable rent” (as defined in 24 CFR 92.252). Affordable units that are rental housing shall be made available, rented, and restricted to lower income households at an affordable rent for a period of at least fifty-five (55) years after the issuance of a certificate of occupancy for new residential development; and

(2) for for-sale housing, the units shall be sold to “persons or families of low or moderate income” (determined and published annually by HUD: Extremely Low (30%), Very Low (50%) and Low (80%).

Current information can be found on both the City website and on the HUD website at www.huduser.org/portal/datasets/il.html) at a purchase price that will not cause the purchaser's monthly housing cost to exceed "affordable housing cost" (as defined in 24 CFR 92.254). Affordable units that are for-sale housing units shall be restricted to ownership by persons and families of low or moderate income for at least forty-five (45) years after the issuance of a certificate of occupancy for the new residential development.

CR-25 - Homeless and Other Special Needs 91.220(d, e); 91.320(d, e); 91.520(c)

Evaluate the jurisdiction's progress in meeting its specific objectives for reducing and ending homelessness through:

Reaching out to homeless persons (especially unsheltered persons) and assessing their individual needs

On February 23, 2022, the Riverside County Continuum of Care (CoC) conducted the 2022 "Point-in-Time Count" (PIT) of homeless persons residing in the County. Moreno Valley had 77 unsheltered homeless persons residing within its City limits. In line with the HUD requirements, the City has developed a comprehensive Homeless Strategy that involved reaching out to homeless persons, assessing and addressing their individual emergency/ housing needs. To reach the individuals, the City extends both CDBG, ESG and ESG-CV funding to a variety of public service subrecipients who in turn provide the direct services including street outreach, case management, housing search assistance, emergency housing/motel vouchers, food, and counseling. These social service programs are often the primary source for referrals and assistance to homeless persons, and primary contact for unsheltered individuals. Historically, City has provided ESG and ESG-CV funding for street outreach activity to:

- United States Veterans Initiative
- The Salvation Army

The County of Riverside CoC has implemented and developed a Coordinated Entry System (CES) to link homeless families and individuals with the appropriate assistance they need to end homelessness. A CES Advisory Team, with the assistance of outreach workers, housing navigators, housing case managers, and others, formed to develop written standards, policies, and guidelines for the CES. The Advisory Team is made up of representatives from providers of permanent supportive housing, rapid re-housing, emergency shelter, and transitional housing (TH). The CES covers a large geographic area, is easily accessed by individuals and families seeking housing or services, is well advertised, and includes a comprehensive and standardized assessment tool. The Riverside University Health System's Behavioral Health (formerly the County of Riverside Department of Mental Health) is the lead agency responsible for implementing the County's Coordinated Entry System. The County of Riverside CoC plans to capitalize on the CES to strengthen service coordination and delivery for its target population including single adults, families, youth and veterans experiencing homelessness.

Addressing the emergency shelter and transitional housing needs of homeless persons

Addressing the housing needs of the homeless is the primary objective of ESG funding. ESG funding will be allocated to address the emergency shelter and housing needs of homeless persons located in Moreno Valley and will provide for a much needed injection of funding. The ESG program was used to assist, protect, and improve living conditions for the homeless and provides for the following eligible activities:

- engage homeless individuals and families living on the street;
- improve the number and quality of emergency shelters for homeless individuals and families;
- help operate these shelters;
- provide essential services to shelter residents,
- rapidly re-house homeless individuals and families, and
- prevent families/individuals from becoming homeless

The City has historically engaged and provided ESG funding to non-profit subrecipients, including those previously mentioned, experienced with providing the services listed above. With the City's ESG-CV funding, additional resources were provided to the following subrecipients:

- United States Veterans Initiative
- The Salvation Army

Helping low-income individuals and families avoid becoming homeless, especially extremely low-income individuals and families and those who are: likely to become homeless after being discharged from publicly funded institutions and systems of care (such as health care facilities, mental health facilities, foster care and other youth facilities, and corrections programs and institutions); and, receiving assistance from public or private agencies that address housing, health, social services, employment, education, or youth needs

The County of Riverside CoC collaborates with various key organizations and agencies to establish county-wide protocols and procedures intended to prevent people from being discharged from public and private institutions (programs) into homelessness. Agencies included are Housing, Homelessness Prevention and Workforce Solutions (HHPWS), County Department of Behavioral Health, Hospital Association of Southern California (coordinator of Riverside county hospitals), Riverside County Sheriff's Dept., Riverside County Veterans' Services, administrators of the Community Connect of Riverside County 2-1-1 telephone referral program. Once the City makes ESG services available it will contact Community Connect and other partners to formally register its programs and ensure that the public are referred to the City ESG services if needed.

Helping homeless persons (especially chronically homeless individuals and families, families with children, veterans and their families, and unaccompanied youth) make the transition to permanent housing and independent living, including shortening the period of time that individuals and families experience homelessness, facilitating access for homeless individuals and families to affordable housing units, and preventing individuals and families who were recently homeless from becoming homeless again

The County of Riverside, along with Continuum of Care partners, including the City of Moreno Valley, continued to assist the homeless population, primarily veterans and the chronically homeless to attain housing through collaboration and communication with its CoC partners. The program features

coordinated entry system, a software that stores and displays housing information including vacancies, client personal information, and tracks their individual needs. The City also focused on preventing homelessness and repeat episodes of homelessness through its partnership with its local nonprofit agencies to provide assistance or locate assistance for the family or individuals including:

- United States Veterans Initiative • The Salvation Army
- Lutheran Social Services of Southern California

CR-30 - Public Housing 91.220(h); 91.320(j)

Actions taken to address the needs of public housing

The City of Moreno Valley is not a public housing agency. The Housing Authority of the County of Riverside (HACR) no longer operates a public housing program, and all 469 units were converted over to Project Based Voucher units with ownership transferred to Riverside Community Housing Corp.

The HACR assists lower-income households with rental assistance to provide an opportunity to live in affordable, decent, safe, and sanitary housing. All Voucher recipients are below 50% of the area median income with a majority of recipients below 30% of area median income. Based on the large numbers of families waiting for assistance, the City continued to support the HACR goal to: expand the supply of assisted housing by applying for additional rental vouchers via annual competitions for the U.S. Department of Housing and Urban Development (HUD) affordable housing funding available to Public Housing Authorities; improve the quality of assisted housing; leverage private or other public funds to create additional housing opportunities; and expand and promote self-- sufficiency programs. The City actively pursued opportunities for local affordable housing projects as described within this report as well as non-housing public service programs to contribute to the overall affordable housing needs of the community and ease the financial burden of its struggling, low- income, residents. The City reviews proposed development sites, the comprehensive plan, and any proposed demolition or disposition of public housing developments.

Actions taken to encourage public housing residents to become more involved in management and participate in homeownership

The HACR encourages public housing residents to become more involved in management and to participate in homeownership opportunities through the following programs:

The County of Riverside Family Self Sufficiency (FSS) Program was established to assist Section 8 residents and enable families to gain economic independence from all governmental assistance. Supportive services offered to participating families include:

- Financial assistance for higher education
- Credit repair/home ownership
- Self-esteem
- Resume writing
- Parenting: family communication
- Stress management

Other Benefits Includes:

- Revolving Loan Fund
- Scholarship Fund
- Referrals to various community services

- Access to various job listings
- Access to job fairs and other community activities.

Actions taken to provide assistance to troubled PHAs

HACR has been recognized by HUD as a High performer through the Section Eight Management Assessment Program (SEMAP). The most recent SEMAP score issued by HUD to the HACR was for FY 2019. In FY 2019, the HACR received an overall performance rating of High by earning a total of 140 points out of 145 possible points. As such the score of 140 out of 145 has been carried forward for FY 2020/2021.

CR-35 - Other Actions 91.220(j)-(k); 91.320(i)-(j)

Actions taken to remove or ameliorate the negative effects of public policies that serve as barriers to affordable housing such as land use controls, tax policies affecting land, zoning ordinances, building codes, fees and charges, growth limitations, and policies affecting the return on residential investment. 91.220 (j); 91.320 (i)

The City's Housing Element for the 2014-2021 cycle identified seven goals to help remove barriers to affordable housing including:

1. Availability of a wide range of housing by location, type of unit, and price to meet the existing and future needs of Moreno Valley residents.
2. Promote and preserve suitable and affordable housing for persons with special needs, including lower income households, large families, single parent households, the disabled, senior citizens and shelter for the homeless.
3. Removal or mitigation of constraints to the maintenance, improvement and development of affordable housing, where appropriate and legally possible.
4. Provide increased opportunities for homeownership.
5. Enhance the quality of existing residential neighborhoods in Moreno Valley, through maintenance and preservation, while minimizing displacement impacts.
6. Encourage energy conservation activities in all neighborhoods.
7. Equal housing opportunity for all residents of Moreno Valley, regardless of race, religion, sex, marital status, ancestry, national origin, color, or handicap.

Some of the actions taken by the City in 2021/22 to achieve these goals included:

1. Completed construction of the Courtyards at Cottonwood project that will provide 80 multi-family affordable housing units that were made available in FY 2021. Section 8 rental assistance will also be available from the County of Riverside for these units.
2. Continued to expedite and prioritize permit processing and reduce developer impact fees for new construction or rehabilitation of housing for lower and moderate-income households and seniors.
3. Continued to provide favorable home purchasing options to lower and moderate-income households, when funds are available, through the County of Riverside's First Time Homebuyers Down Payment Assistance Program and homeownership assistance with the County Mortgage Credit Certificate (MCC) program.
4. Continued to work with Habitat for Humanity toward the rehabilitation of existing homes correcting substandard living conditions for low-moderate income owner occupants. During FY 2021, 22 single family and 13 mobile homes received major and minor repairs.
7. Continued to work with GRID Alternatives to promoted energy efficiency through the installation of solar panels for 8 low-to-moderate income single family households.

Actions taken to address obstacles to meeting underserved needs. 91.220(k); 91.320(j)

During FY 2021, the City of Moreno Valley teamed with the Fair Housing Council of Riverside County to perform an assessment of fair housing to analyze the local fair housing needs and set fair housing priorities and goals, to resolve discrimination issues and landlord disputes.

Actions taken to reduce lead-based paint hazards. 91.220(k); 91.320(j)

Federal regulations prohibit the use of lead-based paint in residential structures rehabilitated with Federal funds. www.epa.gov/getleadsafe

The Residential Lead Based Paint Hazard Reduction Act of 1992 (Title X) emphasizes prevention of childhood lead poisoning through housing-based approaches. To reduce lead-based paint hazards, the City of Moreno Valley incorporated a general condition to HUD funded Rehabilitation Program agreements that states:

“Lead-Based Paint - The AGENCY agrees that any construction or rehabilitation of residential structures with assistance provided under this Agreement shall be subject to HUD Lead-Based Paint Regulations at 24 CFR 570.608, and 24 CFR Part 35, Subpart B. Such regulations pertain to all CDBG assisted housing and require that all owners, prospective owners, and tenants of properties constructed prior to 1978 be properly notified that such properties may include lead-based paint. Such notification shall point out the hazards of lead-based paint and explain the symptoms, treatment and precautions that should be taken when dealing with lead-based paint poisoning and the advisability and availability of blood lead level screening for children under seven. The notice should also point out that if lead-based paint is found on the property, abatement measures may be undertaken. The regulations further require that, depending on the amount of Federal funds applied to a property, paint testing, risk assessment, treatment and/or abatement may be conducted.”

Additionally, all homeowners participating in the City of Moreno Valley HOME repair programs, through its current subrecipient -- Habitat for Humanity, receives a copy of the booklet, “Protect Your Family from Lead in Your Home” as part of the original application packet provided by the Subrecipient. Applicants complete and sign a form entitled “Disclosure of Information on Lead-Based Paint and/or Lead-Based Paint Hazards” to certify a copy of the booklet was received. It includes a section for the owner to state the year the unit was built (to be confirmed utilizing the Certificate of Title or Registration.) If the unit was constructed after January 1, 1978, it is considered “exempt”. Units built prior to January 1, 1978 require a lead inspection.

Furthermore, the City’s Housing Quality Standards and HOME Rehabilitation Standards for Lead Based Paint states that all houses constructed prior to 1978 sample four (4) floors, two (2) window sills and two (2) window troughs (all randomly selected) plus a blank sample must be submitted to an EPA accredited lead analytical laboratory and the dust samples must pass a dust wipe test for lead content as per the protocol in the HUD Guidelines. Lead safe work practices must be followed, and only certified abatement contractors may perform the work.

Actions taken to reduce the number of poverty-level families. 91.220(k); 91.320(j)

Over the course of FY 2021, the City can confirm utilizing the following programs to help reduce poverty among its population:

City Housing Programs: The City continued to work to implement strategies aimed at producing and preserving affordable housing. Moreno Valley continued to partner with Community Housing Development Organizations (CHDOs) to develop housing for very low-income persons.

Public Service Providers: The City continued to provide grant funding to upward of 16 public service providers to assist low-income individuals and households, special needs population, and the homeless population with critical services. These programs provided City residents opportunities to utilize programs at little or no cost, thereby reducing financial burden. City

Multi-Agency Coordination Efforts: The City continued to collaborate and develop relationships with governmental and other social service agencies to assure the effective delivery of such services to low-income individuals and to reduce their financial burdens. By utilizing multiple programs and working with the County, private and non-profit agencies, the City endeavors to reduce the number of households with incomes below the poverty line. During FY 2021, the City collaborated with the County of Riverside COC and a dozen private and non-profit agencies.

City Consolidated Planning: The City continued to evaluate and monitor priority community development needs year-round, including those needs that may be currently underserved. The City also worked to identify, assess and overcome obstacles to meeting the underserved needs.

Economic Development and Job Creation/Retention: A critical component of the anti-poverty strategy is to increase the local employment base. In FY 2021, the City made a diligent attempt to create jobs while providing educational and training opportunities for the local workforce through business attraction/retention efforts in the retail, office, and industrial industries; working in coordination with the three local Chambers of Commerce, the Moreno Valley School District, and other business leaders; and through administration of workshops and trainings at the Moreno Valley Employment Resource Center.

In addition, using FY 2019 CDBG-CV funds, the City responded to the economic impact of the Coronavirus pandemic by completing the following programs.

- Rental Rescue program providing subsistence payments to 37 low-to-moderate income.
- Senior Eats Program providing meal delivery to 151 seniors.
- Senior Nutrition Program providing more nutritious meals to 614 seniors
- Job Training Program providing job skills to 50 low to moderate individuals.
- Maintained hours of operation within Economic Resource and Development allowing over 1,100 low-to-moderate income persons search for employment.

County's Housing, Homelessness Prevention and Workforce Solution (HHPWS) is considered the

umbrella anti-poverty agency for the region. The goal is self-sufficiency accomplished by moving poor families out of poverty. HHPWS interacts with residents on many levels, and assisting them through childcare, education, employment, training, health and human services, homelessness and housing with available mainstream programs such as Public Housing, County Emergency Shelter Grants (ESG), Family-Self Sufficiency Program (FSS); and CalWORKs.

Actions taken to develop institutional structure. 91.220(k); 91.320(j)

Throughout FY 2021, the City enjoyed a cooperative relationship with surrounding jurisdictions and agencies, as well as nonprofit organizations. Coordination with these agencies helped establish working relationships with other service providers, that better assisted the City's low to-moderate residents. Public Agencies - City staff worked this year to strengthen its dialogue with Riverside County agencies such as the Departments of Mental Health and Public Social Services, specifically to address regional homeless issues, through the Continuum of Care. The meetings provided an opportunity for networking and coordinating resources toward a common goal. Public Housing Authority - The Riverside County Housing Authority continues to administer public housing and the Housing Choice Voucher Program (Section 8) for Moreno Valley residents. Issues relating to public housing are included in the Consolidated Plan for Riverside County. Over FY 2021, the City reviewed the County Annual Action Plan for consistency with Moreno Valley's Consolidated Plan. The review found that both the City and County have identified the same target groups (elderly and low income families at 30% and 50% of AMI) in which to focus their housing strategies. Inter-Departmental Committees - City staff, Police, and volunteers participate in a Public Safety Committee to discuss community crime in different areas of the City including Target Areas. Non-Profit Organizations - During FY 2021, the City actively continued hosting meetings with non-profit public service providers with the goal of better establishing stronger relationships and form collaborations with area non-profits in hopes to better address community needs, such as homelessness, special needs, fair housing and food distribution services. HOME funds were made available to non-profit agencies for purposes of rehabilitating or construction affordable housing. The City continues to work with Mary Erickson Community Housing, Habitat for Humanity, and other housing developers to accomplish its housing goals.

Actions taken to enhance coordination between public and private housing and social service agencies. 91.220(k); 91.320(j)

As described in the Institutional Structure section, the City coordinated effectively with its consolidated planning partners. During FY 2021, the City continued an internal Customer Care Initiative aimed at improving professional working relationships with all of its customers. Program staff participated in training which emphasized the importance of courteous and respectful treatment of residents, other professionals, and peers.

As a result of the statewide "sheltering in place" directives resulting from the Coronavirus pandemic, the City also enhanced coordination by means of utilizing the latest technology, including Zoom video conferencing, and social medias to improve the distribution of information and also to maintain

constant contact with community planning partners. Most notably, the City's Economic Development Department staff took a strong lead in this area by promoting Moreno Valley as a "Best Place to do Business." Economic Development staff:

- Updated numerous Citywide marketing and demographic materials,
- Advertised Moreno Valley business opportunities encouraging consumers to "shop local"
- Promoted Hire MoVal which offers an award-winning set of incentives for businesses located in Moreno Valley that hire Moreno Valley residents
- Enhanced Economic Development's presence on website/social media, and
- Continued Small Business Workshops to foster and encourage the small businesses and entrepreneur's growth for capital infusion.

Identify actions taken to overcome the effects of any impediments identified in the jurisdictions analysis of impediments to fair housing choice. 91.520(a)

The City's has an Analysis of Impediments (AI) to Fair Housing Choice that was updated in January 2019 for the 5-year period of 2018 -2023. The AI provides a review of impediments or barriers that affect the rights of fair housing choice and contribute to barriers to affordable housing. The AI lists ten public and private sector impediments. As of the end of FY 2021, all of the public sector impediments had been addressed either through the Annual Action Plan, City Council or Planning Commission Action. Of the public sector impediments, all were noted as "ongoing" through 2021/22.

CR-40 - Monitoring 91.220 and 91.230

Describe the standards and procedures used to monitor activities carried out in furtherance of the plan and used to ensure long-term compliance with requirements of the programs involved, including minority business outreach and the comprehensive planning requirements

Monitoring serves as an effective tool that ensures expenditure of federal funds consistent with program/project goals. Moreno Valley developed a Monitoring Strategy for its CDBG, CDBG-CV, ESG, ESG-CV and HOME programs that includes (a) desk monitoring, with risk assessment, (b) on-site monitoring, (c) monitoring calendar/schedule and (d) administrative processes to be followed by staff during and after the on-site monitoring. The following is a general description of the City's monitoring procedures:

1. CDBG / CDBG-CV Subrecipients- When an organization becomes a CDBG/CDBG-CV subrecipient, it must sign a contract in which the various scopes of work, timelines, and documentation requirements are outlined. On a monthly basis, each must submit detailed information regarding the CDBG/CDBG-CV grant related expenditures, number, ethnicity, and income level of individuals benefiting from CDBG/CDBG-CV funds. Quarterly summary reports are required of some agencies in which further information is provided on activities accomplished. The City conducts on-site inspections as needed, preferably toward the end of the funding cycle.

2. Construction Projects- All construction projects comply with Federal Labor and Procurement Procedures as well as the various affirmative action, equal opportunity, and Section 3 requirements mandated by various federal and state laws. The City oversees and reviews contract preparation at each step from bid preparation, contract document preparation, pre-construction meetings, and ongoing project inspections. City protocol has been to complete an on-site final inspection; this requirement meets the 2013 HOME Rule requirement. All public notices that solicit bids for capital projects are submitted to minority newspapers such as El Chicano and the San Bernardino American in order to give minority-owned businesses the opportunity to bid on the CDBG capital projects.

3. Multi-Family Affordable Housing Programs (HOME) - Pre 2013 Rule, the City required property owners who received HOME funds to recertify their tenants' eligibility annually; this requirement will remain unchanged. Owners are required to report information and provide documentation related to the property, unit occupancy, tenant information and financial reporting. Forms and applicable documentation such as Federal income tax returns are to be completed by tenants of reserved (affordable) units and submitted with the report. If the unit was occupied by multiple tenants, then a copy of the application, rental agreement and the dates of residency must be provided. In addition, a copy of Determining Affordable Rents is provided to the owner for the reserved units. A City building

inspector is to conduct an on-site property inspection to determine if the property is in compliance with code requirements and in good condition. The frequency of the on-site inspections will be revised to match the changes to Section 92.504 as will the follow-up inspections, and the sample sizes of units inspected. The monitors conducted property inspection and tenant file audits of approximately 20% of the rent-restricted units at each development to ensure regulatory compliance. In total, 218 of the 1,116 rent-restricted units were inspected during audit and inspection. A summary of the recently completed monitoring result is reported in section CR-50.

During most of FY 2021, onsite monitoring was restricted due to the Covid-19 pandemic lock downs and “sheltering in place” directives to prevent the spread of the virus. As a result, the City increased its level of desk monitoring for its subrecipients during FY 2021. Regular onsite monitoring resumed mid-year in 2022.

Citizen Participation Plan 91.105(d); 91.115(d)

Describe the efforts to provide citizens with reasonable notice and an opportunity to comment on performance reports.

As a prerequisite to submittal of the report to HUD, and in line with grant regulations and Moreno Valley's Citizen Participation Plan, the Consolidated Annual Performance and Evaluation Report (CAPER) is made available for public review and comment on the City's website from September 9, 2022 through September 24, 2022. A public notices were issued in the local edition of The Press Enterprise and Spanish language La Prensa one week prior to the beginning of the review period. A copy of the public notice is provided as attachment. There were no public comments received.

CR-45 - CDBG 91.520(c)

Specify the nature of, and reasons for, any changes in the jurisdiction’s program objectives and indications of how the jurisdiction would change its programs as a result of its experiences.

CARES Act Amendment: The CARES Act Amendment to the Fiscal Year 2019/20 Annual Action Plan allocates the City’s Phase One allocation of ESG-CV and CDBG-CV funding to eligible projects approved by the City Council on June 17, 2020. The ESG-CV funds of \$512,374 were allocated to support additional homeless assistance and homelessness prevention. The CDBG-CV funds of \$1,197,491 were allocated to prevent, prepare for, and respond to the coronavirus. City staff selected the activities for the CARES Act funding based on the most immediate needs of Moreno Valley. On June 9, 2020, the City was awarded by HUD a 2nd round allocation of ESG-CV funds in the amount of \$1,743,153 to be used to prevent, prepare for, and respond to the coronavirus among individuals and families who are homeless or receiving homeless assistance and to support additional homeless assistance and homelessness prevention. This Update to the CARES Act Amendment to the 2019/20 Annual Action Plan programs the \$1,743,153 of 2nd round allocation ESG-CV funding along with \$149,707 of unprogrammed 1st round allocation ESG-CV funds to eligible projects approved by the City Council on September 1, 2020. Total ESG-CV funds of \$1,892,860 were programmed to support additional homeless assistance and homelessness prevention to mitigate the impacts of COVID-19. The approval of and funding for the CARES Act Amendment programs was completed by HUD in 2021/22. As such, the CARES Amendment activities and goals were mostly completed in 2021/22 CAPER with the exception of the ESG-CV homeless prevention (HP) programs.

The City’s ESG-CV HP programs were hampered initially by the Federal eviction moratorium that extended through July 31, 2021 and further prolonged by the overlapping California eviction moratorium currently extended through September 30, 2021. The eviction moratoriums prevented many HP program applicants from meeting the “At-Risk” of homeless criteria for ESG-CV as landlords have been prevented from issuing eviction notices. To exacerbate the situation, the two rounds of Emergency Rental Assistance (ERA1 and ERA2) funding to the City by the US Treasury Department in 2021 allowed for a much less restrictive criteria for qualification (i.e. no eviction notice requirement) for applicants and a more extensive package of financial assistance to households who were behind in their rent due to the pandemic. As such, many of those low-to-moderate households in the City who might typically apply for ESG-CV HP assistance instead applied for the local ERA programs for assistance.

Does this Jurisdiction have any open Brownfields Economic Development Initiative (BEDI) grants?

No

[BEDI grantees] Describe accomplishments and program outcomes during the last year.

CR-50 - HOME 91.520(d)

Include the results of on-site inspections of affordable rental housing assisted under the program to determine compliance with housing codes and other applicable regulations

Please list those projects that should have been inspected on-site this program year based upon the schedule in §92.504(d). Indicate which of these were inspected and a summary of issues that were detected during the inspection. For those that were not inspected, please indicate the reason and how you will remedy the situation.

During FY 2021, the Courtyard at Cottonwood project was completed providing 80 affordable housing units to the City of Moreno Valley. All residential units passed inspection and Certificates of Occupancy were issued with exception of the manager's living quarters and recreation room. There are two items pending for that building (Land Development and LD NPDES). The certificates of occupancy confirm the buildings passed inspection by Building Safety..

The 2020 Compliance Monitoring of Affordable Housing Inventory is currently being drafted and will be provided with the 2022 CAPER.

Provide an assessment of the jurisdiction's affirmative marketing actions for HOME units. 92.351(b)

The City is committed to furthering equal opportunity housing for its residents. The City of Moreno Valley has had an Affirmative Marketing Plan in place since 1994 that aims to apply non-discriminatory and equal opportunity practices when marketing and selecting income-qualified occupants for housing within the city. The City has taken the following steps in pursuit of equal opportunity within its housing strategy: MV continued revising its Affirmative Marketing Plan to include changes required by the 2013 HOME FINAL RULE; For over a decade Moreno Valley has contracted with an independent fair housing service provider to administer the City's fair housing program; In January 2019, the City developed and formally adopted the latest Analysis of Impediments to Fair Housing and Fair Housing Action Plan for the 2018-2023 period. Staff continues to ensure all written agreements with developers and subgrantees include Affirmative Marketing requirements; The Affirmative Marketing Plan lists methods for informing the public, owners, and potential tenants of a housing opportunity that involved support from the City such as use of the City's public cable channel/public service announcement, publication of advertisements in the Parks and Recreation Guide, etc.; The City has been in the practice of imposing requirements on owners of HOME units such as attendance of property management staff to fair housing workshops, placement of ads in a paper of local circulation whose readers are known to be minorities, use of equal opportunity logos on marketing materials, etc.; The City is committed to compliance monitoring to review the information compiled by the owners/managers, regarding the various marketing and outreach methods required under 24 CFR 92.351; The City's Fair Housing service provider the Fair Housing Council of Riverside County employs bilingual staff and maintains a website that offers information in several different languages; The City also employs multiple bilingual staff,

including one fluent in Tagalog and one in American sign language that are able to assist residents with limited English.

Refer to IDIS reports to describe the amount and use of program income for projects, including the number of projects and owner and tenant characteristics

According to the PR-09 report for the HOME program, \$218,146 HOME program income was receipted in the 2021 program year. HOME activities in the 2022-23 Action Plan will first be funded with this available program income funds before the entitlement funds are used. For FY 2021, \$0 of program income from prior years was expended on the HOME Cottonwood Apartment Project.

Describe other actions taken to foster and maintain affordable housing. 91.220(k) (STATES ONLY: Including the coordination of LIHTC with the development of affordable housing). 91.320(j)

In the implementation of the 2021/22 Action Plan, the City set aside \$100,464 in HOME funds to preserve and maintain affordable housing through Community Housing Development Organization (CHDO) activities. The City also completed in 2021/22 construction of the Courtyard ad Cottonwood 80-unit affordable housing project utilizing both HOME and NSP funding from prior fiscal year awards.

CR-58 – Section 3

Identify the number of individuals assisted and the types of assistance provided

| Total Labor Hours | CDBG | HOME | ESG | HOPWA | HTF |
|---------------------------------------|-------------|-------------|------------|--------------|------------|
| Total Number of Activities | 1 | 0 | 0 | 0 | 0 |
| Total Labor Hours | 0 | | | | |
| Total Section 3 Worker Hours | 0 | | | | |
| Total Targeted Section 3 Worker Hours | 0 | | | | |

Table 14 – Total Labor Hours

| Qualitative Efforts - Number of Activities by Program | CDBG | HOME | ESG | HOPWA | HTF |
|---|-------------|-------------|------------|--------------|------------|
| Outreach efforts to generate job applicants who are Public Housing Targeted Workers | | | | | |
| Outreach efforts to generate job applicants who are Other Funding Targeted Workers. | | | | | |
| Direct, on-the job training (including apprenticeships). | | | | | |
| Indirect training such as arranging for, contracting for, or paying tuition for, off-site training. | | | | | |
| Technical assistance to help Section 3 workers compete for jobs (e.g., resume assistance, coaching). | | | | | |
| Outreach efforts to identify and secure bids from Section 3 business concerns. | | | | | |
| Technical assistance to help Section 3 business concerns understand and bid on contracts. | | | | | |
| Division of contracts into smaller jobs to facilitate participation by Section 3 business concerns. | | | | | |
| Provided or connected residents with assistance in seeking employment including: drafting resumes, preparing for interviews, finding job opportunities, connecting residents to job placement services. | | | | | |
| Held one or more job fairs. | | | | | |
| Provided or connected residents with supportive services that can provide direct services or referrals. | | | | | |
| Provided or connected residents with supportive services that provide one or more of the following: work readiness health screenings, interview clothing, uniforms, test fees, transportation. | | | | | |
| Assisted residents with finding child care. | | | | | |
| Assisted residents to apply for, or attend community college or a four year educational institution. | | | | | |
| Assisted residents to apply for, or attend vocational/technical training. | | | | | |
| Assisted residents to obtain financial literacy training and/or coaching. | | | | | |
| Bonding assistance, guaranties, or other efforts to support viable bids from Section 3 business concerns. | | | | | |
| Provided or connected residents with training on computer use or online technologies. | | | | | |
| Promoting the use of a business registry designed to create opportunities for disadvantaged and small businesses. | | | | | |
| Outreach, engagement, or referrals with the state one-stop system, as designed in Section 121(e)(2) of the Workforce Innovation and Opportunity Act. | | | | | |

| | | | | | |
|--------|---|--|--|--|--|
| Other. | 0 | | | | |
|--------|---|--|--|--|--|

Table 15 – Qualitative Efforts - Number of Activities by Program

Narrative

There is one activity that is subject to the Section 3 Final Rule. This activity is Pavement Rehab for Various Local Streets - Construction (2021), IDIS #1092. There are no labor hours to report as the Notice to Proceed date is August 22, 2022, which is outside of the reporting date for this CAPER.

CR-60 - ESG 91.520(g) (ESG Recipients only)

ESG Supplement to the CAPER in *e-snaps*

For Paperwork Reduction Act

1. Recipient Information—All Recipients Complete

Basic Grant Information

Recipient Name MORENO VALLEY
Organizational DUNS Number 177134186
UEI
EIN/TIN Number 330076484
Identify the Field Office LOS ANGELES
Identify CoC(s) in which the recipient or subrecipient(s) will provide ESG assistance Riverside City & County CoC

ESG Contact Name

Prefix Mr
First Name Brian
Middle Name
Last Name Mohan
Suffix
Title Assistant City Manager

ESG Contact Address

Street Address 1 14177 Frederick Street
Street Address 2
City Moreno Valley
State CA
ZIP Code 92552-
Phone Number 9514133519
Extension

Fax Number
Email Address brianm@moval.org

ESG Secondary Contact

Prefix Mrs
First Name Dena
Last Name Heald
Suffix
Title Deputy Finance Director
Phone Number 9514133063
Extension
Email Address denah@moval.org

2. Reporting Period—All Recipients Complete

Program Year Start Date 07/01/2021
Program Year End Date 06/30/2022

3a. Subrecipient Form – Complete one form for each subrecipient

Subrecipient or Contractor Name: City of Moreno Valley
City: Moreno Valley
State: CA
Zip Code: 92553, 9014
DUNS Number: 177134186
UEI:
Is subrecipient a victim services provider: N
Subrecipient Organization Type: Unit of Government
ESG Subgrant or Contract Award Amount: 13020

Subrecipient or Contractor Name: The Salvation Army
City: Moreno Valley
State: CA
Zip Code: ,
DUNS Number: 074629460
UEI:
Is subrecipient a victim services provider: N
Subrecipient Organization Type: Other Non-Profit Organization
ESG Subgrant or Contract Award Amount: 90000

Subrecipient or Contractor Name: Housing, Homelessness Prevention & Workforce Solutions

City: Riverside

State: CA

Zip Code: 92501, 3659

DUNS Number: 117544418

UEI:

Is subrecipient a victim services provider: N

Subrecipient Organization Type: Unit of Government

ESG Subgrant or Contract Award Amount: 33000

CR-65 - Persons Assisted

4. Persons Served

4a. Complete for Homelessness Prevention Activities

| Number of Persons in Households | Total |
|---------------------------------|-------|
| Adults | |
| Children | |
| Don't Know/Refused/Other | |
| Missing Information | |
| Total | |

Table 16 – Household Information for Homeless Prevention Activities

4b. Complete for Rapid Re-Housing Activities

| Number of Persons in Households | Total |
|---------------------------------|-------|
| Adults | |
| Children | |
| Don't Know/Refused/Other | |
| Missing Information | |
| Total | |

Table 17 – Household Information for Rapid Re-Housing Activities

4c. Complete for Shelter

| Number of Persons in Households | Total |
|---------------------------------|-------|
| Adults | |
| Children | |
| Don't Know/Refused/Other | |
| Missing Information | |
| Total | |

Table 18 – Shelter Information

4d. Street Outreach

| Number of Persons in Households | Total |
|--|--------------|
| Adults | |
| Children | |
| Don't Know/Refused/Other | |
| Missing Information | |
| Total | |

Table 19 – Household Information for Street Outreach

4e. Totals for all Persons Served with ESG

| Number of Persons in Households | Total |
|--|--------------|
| Adults | |
| Children | |
| Don't Know/Refused/Other | |
| Missing Information | |
| Total | |

Table 20 – Household Information for Persons Served with ESG

5. Gender—Complete for All Activities

| | Total |
|--------------------------|--------------|
| Male | |
| Female | |
| Transgender | |
| Don't Know/Refused/Other | |
| Missing Information | |
| Total | |

Table 21 – Gender Information

6. Age—Complete for All Activities

| | Total |
|--------------------------|--------------|
| Under 18 | |
| 18-24 | |
| 25 and over | |
| Don't Know/Refused/Other | |
| Missing Information | |
| Total | |

Table 22 – Age Information

7. Special Populations Served—Complete for All Activities

Number of Persons in Households

| Subpopulation | Total | Total Persons Served – Prevention | Total Persons Served – RRH | Total Persons Served in Emergency Shelters |
|-----------------------------------|--------------|--|-----------------------------------|---|
| Veterans | | | | |
| Victims of Domestic Violence | | | | |
| Elderly | | | | |
| HIV/AIDS | | | | |
| Chronically Homeless | | | | |
| Persons with Disabilities: | | | | |
| Severely Mentally Ill | | | | |
| Chronic Substance Abuse | | | | |
| Other Disability | | | | |
| Total (unduplicated if possible) | | | | |

Table 23 – Special Population Served

CR-70 – ESG 91.520(g) - Assistance Provided and Outcomes

10. Shelter Utilization

| | |
|--------------------------------------|-------|
| Number of New Units - Rehabbed | 0 |
| Number of New Units - Conversion | 0 |
| Total Number of bed-nights available | 0 |
| Total Number of bed-nights provided | 0 |
| Capacity Utilization | 0.00% |

Table 24 – Shelter Capacity

11. Project Outcomes Data measured under the performance standards developed in consultation with the CoC(s)

In consultation with the County of Riverside Continuum of Care, the City of Moreno Valley established a homeless partnership consisting of community and faith-based organizations, educational institutions, non-profit organizations, private industry, and federal, state, and local governments. The partnership committee seeks to establish a network of service delivery to aid the homeless and those at-risk for homelessness through coordination of services and resources, collaboration, communication, and planning. The partnership seeks to continually develop and implement performance standards to measure the effectiveness at targeting those who need the assistance most, reducing the number of people living on the streets or emergency shelters; shortening the time people spend homeless, and reducing each participant’s housing barriers or housing stability risks. To this end, the partnership has formed a strategy to end chronic homelessness. In addition to measuring performance related to sheltering of the homeless, the plan also measures prevention, community integration, outreach, and income and support services.

CR-75 – Expenditures

11. Expenditures

11a. ESG Expenditures for Homelessness Prevention

| | Dollar Amount of Expenditures in Program Year | | |
|---|---|----------|----------|
| | 2019 | 2020 | 2021 |
| Expenditures for Rental Assistance | 0 | 0 | 0 |
| Expenditures for Housing Relocation and Stabilization Services - Financial Assistance | 0 | 0 | 0 |
| Expenditures for Housing Relocation & Stabilization Services - Services | 0 | 0 | 0 |
| Expenditures for Homeless Prevention under Emergency Shelter Grants Program | 0 | 0 | 0 |
| Subtotal Homelessness Prevention | 0 | 0 | 0 |

Table 25 – ESG Expenditures for Homelessness Prevention

11b. ESG Expenditures for Rapid Re-Housing

| | Dollar Amount of Expenditures in Program Year | | |
|---|---|----------|----------|
| | 2019 | 2020 | 2021 |
| Expenditures for Rental Assistance | 0 | 0 | 0 |
| Expenditures for Housing Relocation and Stabilization Services - Financial Assistance | 0 | 0 | 0 |
| Expenditures for Housing Relocation & Stabilization Services - Services | 0 | 0 | 0 |
| Expenditures for Homeless Assistance under Emergency Shelter Grants Program | 0 | 0 | 0 |
| Subtotal Rapid Re-Housing | 0 | 0 | 0 |

Table 26 – ESG Expenditures for Rapid Re-Housing

11c. ESG Expenditures for Emergency Shelter

| | Dollar Amount of Expenditures in Program Year | | |
|--------------------|---|------|------|
| | 2019 | 2020 | 2021 |
| Essential Services | 0 | 0 | 0 |
| Operations | 0 | 0 | 0 |
| Renovation | 0 | 0 | 0 |

| | | | |
|-----------------|----------|----------|----------|
| Major Rehab | 0 | 0 | 0 |
| Conversion | 0 | 0 | 0 |
| Subtotal | 0 | 0 | 0 |

Table 27 – ESG Expenditures for Emergency Shelter

11d. Other Grant Expenditures

| | Dollar Amount of Expenditures in Program Year | | |
|-----------------|---|------|------|
| | 2019 | 2020 | 2021 |
| Street Outreach | 0 | 0 | 0 |
| HMIS | 0 | 0 | 0 |
| Administration | 0 | 0 | 0 |

Table 28 - Other Grant Expenditures

11e. Total ESG Grant Funds

| Total ESG Funds Expended | 2019 | 2020 | 2021 |
|--------------------------|------|------|------|
| | 0 | 0 | 0 |

Table 29 - Total ESG Funds Expended

11f. Match Source

| | 2019 | 2020 | 2021 |
|-------------------------|------|------|------|
| Other Non-ESG HUD Funds | 0 | 0 | 0 |
| Other Federal Funds | 0 | 0 | 0 |
| State Government | 0 | 0 | 0 |
| Local Government | 0 | 0 | 0 |

| | | | |
|---------------------------|----------|----------|----------|
| Private Funds | 0 | 0 | 0 |
| Other | 0 | 0 | 0 |
| Fees | 0 | 0 | 0 |
| Program Income | 0 | 0 | 0 |
| Total Match Amount | 0 | 0 | 0 |

Table 30 - Other Funds Expended on Eligible ESG Activities

11g. Total

| Total Amount of Funds Expended on ESG Activities | 2019 | 2020 | 2021 |
|---|-------------|-------------|-------------|
| | 0 | 0 | 0 |

Table 31 - Total Amount of Funds Expended on ESG Activities

City of Moreno Valley

FY 21/22 Consolidated Annual Performance Evaluation Report (CAPER)

Attachments

Attachment 1

HUD ESG CAPER FY 2021

HUD ESG-CV CAPER 2021 Q4, 2022 Q5, 2022 Q6, 2022 Q7



HUD ESG CAPER

Grant: **ESG: Moreno Valley - CA - Report** Type: **CAPER**

Report Date Range

7/1/2021 to 6/30/2022

Contact Information

First Name Rina
 Middle Name
 Last Name Galit
 Suffix
 Title
 Street Address 1 14177 Frederick St
 Street Address 2
 City Moreno Valley
 State California
 ZIP Code 92553
 E-mail Address rinag@moval.org
 Phone Number (619)944-0373
 Extension
 Fax Number

Project types carried out during the program year

| Components | Projects | Total Persons Reported | Total Households Reported |
|--|----------|------------------------|---------------------------|
| Emergency Shelter | 0 | 0 | 0 |
| Day Shelter | 0 | 0 | 0 |
| Transitional Housing | 0 | 0 | 0 |
| Total Emergency Shelter Component | 0 | 0 | 0 |
| Total Street Outreach | 1 | 18 | 18 |
| Total PH - Rapid Re-Housing | 0 | 0 | 0 |
| Total Homelessness Prevention | 0 | 0 | 0 |

Grant Information

Emergency Shelter Rehab/Conversion

Did you create additional shelter beds/units through an ESG-funded rehab project No
 Did you create additional shelter beds/units through an ESG-funded conversion project No

Data Participation Information

Are there any funded projects, except HMIS or Admin, which are not listed on the Project, Links and Uploads form? This includes projects in the HMIS and from VSP No
 How many of the VSP projects have a HUD approved plan and are using a template rather than a comparable database report uploaded? 0

Project Outcomes

- no data -

Financial Informatior

ESG Information from IDIS

As of 8/26/2022

| FY | Grant Number | Current Authorized Amount | Funds Committed By Recipient | Funds Drawn | Balance Remaining | Obligation Date | Expenditure Deadline |
|-------|--------------|---------------------------|------------------------------|----------------|-------------------|-----------------|----------------------|
| 2021 | E21MC060567 | \$173,604.00 | \$136,020.00 | \$85,999.14 | \$87,604.86 | 9/15/2021 | 9/15/2023 |
| 2020 | E20MC060567 | \$182,943.00 | \$98,720.00 | \$98,720.00 | \$84,223.00 | 8/12/2020 | 8/12/2022 |
| 2019 | E19MC060567 | \$178,214.00 | \$123,214.00 | \$123,214.00 | \$55,000.00 | 7/31/2019 | 7/31/2021 |
| 2018 | E18MC060567 | \$174,726.00 | \$125,793.56 | \$125,793.56 | \$48,932.44 | 9/12/2018 | 9/12/2020 |
| 2017 | E17MC060567 | \$174,002.00 | \$174,002.00 | \$174,002.00 | \$0 | 10/19/2017 | 10/19/2019 |
| 2016 | E16MC060567 | \$181,852.00 | \$167,938.35 | \$167,938.35 | \$13,913.65 | 9/14/2016 | 9/14/2018 |
| 2015 | E15MC060567 | \$173,123.80 | \$173,123.80 | \$173,123.80 | \$0 | 9/29/2015 | 9/29/2017 |
| Total | | \$1,504,805.07 | \$1,265,151.98 | \$1,215,131.12 | \$289,673.95 | | |

Expenditures

| | 2021 ^{Yes} | 2020 ^{Yes} | 2019 ^{No} | 2018 ^{No} | 2017 ^{No} | 2016 ^{No} | 2015 ^{No} |
|---|-----------------------------|-----------------------------|--------------------|--------------------|--------------------|--------------------|--------------------|
| | FY2021 Annual ESG Funds for | FY2020 Annual ESG Funds for | | | | | |
| | Non-CCVID | Non-CCVID | CCVID | | | | |
| Homelessness Prevention | | | | | | | |
| Rental Assistance | | | | | | | |
| Relocation and Stabilization Services - Financial Assistance | | | | | | | |
| Relocation and Stabilization Services - Services | | | | | | | |
| Hazard Pay (unique activity) | | | | | | | |
| Landlord Incentives (unique activity) | | | | | | | |
| Volunteer Incentives (unique activity) | | | | | | | |
| Training (unique activity) | | | | | | | |
| Homeless Prevention Expenses | 0.00 | 0.00 | 0.00 | | | | |
| | FY2021 Annual ESG Funds for | FY2020 Annual ESG Funds for | | | | | |
| | Non-CCVID | Non-CCVID | CCVID | | | | |
| Rapid Re-Housing | | | | | | | |
| Rental Assistance | | | | | | | |
| Relocation and Stabilization Services - Financial Assistance | | | | | | | |
| Relocation and Stabilization Services - Services | | | | | | | |
| Hazard Pay (unique activity) | | | | | | | |
| Landlord Incentives (unique activity) | | | | | | | |
| Volunteer Incentives (unique activity) | | | | | | | |
| Training (unique activity) | | | | | | | |
| RRH Expenses | 0.00 | 0.00 | 0.00 | | | | |
| | FY2021 Annual ESG Funds for | FY2020 Annual ESG Funds for | | | | | |
| | Non-CCVID | Non-CCVID | CCVID | | | | |
| Emergency Shelter | | | | | | | |
| Essential Services | | | | | | | |
| Operations | | | | | | | |
| Renovation | | | | | | | |
| Major Rehab | | | | | | | |
| Conversion | | | | | | | |
| Hazard Pay (unique activity) | | | | | | | |
| Volunteer Incentives (unique activity) | | | | | | | |
| Training (unique activity) | | | | | | | |
| Emergency Shelter Expenses | 0.00 | 0.00 | 0.00 | | | | |
| | FY2021 Annual ESG Funds for | FY2020 Annual ESG Funds for | | | | | |
| | Non-CCVID | Non-CCVID | CCVID | | | | |
| Temporary Emergency Shelter | | | | | | | |
| Essential Services | | | | | | | |
| Operations | | | | | | | |
| Leasing existing real property or temporary structures | | | | | | | |
| Acquisition | | | | | | | |
| Renovation | | | | | | | |
| Hazard Pay (unique activity) | | | | | | | |
| Volunteer Incentives (unique activity) | | | | | | | |
| Training (unique activity) | | | | | | | |
| Other Shelter Costs | | | | | | | |
| Temporary Emergency Shelter Expenses | | | 0.00 | | | | |
| | FY2021 Annual ESG Funds for | FY2020 Annual ESG Funds for | | | | | |
| | Non-CCVID | Non-CCVID | CCVID | | | | |
| Street Outreach | | | | | | | |
| Essential Services | 68,526.21 | 21,399.95 | | | | | |
| Hazard Pay (unique activity) | | | | | | | |
| Volunteer Incentives (unique activity) | | | | | | | |
| Training (unique activity) | | | | | | | |
| Handwashing Stations/Portable Bathrooms (unique activity) | | | | | | | |
| Street Outreach Expenses | 68,526.21 | 21,399.95 | 0.00 | | | | |
| | FY2021 Annual ESG Funds for | FY2020 Annual ESG Funds for | | | | | |
| | Non-CCVID | Non-CCVID | CCVID | | | | |
| Other ESG Expenditures | | | | | | | |
| Cell Phones - for persons in CoC/YHDP funded projects (unique activity) | | | | | | | |
| Coordinated Entry COVID Enhancements (unique activity) | | | | | | | |
| Training (unique activity) | | | | | | | |
| Vaccine Incentives (unique activity) | | | | | | | |
| HMIS | 4,452.93 | | | | | | |
| Administration | 13,020.00 | | | | | | |
| Other Expenses | 17,472.93 | 0.00 | 0.00 | | | | |
| | FY2021 Annual ESG Funds for | FY2020 Annual ESG Funds for | | | | | |
| | Non-CCVID | Non-CCVID | CCVID | | | | |

| | | | |
|--|-------------------|------------------|-------------------|
| Total Expenditures | 85,999.14 | 21,399.95 | 0.00 |
| Match | 85,999.14 | 21,399.95 | |
| Total ESG expenditures plus match | 171,998.28 | 42,799.90 | |
| Total expenditures plus match for all years | | | 214,798.18 |



CAPER Aggregator 2.0

Uses data only from CAPER's submitted to HUD. Aggregates data from multiple CAPERs by selected criteria (project type and/or specific question).

If you attempt to pull an entire CAPER, especially aggregating over many ESGs, you may have to wait several minutes for the result. Use the "Email me" button to run the report and email you the results when it's complete. You can navigate to other pages in Sage while that's running.

Year means the year of the start date for the submission.

Report criteria

Year

Recipient - ESG Grant (1 selected) Search this list: Selected: ESG: Moreno Valley - CA

TIP: Hold down the CTRL key on the keyboard and click with the mouse in order to select more than one Recipient - ESG Grant.

CAPER Project Type (all) Day Shelter Emergency Shelter Homelessness Prevention PH - Rapid Re-Housing Street Outreach Transitional Housing - archived - Coordinated Assessment Services Only

View report as Aggregate / summary Details / data Both aggregate and details

Grant List

Showing 1 to 1 of 1 entries Show entries Filter:

| Jurisdiction | Type | Start Date | End Date | Current Status |
|--------------|-------|------------|-----------|----------------|
| | CAPER | 7/1/2021 | 6/30/2022 | Submitted |

Showing 1 to 1 of 1 entries Show entries Previous Next

Q04a: Project Identifiers in HMIS

Please select details mode in the filters above to see Q4 information.

CAPER-CSV uploads containing multiple project rows in Q4 will display as separate rows here using the same value in Project Info Row ID.

Q05a: Report Validations Table

| | |
|---|----|
| Total Number of Persons Served | 18 |
| Number of Adults (Age 18 or Over) | 18 |
| Number of Children (Under Age 18) | 0 |
| Number of Persons with Unknown Age | 0 |
| Number of Leavers | 5 |
| Number of Adult Leavers | 5 |
| Number of Adult and Head of Household Leavers | 5 |
| Number of Stayers | 13 |
| Number of Adult Stayers | 13 |
| Number of Veterans | 3 |
| Number of Chronically Homeless Persons | 1 |
| Number of Youth Under Age 25 | 3 |
| Number of Parenting Youth Under Age 25 with Children | 0 |
| Number of Adult Heads of Household | 18 |
| Number of Child and Unknown-Age Heads of Household | 0 |
| Heads of Households and Adult Stayers in the Project 365 Days or More | 0 |

Q06a: Data Quality: Personally Identifying Information (PII)

| Data Element | Client Doesn't Know/Refused | Information Missing | Data Issues | Total | % of Error Rate |
|------------------------|-----------------------------|---------------------|-------------|-------|-----------------|
| Name | 0 | 1 | 0 | 1 | 5.56% |
| Social Security Number | 1 | 0 | 0 | 1 | 5.56% |
| Date of Birth | 0 | 0 | 1 | 1 | 5.56% |
| Race | 0 | 1 | 0 | 1 | 5.56% |
| Ethnicity | 0 | 0 | 0 | 0 | 0% |
| Gender | 0 | 0 | 0 | 0 | 0% |
| Overall Score | | | | 2 | 11.11% |

Numbers in *green italics* have been recalculated or weighted based on available totals.

Q06b: Data Quality: Universal Data Elements

| Data Element | Error Count | % of Error Rate |
|-----------------------------------|-------------|-----------------|
| Veteran Status | 0 | 0% |
| Project Start Date | 0 | 0% |
| Relationship to Head of Household | 0 | 0% |
| Client Location | 0 | 0% |
| Disabling Condition | 0 | 0% |

Numbers in *green italics* have been recalculated or weighted based on available totals.

Q06c: Data Quality: Income and Housing Data Quality

| Data Element | Error Count | % of Error Rate |
|---|-------------|-----------------|
| Destination | 3 | 60.00% |
| Income and Sources at Start | 1 | 5.56% |
| Income and Sources at Annual Assessment | 0 | 0 |
| Income and Sources at Exit | 0 | 0% |

Numbers in *green italics* have been recalculated or weighted based on available totals.

Q06d: Data Quality: Chronic Homelessness

| Entering into project type | Count of Total Records | Missing Time in Institution | Missing Time in Housing | Approximate Date Started DK/R/missing | Number of Times DK/R/missing | Number of Months DK/R/missing | % of Records Unable to Calculate |
|----------------------------|------------------------|-----------------------------|-------------------------|---------------------------------------|------------------------------|-------------------------------|----------------------------------|
| ES, SH, Street Outreach | 18 | 0 | 0 | 0 | 2 | 2 | 11.11% |
| TH | 0 | 0 | 0 | 0 | 0 | 0 | 0 |
| PH (All) | 0 | 0 | 0 | 0 | 0 | 0 | 0 |
| Total | 18 | 0 | 0 | 0 | 0 | 0 | 11.11% |

Numbers in *green italics* have been recalculated or weighted based on available totals.

Q06e: Data Quality: Timeliness

| Time for Record Entry | Number of Project Start Records | Number of Project Exit Records |
|-----------------------|---------------------------------|--------------------------------|
| 0 days | 2 | 0 |
| 1-3 Days | 3 | 0 |
| 4-6 Days | 1 | 0 |
| 7-10 Days | 0 | 0 |
| 11+ Days | 12 | 5 |

Q06f: Data Quality: Inactive Records: Street Outreach & Emergency Shelter

| Data Element | # of Records | # of Inactive Records | % of Inactive Records |
|--|--------------|-----------------------|-----------------------|
| Contact (Adults and Heads of Household in Street Outreach or ES - NBN) | 1 | 1 | 100.00% |
| Bed Night (All Clients in ES - NBN) | 0 | 0 | 0 |

Numbers in *green italics* have been recalculated or weighted based on available totals.

Q07a: Number of Persons Served

| | Total | Without Children | With Children and Adults | With Only Children | Unknown Household Type |
|---|-------|------------------|--------------------------|--------------------|------------------------|
| Adults | 18 | 18 | 0 | 0 | 0 |
| Children | 0 | 0 | 0 | 0 | 0 |
| Client Doesn't Know/ Client Refused | 0 | 0 | 0 | 0 | 0 |
| Data Not Collected | 0 | 0 | 0 | 0 | 0 |
| Total | 18 | 18 | 0 | 0 | 0 |
| For PSH & RRH – the total persons served who moved into housing | 0 | 0 | 0 | 0 | 0 |

Q07b: Point-in-Time Count of Persons on the Last Wednesday

| | Total | Without Children | With Children and Adults | With Only Children | Unknown Household Type |
|---------|-------|------------------|--------------------------|--------------------|------------------------|
| January | 0 | 0 | 0 | 0 | 0 |
| April | 4 | 4 | 0 | 0 | 0 |
| July | 1 | 1 | 0 | 0 | 0 |
| October | 3 | 3 | 0 | 0 | 0 |

Q08a: Households Served

| | Total | Without Children | With Children and Adults | With Only Children | Unknown Household Type |
|--|-------|------------------|--------------------------|--------------------|------------------------|
| Total Households | 18 | 18 | 0 | 0 | 0 |
| For PSH & RRH – the total households served who moved into housing | 0 | 0 | 0 | 0 | 0 |

Q08b: Point-in-Time Count of Households on the Last Wednesday

| | Total | Without Children | With Children and Adults | With Only Children | Unknown Household Type |
|---------|-------|------------------|--------------------------|--------------------|------------------------|
| January | 0 | 0 | 0 | 0 | 0 |
| April | 4 | 4 | 0 | 0 | 0 |
| July | 1 | 1 | 0 | 0 | 0 |
| October | 3 | 3 | 0 | 0 | 0 |

Q09a: Number of Persons Contacted

| Number of Persons Contacted | All Persons Contacted | First contact – NCT staying on the Streets, ES, or SH | First contact – WAS staying on Streets, ES, or SH | First contact – Worker unable to determine |
|-----------------------------|-----------------------|---|---|--|
| Once | 1 | 0 | 0 | 1 |
| 2-5 Times | 0 | 0 | 0 | 0 |
| 6-9 Times | 0 | 0 | 0 | 0 |
| 10+ Times | 0 | 0 | 0 | 0 |
| Total Persons Contacted | 1 | 0 | 0 | 1 |

Q09b: Number of Persons Engaged

| Number of Persons Engaged | All Persons Contacted | First contact – NCT staying on the Streets, ES, or SH | First contact – WAS staying on Streets, ES, or SH | First contact – Worker unable to determine |
|---------------------------|-----------------------|---|---|--|
| Once | 1 | 0 | 0 | 1 |
| 2-5 Contacts | 0 | 0 | 0 | 0 |
| 6-9 Contacts | 0 | 0 | 0 | 0 |
| 10+ Contacts | 0 | 0 | 0 | 0 |
| Total Persons Engaged | 1 | 0 | 0 | 1 |
| Rate of Engagement | 100.00% | 0 | 0 | 100.00% |

Numbers in *green italics* have been recalculated or weighted based on available totals.

Q10a: Gender of Adults

| | Total | Without Children | With Children and Adults | Unknown Household Type |
|--------------------------------------|-------|------------------|--------------------------|------------------------|
| Male | 14 | 14 | 0 | 0 |
| Female | 4 | 4 | 0 | 0 |
| No Single Gender | 0 | 0 | 0 | 0 |
| Questioning | 0 | 0 | 0 | 0 |
| Transgender | 0 | 0 | 0 | 0 |
| Client Doesn't Know/Client Refused | 0 | 0 | 0 | 0 |
| Data Not Collected | 0 | 0 | 0 | 0 |
| Total | 18 | 18 | 0 | 0 |
| Trans Female (MTF or Male to Female) | | | | |
| Trans Male (FTM or Female to Male) | | | | |

Effective 10/1/2021, this table contains a consolidated Transgender row which includes the sum of data from the previously separate Transgender rows, tagged with

Q10b: Gender of Children

| | Total | With Children and Adults | With Only Children | Unknown Household Type |
|--------------------------------------|-------|--------------------------|--------------------|------------------------|
| Male | 0 | 0 | 0 | 0 |
| Female | 0 | 0 | 0 | 0 |
| No Single Gender | 0 | 0 | 0 | 0 |
| Questioning | 0 | 0 | 0 | 0 |
| Transgender | 0 | 0 | 0 | 0 |
| Client Doesn't Know/Client Refused | 0 | 0 | 0 | 0 |
| Data Not Collected | 0 | 0 | 0 | 0 |
| Total | 0 | 0 | 0 | 0 |
| Trans Female (MTF or Male to Female) | | | | |
| Trans Male (FTM or Female to Male) | | | | |

Effective 10/1/2021, this table contains a consolidated Transgender row which includes the sum of data from the previously separate Transgender rows, tagged with

Q10: Gender of Persons Missing Age Information

| | Total | Without Children | With Children and Adults | With Only Children | Unknown Household Type |
|--|-------|------------------|--------------------------|--------------------|------------------------|
| Male | 0 | 0 | 0 | 0 | 0 |
| Female | 0 | 0 | 0 | 0 | 0 |
| No Single Gender | 0 | 0 | 0 | 0 | 0 |
| Questioning | 0 | 0 | 0 | 0 | 0 |
| Transgender | 0 | 0 | 0 | 0 | 0 |
| Client Doesn't Know/Client Refused | 0 | 0 | 0 | 0 | 0 |
| Data Not Collected | 0 | 0 | 0 | 0 | 0 |
| Total | 0 | 0 | 0 | 0 | 0 |
| Trans Female (MTF or Male to Female) ↕ | | | | | |
| Trans Male (FTM or Female to Male) ↕ | | | | | |

Effective 10/1/2021, this table contains a consolidated Transgender row which includes the sum of data from the previously separate Transgender rows, tagged with ↕.

Q10d: Gender by Age Ranges

| | Total | Under Age 18 | Age 18-24 | Age 25-61 | Age 62 and over | Client Doesn't Know/ Client Refused | Data Not Collected |
|--|-------|--------------|-----------|-----------|-----------------|-------------------------------------|--------------------|
| Male | 14 | 0 | 3 | 10 | 1 | 0 | 0 |
| Female | 4 | 0 | 0 | 4 | 0 | 0 | 0 |
| No Single Gender | 0 | 0 | 0 | 0 | 0 | 0 | 0 |
| Questioning | 0 | 0 | 0 | 0 | 0 | 0 | 0 |
| Transgender | 0 | 0 | 0 | 0 | 0 | 0 | 0 |
| Client Doesn't Know/Client Refused | 0 | 0 | 0 | 0 | 0 | 0 | 0 |
| Data Not Collected | 0 | 0 | 0 | 0 | 0 | 0 | 0 |
| Total | 18 | 0 | 3 | 14 | 1 | 0 | 0 |
| Trans Female (MTF or Male to Female) ↕ | | | | | | | |
| Trans Male (FTM or Female to Male) ↕ | | | | | | | |

Effective 10/1/2021, this table contains a consolidated Transgender row which includes the sum of data from the previously separate Transgender rows, tagged with ↕.

Q11: Age

| | Total | Without Children | With Children and Adults | With Only Children | Unknown Household Type |
|------------------------------------|-------|------------------|--------------------------|--------------------|------------------------|
| Under 5 | 0 | 0 | 0 | 0 | 0 |
| 5 - 12 | 0 | 0 | 0 | 0 | 0 |
| 13 - 17 | 0 | 0 | 0 | 0 | 0 |
| 18 - 24 | 3 | 3 | 0 | 0 | 0 |
| 25 - 34 | 5 | 5 | 0 | 0 | 0 |
| 35 - 44 | 0 | 0 | 0 | 0 | 0 |
| 45 - 54 | 5 | 5 | 0 | 0 | 0 |
| 55 - 61 | 4 | 4 | 0 | 0 | 0 |
| 62+ | 1 | 1 | 0 | 0 | 0 |
| Client Doesn't Know/Client Refused | 0 | 0 | 0 | 0 | 0 |
| Data Not Collected | 0 | 0 | 0 | 0 | 0 |
| Total | 18 | 18 | 0 | 0 | 0 |

Q12a: Race

| | Total | Without Children | With Children and Adults | With Only Children | Unknown Household Type |
|---|-------|------------------|--------------------------|--------------------|------------------------|
| White | 12 | 12 | 0 | 0 | 0 |
| Black, African American, or African | 5 | 5 | 0 | 0 | 0 |
| Asian or Asian American | 0 | 0 | 0 | 0 | 0 |
| American Indian, Alaska Native, or Indigenous | 0 | 0 | 0 | 0 | 0 |
| Native Hawaiian or Pacific Islander | 0 | 0 | 0 | 0 | 0 |
| Multiple Races | 0 | 0 | 0 | 0 | 0 |
| Client Doesn't Know/Client Refused | 0 | 0 | 0 | 0 | 0 |
| Data Not Collected | 1 | 1 | 0 | 0 | 0 |
| Total | 18 | 18 | 0 | 0 | 0 |

Q12b: Ethnicity

| | Total | Without Children | With Children and Adults | With Only Children | Unknown Household Type |
|------------------------------------|-------|------------------|--------------------------|--------------------|------------------------|
| Non-Hispanic/Non-Latin(a)(o)(x) | 11 | 11 | 0 | 0 | 0 |
| Hispanic/Latin(a)(o)(x) | 7 | 7 | 0 | 0 | 0 |
| Client Doesn't Know/Client Refused | 0 | 0 | 0 | 0 | 0 |
| Data Not Collected | 0 | 0 | 0 | 0 | 0 |
| Total | 18 | 18 | 0 | 0 | 0 |

Q13a1: Physical and Mental Health Conditions at Entry

| | Total Persons | Without Children | Adults in HH with Children & Adults | Children in HH with Children & Adults | With Children and Adults | With Only Children | Unknown Household Type |
|---|---------------|------------------|-------------------------------------|---------------------------------------|--------------------------|--------------------|------------------------|
| Mental Health Disorder | | | | | | | |
| Alcohol Use Disorder | | | | | | | |
| Drug Use Disorder | | | | | | | |
| Both Alcohol Use and Drug Use Disorders | | | | | | | |
| Chronic Health Condition | | | | | | | |
| HIV/AIDS | | | | | | | |
| Developmental Disability | 1 | 1 | 0 | 0 | | 0 | 0 |
| Physical Disability | 3 | 3 | 0 | 0 | | 0 | 0 |

The "With Children and Adults" column is retired as of 10/1/2019 and replaced with the columns "Adults in HH with Children & Adults" and "Children in HH with Children & Adults".

Q13b1: Physical and Mental Health Conditions at Exit

| | Total Persons | Without Children | Adults in HH with Children & Adults | Children in HH with Children & Adults | With Children and Adults | With Only Children | Unknown Household Type |
|---|---------------|------------------|-------------------------------------|---------------------------------------|--------------------------|--------------------|------------------------|
| Mental Health Disorder | | | | | | | |
| Alcohol Use Disorder | | | | | | | |
| Drug Use Disorder | | | | | | | |
| Both Alcohol Use and Drug Use Disorders | | | | | | | |
| Chronic Health Condition | | | | | | | |
| HIV/AIDS | | | | | | | |
| Developmental Disability | | | | | | | |
| Physical Disability | | | | | | | |

The "With Children and Adults" column is retired as of 10/1/2019 and replaced with the columns "Adults in HH with Children & Adults" and "Children in HH with Children & Adults".

Q13c1: Physical and Mental Health Conditions for Stayers

| | Total Persons | Without Children | Adults in HH with Children & Adults | Children in HH with Children & Adults | With Children and Adults | With Only Children | Unknown Household Type |
|---|---------------|------------------|-------------------------------------|---------------------------------------|--------------------------|--------------------|------------------------|
| Mental Health Disorder | | | | | | | |
| Alcohol Use Disorder | | | | | | | |
| Drug Use Disorder | | | | | | | |
| Both Alcohol Use and Drug Use Disorders | | | | | | | |
| Chronic Health Condition | | | | | | | |
| HIV/AIDS | | | | | | | |
| Developmental Disability | 1 | 1 | 0 | 0 | | 0 | 0 |
| Physical Disability | 3 | 3 | 0 | 0 | | 0 | 0 |

The "With Children and Adults" column is retired as of 10/1/2019 and replaced with the columns "Adults in HH with Children & Adults" and "Children in HH with Children & Adults".


Q14a: Domestic Violence History


| | Total | Without Children | With Children and Adults | With Only Children | Unknown Household Type |
|------------------------------------|-------|------------------|--------------------------|--------------------|------------------------|
| Yes | 0 | 0 | 0 | 0 | 0 |
| No | 18 | 18 | 0 | 0 | 0 |
| Client Doesn't Know/Client Refused | 0 | 0 | 0 | 0 | 0 |
| Data Not Collected | 0 | 0 | 0 | 0 | 0 |
| Total | 18 | 18 | 0 | 0 | 0 |

Q14b: Persons Fleeing Domestic Violence

| | Total | Without Children | With Children and Adults | With Only Children | Unknown Household Type |
|------------------------------------|-------|------------------|--------------------------|--------------------|------------------------|
| Yes | 0 | 0 | 0 | 0 | 0 |
| No | 0 | 0 | 0 | 0 | 0 |
| Client Doesn't Know/Client Refused | 0 | 0 | 0 | 0 | 0 |
| Data Not Collected | 0 | 0 | 0 | 0 | 0 |
| Total | 0 | 0 | 0 | 0 | 0 |

Q15: Living Situation

| | Total | Without Children | With Children and Adults | With Only Children | Unknown Household Type |
|---|-------|------------------|--------------------------|--------------------|------------------------|
| Homeless Situations | | | | | |
| Emergency shelter, including hotel or motel paid for with emergency shelter voucher | 10 | 10 | 0 | 0 | 0 |
| Transitional housing for homeless persons (including homeless youth) | 0 | 0 | 0 | 0 | 0 |
| Place not meant for habitation | 6 | 6 | 0 | 0 | 0 |
| Safe Haven | 1 | 1 | 0 | 0 | 0 |
| Host Home (non-crisis) | 0 | 0 | 0 | 0 | 0 |
| Interim Housing  | | | | | |
| Subtotal | 17 | 17 | 0 | 0 | 0 |
| Institutional Settings | | | | | |
| Psychiatric hospital or other psychiatric facility | 0 | 0 | 0 | 0 | 0 |
| Substance abuse treatment facility or detox center | 0 | 0 | 0 | 0 | 0 |
| Hospital or other residential non-psychiatric medical facility | 0 | 0 | 0 | 0 | 0 |
| Jail, prison or juvenile detention facility | 0 | 0 | 0 | 0 | 0 |
| Foster care home or foster care group home | 0 | 0 | 0 | 0 | 0 |
| Long-term care facility or nursing home | 0 | 0 | 0 | 0 | 0 |
| Residential project or halfway house with no homeless criteria | 0 | 0 | 0 | 0 | 0 |
| Subtotal | 0 | 0 | 0 | 0 | 0 |
| Other Locations | | | | | |
| Permanent housing (other than RRH) for formerly homeless persons | 0 | 0 | 0 | 0 | 0 |
| Owned by client, no ongoing housing subsidy | 0 | 0 | 0 | 0 | 0 |
| Owned by client, with ongoing housing subsidy | 0 | 0 | 0 | 0 | 0 |
| Rental by client, with RRH or equivalent subsidy | 0 | 0 | 0 | 0 | 0 |
| Rental by client, with HCV voucher (tenant or project based) | 0 | 0 | 0 | 0 | 0 |
| Rental by client in a public housing unit | 0 | 0 | 0 | 0 | 0 |
| Rental by client, no ongoing housing subsidy | 0 | 0 | 0 | 0 | 0 |
| Rental by client, with VASH subsidy | 0 | 0 | 0 | 0 | 0 |
| Rental by client with GPD TIP subsidy | 0 | 0 | 0 | 0 | 0 |
| Rental by client, with other housing subsidy | 0 | 0 | 0 | 0 | 0 |
| Hotel or motel paid for without emergency shelter voucher | 0 | 0 | 0 | 0 | 0 |
| Staying or living in a friend's room, apartment or house | 1 | 1 | 0 | 0 | 0 |
| Staying or living in a family member's room, apartment or house | 0 | 0 | 0 | 0 | 0 |
| Client Doesn't Know/Client Refused | 0 | 0 | 0 | 0 | 0 |
| Data Not Collected | 0 | 0 | 0 | 0 | 0 |
| Subtotal | 1 | 1 | 0 | 0 | 0 |
| Total | 18 | 18 | 0 | 0 | 0 |

 Interim housing is retired as of 10/1/2019.

Q16: Cash Income - Ranges

| | Income at Start | Income at Latest Annual Assessment for Stayers | Income at Exit for Leavers |
|---|-----------------|--|----------------------------|
| No income | 15 | 0 | 5 |
| \$1 - \$150 | 0 | 0 | 0 |
| \$151 - \$250 | 1 | 0 | 0 |
| \$251 - \$500 | 0 | 0 | 0 |
| \$501 - \$1000 | 0 | 0 | 0 |
| \$1,001 - \$1,500 | 1 | 0 | 0 |
| \$1,501 - \$2,000 | 0 | 0 | 0 |
| \$2,001+ | 0 | 0 | 0 |
| Client Doesn't Know/Client Refused | 1 | 0 | 0 |
| Data Not Collected | 0 | 0 | 0 |
| Number of Adult Stayers Not Yet Required to Have an Annual Assessment | 0 | 13 | 0 |
| Number of Adult Stayers Without Required Annual Assessment | 0 | 0 | 0 |
| Total Adults | 18 | 13 | 5 |

Q17: Cash Income - Sources

| | Income at Start | Income at Latest Annual Assessment for Stayers | Income at Exit for Leavers |
|--|-----------------|--|----------------------------|
| Earned Income | 0 | 0 | 0 |
| Unemployment Insurance | 0 | 0 | 0 |
| SSI | 1 | 0 | 0 |
| SSDI | 0 | 0 | 0 |
| VA Service-Connected Disability Compensation | 1 | 0 | 0 |
| VA Non-Service Connected Disability Pension | 0 | 0 | 0 |
| Private Disability Insurance | 0 | 0 | 0 |
| Worker's Compensation | 0 | 0 | 0 |
| TANF or Equivalent | 0 | 0 | 0 |
| General Assistance | 0 | 0 | 0 |
| Retirement (Social Security) | 0 | 0 | 0 |
| Pension from Former Job | 0 | 0 | 0 |
| Child Support | 0 | 0 | 0 |
| Alimony (Spousal Support) | 0 | 0 | 0 |
| Other Source | 1 | 0 | 0 |
| Adults with Income Information at Start and Annual Assessment/Exit | 0 | 0 | 5 |

Q19b: Disabling Conditions and Income for Adults at Exit

| | AO: Adult with Disabling Condition | AO: Adult without Disabling Condition | AO: Total Adults | AO: % with Disabling Condition by Source | AC: Adult with Disabling Condition | AC: Adult without Disabling Condition | AC: Total Adults | AC: % with Disabling Condition by Source | UK: Adult with Disabling Condition | UK: Adult without Disabling Condition | UK: Total Adults | UK: % with Disabling Condition by Source |
|--|------------------------------------|---------------------------------------|------------------|--|------------------------------------|---------------------------------------|------------------|--|------------------------------------|---------------------------------------|------------------|--|
| Earned Income | 0 | 0 | 0 | 0 | 0 | 0 | 0 | 0 | 0 | 0 | 0 | 0 |
| Supplemental Security Income (SSI) | 0 | 0 | 0 | 0 | 0 | 0 | 0 | 0 | 0 | 0 | 0 | 0 |
| Social Security Disability Insurance (SSDI) | 0 | 0 | 0 | 0 | 0 | 0 | 0 | 0 | 0 | 0 | 0 | 0 |
| VA Service-Connected Disability Compensation | 0 | 0 | 0 | 0 | 0 | 0 | 0 | 0 | 0 | 0 | 0 | 0 |
| Private Disability Insurance | 0 | 0 | 0 | 0 | 0 | 0 | 0 | 0 | 0 | 0 | 0 | 0 |
| Worker's Compensation | 0 | 0 | 0 | 0 | 0 | 0 | 0 | 0 | 0 | 0 | 0 | 0 |
| Temporary Assistance for Needy Families (TANF) | 0 | 0 | 0 | 0 | 0 | 0 | 0 | 0 | 0 | 0 | 0 | 0 |
| Retirement Income from Social Security | 0 | 0 | 0 | 0 | 0 | 0 | 0 | 0 | 0 | 0 | 0 | 0 |
| Pension or retirement income from a former job | 0 | 0 | 0 | 0 | 0 | 0 | 0 | 0 | 0 | 0 | 0 | 0 |
| Child Support | 0 | 0 | 0 | 0 | 0 | 0 | 0 | 0 | 0 | 0 | 0 | 0 |
| Other source | 0 | 0 | 0 | 0 | 0 | 0 | 0 | 0 | 0 | 0 | 0 | 0 |
| No Sources | 0 | 5 | 5 | 0% | 0 | 0 | 0 | 0 | 0 | 0 | 0 | 0 |
| Unduplicated Total Adults | 0 | 5 | 5 | | 0 | 0 | 0 | | 0 | 0 | 0 | |

Numbers in *green italics* have been recalculated or weighted based on available totals.

Q20a: Type of Non-Cash Benefit Sources

| | Benefit at Start | Benefit at Latest Annual Assessment for Stayers | Benefit at Exit for Leavers |
|---|------------------|---|-----------------------------|
| Supplemental Nutritional Assistance Program | 0 | 0 | 0 |
| WIC | 0 | 0 | 0 |
| TANF Child Care Services | 0 | 0 | 0 |
| TANF Transportation Services | 0 | 0 | 0 |
| Other TANF-Funded Services | 0 | 0 | 0 |
| Other Source | 3 | 0 | 0 |

Q21: Health Insurance

| | At Start | At Annual Assessment for Stayers | At Exit for Leavers |
|---|----------|----------------------------------|---------------------|
| Medicaid | 4 | 0 | 1 |
| Medicare | 4 | 0 | 1 |
| State Children's Health Insurance Program | 0 | 0 | 0 |
| VA Medical Services | 2 | 0 | 1 |
| Employer Provided Health Insurance | 0 | 0 | 0 |
| Health Insurance Through COBRA | 0 | 0 | 0 |
| Private Pay Health Insurance | 0 | 0 | 0 |
| State Health Insurance for Adults | 0 | 0 | 0 |
| Indian Health Services Program | 0 | 0 | 0 |
| Other | 0 | 0 | 0 |
| No Health Insurance | 8 | 0 | 2 |
| Client Doesn't Know/Client Refused | 0 | 0 | 0 |
| Data Not Collected | 0 | 0 | 0 |
| Number of Stayers Not Yet Required to Have an Annual Assessment | 0 | 13 | 0 |
| 1 Source of Health Insurance | 10 | 0 | 3 |
| More than 1 Source of Health Insurance | 0 | 0 | 0 |

Q22a2: Length of Participation – ESG Projects

| | Total | Leavers | Stayers |
|--------------------------------|-------|---------|---------|
| 0 to 7 days | 1 | 0 | 1 |
| 8 to 14 days | 1 | 0 | 1 |
| 15 to 21 days | 0 | 0 | 0 |
| 22 to 30 days | 1 | 0 | 1 |
| 31 to 60 days | 8 | 0 | 8 |
| 61 to 90 days | 1 | 0 | 1 |
| 91 to 180 days | 6 | 5 | 1 |
| 181 to 365 days | 0 | 0 | 0 |
| 366 to 730 days (1-2 Yrs) | 0 | 0 | 0 |
| 731 to 1,095 days (2-3 Yrs) | 0 | 0 | 0 |
| 1,096 to 1,460 days (3-4 Yrs) | 0 | 0 | 0 |
| 1,461 to 1,825 days (4-5 Yrs) | 0 | 0 | 0 |
| More than 1,825 days (> 5 Yrs) | 0 | 0 | 0 |
| Data Not Collected | 0 | 0 | 0 |
| Total | 18 | 5 | 13 |

Q22c: Length of Time between Project Start Date and Housing Move-in Date (post 10/1/2018)

| | Total | Without Children | With Children and Adults | With Only Children | Unknown Household Type |
|---|-------|------------------|--------------------------|--------------------|------------------------|
| 7 days or less | 0 | 0 | 0 | 0 | 0 |
| 8 to 14 days | 0 | 0 | 0 | 0 | 0 |
| 15 to 21 days | 0 | 0 | 0 | 0 | 0 |
| 22 to 30 days | 0 | 0 | 0 | 0 | 0 |
| 31 to 60 days | 0 | 0 | 0 | 0 | 0 |
| 61 to 180 days | 0 | 0 | 0 | 0 | 0 |
| 181 to 365 days | 0 | 0 | 0 | 0 | 0 |
| 366 to 730 days (1-2 Yrs) | 0 | 0 | 0 | 0 | 0 |
| Total (persons moved into housing) | 0 | 0 | 0 | 0 | 0 |
| Average length of time to housing | 0 | 0 | 0 | 0 | 0 |
| Persons who were exited without move-in | 0 | 0 | 0 | 0 | 0 |
| Total persons | 0 | 0 | 0 | 0 | 0 |

Numbers in *green italics* have been recalculated or weighted based on available totals.

Q22c: RRH Length of Time between Project Start Date and Housing Move-in Date (pre 10/1/2018)

| | Total | Without Children | With Children and Adults | With Only Children | Unknown Household Type |
|---|-------|------------------|--------------------------|--------------------|------------------------|
| 7 days or less | | | | | |
| 8 to 14 days | | | | | |
| 15 to 21 days | | | | | |
| 22 to 30 days | | | | | |
| 31 to 60 days | | | | | |
| 61 to 180 days | | | | | |
| 181 to 365 days | | | | | |
| 366 to 730 days (1-2 Yrs) | | | | | |
| Total (persons moved into housing) | | | | | |
| Average length of time to housing | | | | | |
| Persons who were exited without move-in | | | | | |
| Total persons | | | | | |

Numbers in *green italics* have been recalculated or weighted based on available totals.

Q22d: Length of Participation by Household Type

| | Total | Without Childien | With Childien and Adults | With Only Childien | Unknown Household Type |
|--------------------------------|-----------|------------------|--------------------------|--------------------|------------------------|
| 7 days or less | 1 | 1 | 0 | 0 | 0 |
| 8 to 14 days | 1 | 1 | 0 | 0 | 0 |
| 15 to 21 days | 0 | 0 | 0 | 0 | 0 |
| 22 to 30 days | 1 | 1 | 0 | 0 | 0 |
| 31 to 60 days | 8 | 8 | 0 | 0 | 0 |
| 61 to 90 days | 1 | 1 | 0 | 0 | 0 |
| 91 to 180 days | 6 | 6 | 0 | 0 | 0 |
| 181 to 365 days | 0 | 0 | 0 | 0 | 0 |
| 366 to 730 days (1-2 Yrs) | 0 | 0 | 0 | 0 | 0 |
| 731 to 1,095 days (2-3 Yrs) | 0 | 0 | 0 | 0 | 0 |
| 1,096 to 1,460 days (3-4 Yrs) | 0 | 0 | 0 | 0 | 0 |
| 1,461 to 1,825 days (4-5 Yrs) | 0 | 0 | 0 | 0 | 0 |
| More than 1,825 days (> 5 Yrs) | 0 | 0 | 0 | 0 | 0 |
| Data Not Collected | 0 | 0 | 0 | 0 | 0 |
| Total | 18 | 18 | 0 | 0 | 0 |

Q22e: Length of Time Prior to Housing - based on 3.917 Date Homelessness Started

| | Total | Without Childien | With Childien and Adults | With Only Childien | Unknown Household Type |
|------------------------------------|----------|------------------|--------------------------|--------------------|------------------------|
| 7 days or less | 0 | 0 | 0 | 0 | 0 |
| 8 to 14 days | 0 | 0 | 0 | 0 | 0 |
| 15 to 21 days | 0 | 0 | 0 | 0 | 0 |
| 22 to 30 days | 0 | 0 | 0 | 0 | 0 |
| 31 to 60 days | 0 | 0 | 0 | 0 | 0 |
| 61 to 180 days | 0 | 0 | 0 | 0 | 0 |
| 181 to 365 days | 0 | 0 | 0 | 0 | 0 |
| 366 to 730 days (1-2 Yrs) | 0 | 0 | 0 | 0 | 0 |
| 731 days or more | 0 | 0 | 0 | 0 | 0 |
| Total (persons moved into housing) | 0 | 0 | 0 | 0 | 0 |
| Not yet moved into housing | 0 | 0 | 0 | 0 | 0 |
| Data not collected | 0 | 0 | 0 | 0 | 0 |
| Total persons | 0 | 0 | 0 | 0 | 0 |

Q23a: Exit Destination – More Than 90 Days
 This question is retired as of 10/1/2019

| | Total | Without Children | With Children and Adults | With Only Children | Unknown Household Type |
|---|-------|------------------|--------------------------|--------------------|------------------------|
| Permanent Destinations | | | | | |
| Moved from one HOPWA funded project to HOPWA PH | | | | | |
| Owned by client, no ongoing housing subsidy | | | | | |
| Owned by client, with ongoing housing subsidy | | | | | |
| Rental by client, no ongoing housing subsidy | | | | | |
| Rental by client, with VASH housing subsidy | | | | | |
| Rental by client, with GPD TIP housing subsidy | | | | | |
| Rental by client, with other ongoing housing subsidy | | | | | |
| Permanent housing (other than RRH) for formerly homeless persons | | | | | |
| Staying or living with family, permanent tenure | | | | | |
| Staying or living with friends, permanent tenure | | | | | |
| Rental by client, with RRH or equivalent subsidy | | | | | |
| Subtotal | | | | | |
| Temporary Destinations | | | | | |
| Emergency shelter, including hotel or motel paid for with emergency shelter voucher | | | | | |
| Moved from one HOPWA funded project to HOPWA TH | | | | | |
| Transitional housing for homeless persons (including homeless youth) | | | | | |
| Staying or living with family, temporary tenure (e.g. room, apartment or house) | | | | | |
| Staying or living with friends, temporary tenure (e.g. room, apartment or house) | | | | | |
| Place not meant for habitation (e.g., a vehicle, an abandoned building, bus/train/subway station/airport or anywhere outside) | | | | | |
| Safe Haven | | | | | |
| Hotel or motel paid for without emergency shelter voucher | | | | | |
| Subtotal | | | | | |
| Institutional Settings | | | | | |
| Foster care home or group foster care home | | | | | |
| Psychiatric hospital or other psychiatric facility | | | | | |
| Substance abuse treatment facility or detox center | | | | | |
| Hospital or other residential non-psychiatric medical facility | | | | | |
| Jail, prison, or juvenile detention facility | | | | | |
| Long-term care facility or nursing home | | | | | |
| Subtotal | | | | | |
| Other Destinations | | | | | |
| Residential project or halfway house with no homeless criteria | | | | | |
| Deceased | | | | | |
| Other | | | | | |
| Client Doesn't Know/Client Refused | | | | | |
| Data Not Collected (no exit interview completed) | | | | | |
| Subtotal | | | | | |
| Total | | | | | |
| Total persons exiting to positive housing destinations | | | | | |
| Total persons whose destinations excluded them from the calculation | | | | | |
| Percentage | 0% | 0% | 0% | 0% | 0% |

Numbers in *green italics* have been recalculated or weighted based on available totals.

Q23b: Exit Destination – 90 Days or Less
 This question is retired as of 10/1/2019.

| | Total | Without Children | With Children and Adults | With Only Children | Unknown Household Type |
|---|-------|------------------|--------------------------|--------------------|------------------------|
| Permanent Destinations | | | | | |
| Moved from one HOPWA funded project to HOPWA PH | | | | | |
| Owned by client, no ongoing housing subsidy | | | | | |
| Owned by client, with ongoing housing subsidy | | | | | |
| Rental by client, no ongoing housing subsidy | | | | | |
| Rental by client, with VASH housing subsidy | | | | | |
| Rental by client, with GPD TIP housing subsidy | | | | | |
| Rental by client, with other ongoing housing subsidy | | | | | |
| Permanent housing (other than RRH) for formerly homeless persons | | | | | |
| Staying or living with family, permanent tenure | | | | | |
| Staying or living with friends, permanent tenure | | | | | |
| Rental by client, with RRH or equivalent subsidy | | | | | |
| Subtotal | | | | | |
| Temporary Destinations | | | | | |
| Emergency shelter, including hotel or motel paid for with emergency shelter voucher | | | | | |
| Moved from one HOPWA funded project to HOPWA TH | | | | | |
| Transitional housing for homeless persons (including homeless youth) | | | | | |
| Staying or living with family, temporary tenure (e.g. room, apartment or house) | | | | | |
| Staying or living with friends, temporary tenure (e.g. room, apartment or house) | | | | | |
| Place not meant for habitation (e.g., a vehicle, an abandoned building, bus/train/subway station/airport or anywhere outside) | | | | | |
| Safe Haven | | | | | |
| Hotel or motel paid for without emergency shelter voucher | | | | | |
| Subtotal | | | | | |
| Institutional Settings | | | | | |
| Foster care home or group foster care home | | | | | |
| Psychiatric hospital or other psychiatric facility | | | | | |
| Substance abuse treatment facility or detox center | | | | | |
| Hospital or other residential non-psychiatric medical facility | | | | | |
| Jail, prison, or juvenile detention facility | | | | | |
| Long-term care facility or nursing home | | | | | |
| Subtotal | | | | | |
| Other Destinations | | | | | |
| Residential project or halfway house with no homeless criteria | | | | | |
| Deceased | | | | | |
| Other | | | | | |
| Client Doesn't Know/Client Refused | | | | | |
| Data Not Collected (no exit interview completed) | | | | | |
| Subtotal | | | | | |
| Total | | | | | |
| Total persons exiting to positive housing destinations | | | | | |
| Total persons whose destinations excluded them from the calculation | | | | | |
| Percentage | 0% | 0% | 0% | 0% | 0% |

Numbers in *green italics* have been recalculated or weighted based on available totals.

Q23c: Exit Destination – All persons

| | Total | Without Children | With Children and Adults | With Only Children | Unknown Household Type |
|---|----------|------------------|--------------------------|--------------------|------------------------|
| Permanent Destinations | | | | | |
| Moved from one HOPWA funded project to HOPWA PH | 0 | 0 | 0 | 0 | 0 |
| Owned by client, no ongoing housing subsidy | 0 | 0 | 0 | 0 | 0 |
| Owned by client, with ongoing housing subsidy | 0 | 0 | 0 | 0 | 0 |
| Rental by client, no ongoing housing subsidy | 0 | 0 | 0 | 0 | 0 |
| Rental by client, with VASH housing subsidy | 0 | 0 | 0 | 0 | 0 |
| Rental by client, with GPD TIP housing subsidy | 0 | 0 | 0 | 0 | 0 |
| Rental by client, with other ongoing housing subsidy | 0 | 0 | 0 | 0 | 0 |
| Permanent housing (other than RRH) for formerly homeless persons | 0 | 0 | 0 | 0 | 0 |
| Staying or living with family, permanent tenure | 0 | 0 | 0 | 0 | 0 |
| Staying or living with friends, permanent tenure | 0 | 0 | 0 | 0 | 0 |
| Rental by client, with RRH or equivalent subsidy | 0 | 0 | 0 | 0 | 0 |
| Rental by client, with HCV voucher (tenant or project based) | 0 | 0 | 0 | 0 | 0 |
| Rental by client in a public housing unit | 0 | 0 | 0 | 0 | 0 |
| Subtotal | 0 | 0 | 0 | 0 | 0 |
| Temporary Destinations | | | | | |
| Emergency shelter, including hotel or motel paid for with emergency shelter voucher | 0 | 0 | 0 | 0 | 0 |
| Moved from one HOPWA funded project to HOPWA TH | 0 | 0 | 0 | 0 | 0 |
| Transitional housing for homeless persons (including homeless youth) | 0 | 0 | 0 | 0 | 0 |
| Staying or living with family, temporary tenure (e.g. room, apartment or house) | 0 | 0 | 0 | 0 | 0 |
| Staying or living with friends, temporary tenure (e.g. room, apartment or house) | 0 | 0 | 0 | 0 | 0 |
| Place not meant for habitation (e.g., a vehicle, an abandoned building, bus/train/subway station/airport or anywhere outside) | 1 | 1 | 0 | 0 | 0 |
| Safe Haven | 1 | 1 | 0 | 0 | 0 |
| Hotel or motel paid for without emergency shelter voucher | 0 | 0 | 0 | 0 | 0 |
| Host Home (non-crisis) | 0 | 0 | 0 | 0 | 0 |
| Subtotal | 2 | 2 | 0 | 0 | 0 |
| Institutional Settings | | | | | |
| Foster care home or group foster care home | 0 | 0 | 0 | 0 | 0 |
| Psychiatric hospital or other psychiatric facility | 0 | 0 | 0 | 0 | 0 |
| Substance abuse treatment facility or detox center | 0 | 0 | 0 | 0 | 0 |
| Hospital or other residential non-psychiatric medical facility | 0 | 0 | 0 | 0 | 0 |
| Jail, prison, or juvenile detention facility | 0 | 0 | 0 | 0 | 0 |
| Long-term care facility or nursing home | 0 | 0 | 0 | 0 | 0 |
| Subtotal | 0 | 0 | 0 | 0 | 0 |
| Other Destinations | | | | | |
| Residential project or halfway house with no homeless criteria | 0 | 0 | 0 | 0 | 0 |
| Deceased | 0 | 0 | 0 | 0 | 0 |
| Other | 0 | 0 | 0 | 0 | 0 |
| Client Doesn't Know/Client Refused | 0 | 0 | 0 | 0 | 0 |
| Data Not Collected (no exit interview completed) | 3 | 3 | 0 | 0 | 0 |
| Subtotal | 3 | 3 | 0 | 0 | 0 |
| Total | 5 | 5 | 0 | 0 | 0 |
| Total persons exiting to positive housing destinations | 1 | 1 | 0 | 0 | 0 |
| Total persons whose destinations excluded them from the calculation | 0 | 0 | 0 | 0 | 0 |
| Percentage | 20.00% | 20.00% | 0 | 0 | 0 |

Numbers in *green italics* have been recalculated or weighted based on available totals.

Q24: Homelessness Prevention Housing Assessment at Exit

| | Total | Without Children | With Children and Adults | With Only Children | Unknown Household Type |
|--|----------|------------------|--------------------------|--------------------|------------------------|
| Able to maintain the housing they had at project start–Without a subsidy | 0 | 0 | 0 | 0 | 0 |
| Able to maintain the housing they had at project start–With the subsidy they had at project start | 0 | 0 | 0 | 0 | 0 |
| Able to maintain the housing they had at project start–With an on-going subsidy acquired since project start | 0 | 0 | 0 | 0 | 0 |
| Able to maintain the housing they had at project start–Only with financial assistance other than a subsidy | 0 | 0 | 0 | 0 | 0 |
| Moved to new housing unit–With on-going subsidy | 0 | 0 | 0 | 0 | 0 |
| Moved to new housing unit–Without an on-going subsidy | 0 | 0 | 0 | 0 | 0 |
| Moved in with family/friends on a temporary basis | 0 | 0 | 0 | 0 | 0 |
| Moved in with family/friends on a permanent basis | 0 | 0 | 0 | 0 | 0 |
| Moved to a transitional or temporary housing facility or program | 0 | 0 | 0 | 0 | 0 |
| Client became homeless – moving to a shelter or other place unfit for human habitation | 0 | 0 | 0 | 0 | 0 |
| Client went to jail/prison | 0 | 0 | 0 | 0 | 0 |
| Client died | 0 | 0 | 0 | 0 | 0 |
| Client doesn't know/Client refused | 0 | 0 | 0 | 0 | 0 |
| Data not collected (no exit interview completed) | 0 | 0 | 0 | 0 | 0 |
| Total | 0 | 0 | 0 | 0 | 0 |

Q25a: Number of Veterans

| | Total | Without Childien | With Children and Adults | Unknown Household Type |
|------------------------------------|-----------|------------------|--------------------------|------------------------|
| Chronically Homeless Veteran | 0 | 0 | 0 | 0 |
| Non-Chronically Homeless Veteran | 3 | 3 | 0 | 0 |
| Not a Veteran | 15 | 15 | 0 | 0 |
| Client Doesn't Know/Client Refused | 0 | 0 | 0 | 0 |
| Data Not Collected | 0 | 0 | 0 | 0 |
| Total | 18 | 18 | 0 | 0 |

Q26b: Number of Chronically Homeless Persons by Household

| | Total | Without Childien | With Children and Adults | With Only Childien | Unknown Household Type |
|------------------------------------|-----------|------------------|--------------------------|--------------------|------------------------|
| Chronically Homeless | 1 | 1 | 0 | 0 | 0 |
| Not Chronically Homeless | 17 | 17 | 0 | 0 | 0 |
| Client Doesn't Know/Client Refused | 0 | 0 | 0 | 0 | 0 |
| Data Not Collected | 0 | 0 | 0 | 0 | 0 |
| Total | 18 | 18 | 0 | 0 | 0 |

Q06c: Data Quality: Income and Housing Data Quality

| Data Element | Error Count | % of Error Rate |
|---|-------------|-----------------|
| Destination | 0 | 0% |
| Income and Sources at Start | 11 | 13.92% |
| Income and Sources at Annual Assessment | 7 | 100.00% |
| Income and Sources at Exit | 0 | 0% |

Numbers in *green italics* have been recalculated or weighted based on available totals.

Q06d: Data Quality: Chronic Homelessness

| Entering into project type | Count of Total Records | Missing Time in Institution | Missing Time in Housing | Approximate Date Started DK/R/missing | Number of Times DK/R/missing | Number of Months DK/R/missing | % of Records Unable to Calculate |
|----------------------------|------------------------|-----------------------------|-------------------------|---------------------------------------|------------------------------|-------------------------------|----------------------------------|
| ES, SH, Street Outreach | 9 | 0 | 0 | 0 | 0 | 1 | 11.11% |
| TH | 0 | 0 | 0 | 0 | 0 | 0 | 0 |
| PH (All) | 0 | 0 | 0 | 0 | 0 | 0 | 0 |
| Total | 9 | 0 | 0 | 0 | 0 | 0 | 11.11% |

Numbers in *green italics* have been recalculated or weighted based on available totals.

Q06e: Data Quality: Timeliness

| Time for Record Entry | Number of Project Start Records | Number of Project Exit Records |
|-----------------------|---------------------------------|--------------------------------|
| 0 days | 0 | 7 |
| 1-3 Days | 0 | 2 |
| 4-6 Days | 0 | 0 |
| 7-10 Days | 0 | 0 |
| 11+ Days | 0 | 0 |

Q06f: Data Quality: Inactive Records: Street Outreach & Emergency Shelter

| Data Element | # of Records | # of Inactive Records | % of Inactive Records |
|--|--------------|-----------------------|-----------------------|
| Contact (Adults and Heads of Household in Street Outreach or ES - NBN) | 1 | 1 | 100.00% |
| Bed Night (All Clients in ES - NBN) | 0 | 0 | 0 |

Numbers in *green italics* have been recalculated or weighted based on available totals.

Q07a: Number of Persons Served

| | Total | Without Childer | With Childen and Adults | With Only Childer | Unknown Household Type |
|---|-------|-----------------|-------------------------|-------------------|------------------------|
| Adults | 79 | 37 | 42 | 0 | 0 |
| Children | 58 | 0 | 58 | 0 | 0 |
| Client Doesn't Know/ Client Refused | 0 | 0 | 0 | 0 | 0 |
| Data Not Collected | 0 | 0 | 0 | 0 | 0 |
| Total | 137 | 37 | 100 | 0 | 0 |
| For PSH & RRH – the total persons served who moved into housing | 0 | 0 | 0 | 0 | 0 |

Q07b: Point-in-Time Count of Persons on the Last Wednesday

| | Total | Without Childer | With Childen and Adults | With Only Childer | Unknown Household Type |
|---------|-------|-----------------|-------------------------|-------------------|------------------------|
| January | 0 | 0 | 0 | 0 | 0 |
| April | 0 | 0 | 0 | 0 | 0 |
| July | 132 | 32 | 100 | 0 | 0 |
| October | 0 | 0 | 0 | 0 | 0 |

Q08a: Households Served

| | Total | Without Childer | With Childen and Adults | With Only Childer | Unknown Household Type |
|--|-------|-----------------|-------------------------|-------------------|------------------------|
| Total Households | 52 | 26 | 26 | 0 | 0 |
| For PSH & RRH – the total households served who moved into housing | 0 | 0 | 0 | 0 | 0 |

Q08b: Point-in-Time Count of Households on the Last Wednesday

| | Total | Without Childer | With Childen and Adults | With Only Childer | Unknown Household Type |
|---------|-------|-----------------|-------------------------|-------------------|------------------------|
| January | 0 | 0 | 0 | 0 | 0 |
| April | 0 | 0 | 0 | 0 | 0 |
| July | 47 | 21 | 26 | 0 | 0 |
| October | 0 | 0 | 0 | 0 | 0 |

Q09a: Number of Persons Contacted

| Number of Persons Contacted | All Persons Contacted | First contact – NCT staying on the Streets, ES, or SH | First contact – WAS staying on Streets, ES, or SH | First contact – Worker unable to determine |
|-----------------------------|-----------------------|---|---|--|
| Once | 1 | 0 | 0 | 1 |
| 2-5 Times | 0 | 0 | 0 | 0 |
| 6-9 Times | 0 | 0 | 0 | 0 |
| 10+ Times | 0 | 0 | 0 | 0 |
| Total Persons Contacted | 1 | 0 | 0 | 1 |

Q09b: Number of Persons Engaged

| Number of Persons Engaged | All Persons Engaged | First contact – NCT staying on the Streets, ES, or SH | First contact – WAS staying on Streets, ES, or SH | First contact – Worker unable to determine |
|---------------------------|---------------------|---|---|--|
| Once | 0 | 0 | 0 | 0 |
| 2-5 Contacts | 0 | 0 | 0 | 0 |
| 6-9 Contacts | 0 | 0 | 0 | 0 |
| 10+ Contacts | 0 | 0 | 0 | 0 |
| Total Persons Engaged | 0 | 0 | 0 | 0 |
| Rate of Engagement | 0% | 0 | 0 | 0% |

Numbers in *green italics* have been recalculated or weighted based on available totals.

Q10a: Gender of Adults

| | Total | Without Childre | With Childen and Adults | Unknown Household Type |
|------------------------------------|-----------|-----------------|-------------------------|------------------------|
| Male | 33 | 22 | 11 | 0 |
| Female | 46 | 15 | 31 | 0 |
| No Single Gender | 0 | 0 | 0 | 0 |
| Questioning | 0 | 0 | 0 | 0 |
| Transgender | 0 | 0 | 0 | 0 |
| Client Doesn't Know/Client Refused | 0 | 0 | 0 | 0 |
| Data Not Collected | 0 | 0 | 0 | 0 |
| Total | 79 | 37 | 42 | 0 |

Trans Female (MTF or Male to Female) 0

Trans Male (FTM or Female to Male) 0

Effective 10/1/2021, this table contains a consolidated Transgender row which includes the sum of data from the previously separate Transgender rows, tagged with 0.

Q10b: Gender of Childre

| | Total | With Childen and Adults | With Only Childre | Unknown Household Type |
|------------------------------------|-----------|-------------------------|-------------------|------------------------|
| Male | 23 | 23 | 0 | 0 |
| Female | 35 | 35 | 0 | 0 |
| No Single Gender | 0 | 0 | 0 | 0 |
| Questioning | 0 | 0 | 0 | 0 |
| Transgender | 0 | 0 | 0 | 0 |
| Client Doesn't Know/Client Refused | 0 | 0 | 0 | 0 |
| Data Not Collected | 0 | 0 | 0 | 0 |
| Total | 58 | 58 | 0 | 0 |

Trans Female (MTF or Male to Female) 0

Trans Male (FTM or Female to Male) 0

Effective 10/1/2021, this table contains a consolidated Transgender row which includes the sum of data from the previously separate Transgender rows, tagged with 0.

Q10c: Gender of Persons Missing Age Information

| | Total | Without Childre | With Childen and Adults | With Only Childre | Unknown Household Type |
|------------------------------------|----------|-----------------|-------------------------|-------------------|------------------------|
| Male | 0 | 0 | 0 | 0 | 0 |
| Female | 0 | 0 | 0 | 0 | 0 |
| No Single Gender | 0 | 0 | 0 | 0 | 0 |
| Questioning | 0 | 0 | 0 | 0 | 0 |
| Transgender | 0 | 0 | 0 | 0 | 0 |
| Client Doesn't Know/Client Refused | 0 | 0 | 0 | 0 | 0 |
| Data Not Collected | 0 | 0 | 0 | 0 | 0 |
| Total | 0 | 0 | 0 | 0 | 0 |

Trans Female (MTF or Male to Female) 0

Trans Male (FTM or Female to Male) 0

Effective 10/1/2021, this table contains a consolidated Transgender row which includes the sum of data from the previously separate Transgender rows, tagged with 0.

Q10d: Gender by Age Ranges

| | Total | Under Age 18 | Age 18-24 | Age 25-64 | Age 65 and over | Client Doesn't Know/ Client Refused | Data Not Collected |
|------------------------------------|------------|--------------|-----------|-----------|-----------------|-------------------------------------|--------------------|
| Male | 56 | 23 | 5 | 22 | 6 | 0 | 0 |
| Female | 81 | 35 | 5 | 38 | 3 | 0 | 0 |
| No Single Gender | 0 | 0 | 0 | 0 | 0 | 0 | 0 |
| Questioning | 0 | 0 | 0 | 0 | 0 | 0 | 0 |
| Transgender | 0 | 0 | 0 | 0 | 0 | 0 | 0 |
| Client Doesn't Know/Client Refused | 0 | 0 | 0 | 0 | 0 | 0 | 0 |
| Data Not Collected | 0 | 0 | 0 | 0 | 0 | 0 | 0 |
| Total | 137 | 58 | 10 | 60 | 9 | 0 | 0 |

Trans Female (MTF or Male to Female) 0

Trans Male (FTM or Female to Male) 0

Effective 10/1/2021, this table contains a consolidated Transgender row which includes the sum of data from the previously separate Transgender rows, tagged with 0.

Q11: Age

| | Total | Without Childre | With Childen and Adults | With Only Childre | Unknown Household Type |
|------------------------------------|------------|-----------------|-------------------------|-------------------|------------------------|
| Under 5 | 12 | 0 | 12 | 0 | 0 |
| 5 - 12 | 33 | 0 | 33 | 0 | 0 |
| 13 - 17 | 13 | 0 | 13 | 0 | 0 |
| 18 - 24 | 10 | 4 | 6 | 0 | 0 |
| 25 - 34 | 22 | 8 | 14 | 0 | 0 |
| 35 - 44 | 15 | 5 | 10 | 0 | 0 |
| 45 - 54 | 16 | 6 | 10 | 0 | 0 |
| 55 - 61 | 7 | 5 | 2 | 0 | 0 |
| 62+ | 9 | 9 | 0 | 0 | 0 |
| Client Doesn't Know/Client Refused | 0 | 0 | 0 | 0 | 0 |
| Data Not Collected | 0 | 0 | 0 | 0 | 0 |
| Total | 137 | 37 | 100 | 0 | 0 |

Q12a: Race

| | Total | Without Childre | With Childen and Adults | With Only Childre | Unknown Household Type |
|---|------------|-----------------|-------------------------|-------------------|------------------------|
| White | 23 | 8 | 15 | 0 | 0 |
| Black, African American, or African | 58 | 20 | 38 | 0 | 0 |
| Asian or Asian American | 1 | 1 | 0 | 0 | 0 |
| American Indian, Alaska Native, or Indigenous | 1 | 1 | 0 | 0 | 0 |
| Native Hawaiian or Pacific Islander | 0 | 0 | 0 | 0 | 0 |
| Multiple Races | 0 | 0 | 0 | 0 | 0 |
| Client Doesn't Know/Client Refused | 0 | 0 | 0 | 0 | 0 |
| Data Not Collected | 54 | 7 | 47 | 0 | 0 |
| Total | 137 | 37 | 100 | 0 | 0 |

Q12b: Ethnicity

| | Total | Without Childre | With Childen and Adults | With Only Childre | Unknown Household Type |
|------------------------------------|------------|-----------------|-------------------------|-------------------|------------------------|
| Non-Hispanic/Non-Latin(a)(o)(x) | 72 | 30 | 42 | 0 | 0 |
| Hispanic/Latin(a)(o)(x) | 58 | 7 | 51 | 0 | 0 |
| Client Doesn't Know/Client Refused | 0 | 0 | 0 | 0 | 0 |
| Data Not Collected | 7 | 0 | 7 | 0 | 0 |
| Total | 137 | 37 | 100 | 0 | 0 |

Q13a1: Physical and Mental Health Conditions at Entry

| | Total Persons | Without Childer | Adults in HH with Children & Adults | Children in HH with Children & Adults | With Childen and Adults | With Only Childer | Unknown Household Type |
|---|---------------|-----------------|-------------------------------------|---------------------------------------|-------------------------|-------------------|------------------------|
| Mental Health Disorder | 7 | 6 | 1 | 0 | | 0 | 0 |
| Alcohol Use Disorder | | | | | | | |
| Drug Use Disorder | 1 | 1 | 0 | 0 | | 0 | 0 |
| Both Alcohol Use and Drug Use Disorders | | | | | | | |
| Chronic Health Condition | 11 | 8 | 3 | 0 | | 0 | 0 |
| HIV/AIDS | | | | | | | |
| Developmental Disability | | | | | | | |
| Physical Disability | 11 | 11 | 0 | 0 | | 0 | 0 |

The "With Children and Adults" column is retired as of 10/1/2019 and replaced with the columns "Adults in HH with Children & Adults" and "Children in HH with Children & Adults".

Q13b1: Physical and Mental Health Conditions at Exit

| | Total Persons | Without Childer | Adults in HH with Children & Adults | Children in HH with Children & Adults | With Childen and Adults | With Only Childer | Unknown Household Type |
|---|---------------|-----------------|-------------------------------------|---------------------------------------|-------------------------|-------------------|------------------------|
| Mental Health Disorder | 3 | 3 | 0 | 0 | | 0 | 0 |
| Alcohol Use Disorder | | | | | | | |
| Drug Use Disorder | | | | | | | |
| Both Alcohol Use and Drug Use Disorders | | | | | | | |
| Chronic Health Condition | 1 | 1 | 0 | 0 | | 0 | 0 |
| HIV/AIDS | | | | | | | |
| Developmental Disability | | | | | | | |
| Physical Disability | 6 | 6 | 0 | 0 | | 0 | 0 |

The "With Children and Adults" column is retired as of 10/1/2019 and replaced with the columns "Adults in HH with Children & Adults" and "Children in HH with Children & Adults".

Q13c1: Physical and Mental Health Conditions for Straggers

| | Total Persons | Without Childer | Adults in HH with Children & Adults | Children in HH with Children & Adults | With Childen and Adults | With Only Childer | Unknown Household Type |
|---|---------------|-----------------|-------------------------------------|---------------------------------------|-------------------------|-------------------|------------------------|
| Mental Health Disorder | 4 | 3 | 1 | 0 | | 0 | 0 |
| Alcohol Use Disorder | | | | | | | |
| Drug Use Disorder | 1 | 1 | 0 | 0 | | 0 | 0 |
| Both Alcohol Use and Drug Use Disorders | | | | | | | |
| Chronic Health Condition | 10 | 7 | 3 | 0 | | 0 | 0 |
| HIV/AIDS | | | | | | | |
| Developmental Disability | | | | | | | |
| Physical Disability | 5 | 5 | 0 | 0 | | 0 | 0 |

The "With Children and Adults" column is retired as of 10/1/2019 and replaced with the columns "Adults in HH with Children & Adults" and "Children in HH with Children & Adults".

Q14a: Domestic Violence History

| | Total | Without Childer | With Childen and Adults | With Only Childer | Unknown Household Type |
|------------------------------------|-------|-----------------|-------------------------|-------------------|------------------------|
| Yes | 8 | 1 | 7 | 0 | 0 |
| No | 59 | 30 | 29 | 0 | 0 |
| Client Doesn't Know/Client Refused | 0 | 0 | 0 | 0 | 0 |
| Data Not Collected | 12 | 6 | 6 | 0 | 0 |
| Total | 79 | 37 | 42 | 0 | 0 |

Q14b: Persons Fleeing Domestic Violence

| | Total | Without Childer | With Childen and Adults | With Only Childer | Unknown Household Type |
|------------------------------------|-------|-----------------|-------------------------|-------------------|------------------------|
| Yes | 0 | 0 | 0 | 0 | 0 |
| No | 6 | 0 | 6 | 0 | 0 |
| Client Doesn't Know/Client Refused | 0 | 0 | 0 | 0 | 0 |
| Data Not Collected | 2 | 1 | 1 | 0 | 0 |
| Total | 8 | 1 | 7 | 0 | 0 |

Q15: Living Situation

| | Total | Without Childer | With Childen and Adults | With Only Childer | Unknown Household Type |
|---|-------|-----------------|-------------------------|-------------------|------------------------|
| Homeless Situations | | | | | |
| Emergency shelter, including hotel or motel paid for with emergency shelter voucher | 3 | 3 | 0 | 0 | 0 |
| Transitional housing for homeless persons (including homeless youth) | 2 | 2 | 0 | 0 | 0 |
| Place not meant for habitation | 4 | 4 | 0 | 0 | 0 |
| Safe Haven | 0 | 0 | 0 | 0 | 0 |
| Host Home (non-crisis) | 3 | 1 | 2 | 0 | 0 |
| Interim Housing | | | | | |
| Subtotal | 12 | 10 | 2 | 0 | 0 |
| Institutional Settings | | | | | |
| Psychiatric hospital or other psychiatric facility | 0 | 0 | 0 | 0 | 0 |
| Substance abuse treatment facility or detox center | 0 | 0 | 0 | 0 | 0 |
| Hospital or other residential non-psychiatric medical facility | 0 | 0 | 0 | 0 | 0 |
| Jail, prison or juvenile detention facility | 0 | 0 | 0 | 0 | 0 |
| Foster care home or foster care group home | 0 | 0 | 0 | 0 | 0 |
| Long-term care facility or nursing home | 0 | 0 | 0 | 0 | 0 |
| Residential project or halfway house with no homeless criteria | 0 | 0 | 0 | 0 | 0 |
| Subtotal | 0 | 0 | 0 | 0 | 0 |
| Other Locations | | | | | |
| Permanent housing (other than RRH) for formerly homeless persons | 0 | 0 | 0 | 0 | 0 |
| Owned by client, no ongoing housing subsidy | 1 | 1 | 0 | 0 | 0 |
| Owned by client, with ongoing housing subsidy | 1 | 1 | 0 | 0 | 0 |
| Rental by client, with RRH or equivalent subsidy | 0 | 0 | 0 | 0 | 0 |
| Rental by client, with HCV voucher (tenant or project based) | 0 | 0 | 0 | 0 | 0 |
| Rental by client in a public housing unit | 0 | 0 | 0 | 0 | 0 |
| Rental by client, no ongoing housing subsidy | 53 | 19 | 34 | 0 | 0 |
| Rental by client, with VASH subsidy | 0 | 0 | 0 | 0 | 0 |
| Rental by client with GPD TIP subsidy | 0 | 0 | 0 | 0 | 0 |
| Rental by client, with other housing subsidy | 0 | 0 | 0 | 0 | 0 |
| Hotel or motel paid for without emergency shelter voucher | 0 | 0 | 0 | 0 | 0 |
| Staying or living in a friend's room, apartment or house | 1 | 0 | 1 | 0 | 0 |
| Staying or living in a family member's room, apartment or house | 1 | 1 | 0 | 0 | 0 |
| Client Doesn't Know/Client Refused | 1 | 0 | 1 | 0 | 0 |
| Data Not Collected | 9 | 5 | 4 | 0 | 0 |
| Subtotal | 67 | 27 | 40 | 0 | 0 |
| Total | 79 | 37 | 42 | 0 | 0 |

Interim housing is retired as of 10/1/2019.

Q16: Cash Income - Ranges

| | Income at Start | Income at Latest Annual Assessment for Stayers | Income at Exit for Leavers |
|---|-----------------|--|----------------------------|
| No income | 22 | 0 | 2 |
| \$1 - \$150 | 0 | 0 | 0 |
| \$151 - \$250 | 1 | 0 | 0 |
| \$251 - \$500 | 0 | 0 | 0 |
| \$501 - \$1000 | 17 | 0 | 3 |
| \$1,001 - \$1,500 | 10 | 0 | 3 |
| \$1,501 - \$2,000 | 13 | 0 | 0 |
| \$2,001+ | 5 | 0 | 1 |
| Client Doesn't Know/Client Refused | 0 | 0 | 0 |
| Data Not Collected | 11 | 0 | 0 |
| Number of Adult Stayers Not Yet Required to Have an Annual Assessment | 0 | 63 | 0 |
| Number of Adult Stayers Without Required Annual Assessment | 0 | 7 | 0 |
| Total Adults | 79 | 70 | 9 |

Q17: Cash Income - Sources

| | Income at Start | Income at Latest Annual Assessment for Stayers | Income at Exit for Leavers |
|--|-----------------|--|----------------------------|
| Earned Income | 20 | 0 | 1 |
| Unemployment Insurance | 6 | 0 | 0 |
| SSI | 5 | 0 | 3 |
| SSDI | 7 | 0 | 1 |
| VA Service-Connected Disability Compensation | 4 | 0 | 4 |
| VA Non-Service Connected Disability Pension | 0 | 0 | 0 |
| Private Disability Insurance | 0 | 0 | 0 |
| Worker's Compensation | 0 | 0 | 0 |
| TANF or Equivalent | 1 | 0 | 0 |
| General Assistance | 5 | 0 | 0 |
| Retirement (Social Security) | 1 | 0 | 1 |
| Pension from Former Job | 1 | 0 | 0 |
| Child Support | 2 | 0 | 0 |
| Alimony (Spousal Support) | 0 | 0 | 0 |
| Other Source | 1 | 0 | 0 |
| Adults with Income Information at Start and Annual Assessment/Exit | 0 | 0 | 9 |

Q19b: Disabling Conditions and Income for Adults at Exit

| | AO: Adult with Disabling Condition | AO: Adult without Disabling Condition | AO Total Adults | AO: % with Disabling Condition by Source | AC: Adult with Disabling Condition | AC: Adult without Disabling Condition | AC Total Adults | AC: % with Disabling Condition by Source | UK: Adult with Disabling Condition | UK: Adult without Disabling Condition | UK Total Adults | UK: % with Disabling Condition by Source |
|--|------------------------------------|---------------------------------------|-----------------|--|------------------------------------|---------------------------------------|-----------------|--|------------------------------------|---------------------------------------|-----------------|--|
| Earned Income | 1 | 0 | 1 | 100.00% | 0 | 0 | 0 | 0 | 0 | 0 | 0 | 0 |
| Supplemental Security Income (SSI) | 3 | 0 | 3 | 100.00% | 0 | 0 | 0 | 0 | 0 | 0 | 0 | 0 |
| Social Security Disability Insurance (SSDI) | 1 | 0 | 1 | 100.00% | 0 | 0 | 0 | 0 | 0 | 0 | 0 | 0 |
| VA Service-Connected Disability Compensation | 4 | 0 | 4 | 100.00% | 0 | 0 | 0 | 0 | 0 | 0 | 0 | 0 |
| Private Disability Insurance | 0 | 0 | 0 | 0 | 0 | 0 | 0 | 0 | 0 | 0 | 0 | 0 |
| Worker's Compensation | 0 | 0 | 0 | 0 | 0 | 0 | 0 | 0 | 0 | 0 | 0 | 0 |
| Temporary Assistance for Needy Families (TANF) | 0 | 0 | 0 | 0 | 0 | 0 | 0 | 0 | 0 | 0 | 0 | 0 |
| Retirement Income from Social Security | 1 | 0 | 1 | 100.00% | 0 | 0 | 0 | 0 | 0 | 0 | 0 | 0 |
| Pension or retirement income from a former job | 0 | 0 | 0 | 0 | 0 | 0 | 0 | 0 | 0 | 0 | 0 | 0 |
| Child Support | 0 | 0 | 0 | 0 | 0 | 0 | 0 | 0 | 0 | 0 | 0 | 0 |
| Other source | 0 | 0 | 0 | 0 | 0 | 0 | 0 | 0 | 0 | 0 | 0 | 0 |
| No Sources | 0 | 2 | 2 | 0% | 0 | 0 | 0 | 0 | 0 | 0 | 0 | 0 |
| Unduplicated Total Adults | 7 | 2 | 9 | | 0 | 0 | 0 | | 0 | 0 | 0 | |

Numbers in *green italics* have been recalculated or weighted based on available totals.

Q20a: Type of Non-Cash Benefit Sources

| | Benefit at Start | Benefit at Latest Annual Assessment for Stayers | Benefit at Exit for Leavers |
|---|------------------|---|-----------------------------|
| Supplemental Nutritional Assistance Program | 15 | 0 | 5 |
| WIC | 3 | 0 | 0 |
| TANF Child Care Services | 0 | 0 | 0 |
| TANF Transportation Services | 0 | 0 | 0 |
| Other TANF-Funded Services | 0 | 0 | 0 |
| Other Source | 0 | 0 | 0 |

Q21: Health Insurance

| | At Start | At Annual Assessment for Stayers | At Exit for Leavers |
|---|----------|----------------------------------|---------------------|
| Medicaid | 6 | 0 | 0 |
| Medicare | 1 | 0 | 2 |
| State Children's Health Insurance Program | 2 | 0 | 0 |
| VA Medical Services | 9 | 0 | 8 |
| Employer Provided Health Insurance | 0 | 0 | 0 |
| Health Insurance Through COBRA | 0 | 0 | 0 |
| Private Pay Health Insurance | 0 | 0 | 0 |
| State Health Insurance for Adults | 55 | 0 | 0 |
| Indian Health Services Program | 0 | 0 | 0 |
| Other | 0 | 0 | 0 |
| No Health Insurance | 6 | 0 | 1 |
| Client Doesn't Know/Client Refused | 0 | 0 | 0 |
| Data Not Collected | 58 | 15 | 0 |
| Number of Stayers Not Yet Required to Have an Annual Assessment | 0 | 113 | 0 |
| 1 Source of Health Insurance | 73 | 0 | 6 |
| More than 1 Source of Health Insurance | 0 | 0 | 2 |

Q22a2: Length of Participation - ESG Projects

| | Total | Leavers | Stayers |
|--------------------------------|------------|----------|------------|
| 0 to 7 days | 0 | 0 | 0 |
| 8 to 14 days | 0 | 0 | 0 |
| 15 to 21 days | 0 | 0 | 0 |
| 22 to 30 days | 0 | 0 | 0 |
| 31 to 60 days | 0 | 0 | 0 |
| 61 to 90 days | 0 | 0 | 0 |
| 91 to 180 days | 8 | 8 | 0 |
| 181 to 365 days | 114 | 1 | 113 |
| 366 to 730 days (1-2 Yrs) | 15 | 0 | 15 |
| 731 to 1,095 days (2-3 Yrs) | 0 | 0 | 0 |
| 1,096 to 1,460 days (3-4 Yrs) | 0 | 0 | 0 |
| 1,461 to 1,825 days (4-5 Yrs) | 0 | 0 | 0 |
| More than 1,825 days (> 5 Yrs) | 0 | 0 | 0 |
| Data Not Collected | 0 | 0 | 0 |
| Total | 137 | 9 | 128 |

Q22c: Length of Time between Project Start Date and Housing Move-in Date (post 10/1/2018)

| | Total | Without Childier | With Childien and Adults | With Only Childier | Unknown Household Type |
|---|----------|------------------|--------------------------|--------------------|------------------------|
| 7 days or less | 0 | 0 | 0 | 0 | 0 |
| 8 to 14 days | 0 | 0 | 0 | 0 | 0 |
| 15 to 21 days | 0 | 0 | 0 | 0 | 0 |
| 22 to 30 days | 0 | 0 | 0 | 0 | 0 |
| 31 to 60 days | 0 | 0 | 0 | 0 | 0 |
| 61 to 180 days | 0 | 0 | 0 | 0 | 0 |
| 181 to 365 days | 0 | 0 | 0 | 0 | 0 |
| 366 to 730 days (1-2 Yrs) | 0 | 0 | 0 | 0 | 0 |
| Total (persons moved into housing) | 0 | 0 | 0 | 0 | 0 |
| Average length of time to housing | 0 | 0 | 0 | 0 | 0 |
| Persons who were exited without move-in | 0 | 0 | 0 | 0 | 0 |
| Total persons | 0 | 0 | 0 | 0 | 0 |

Numbers in *green italics* have been recalculated or weighted based on available totals.

Q22d: Length of Participation by Household Type

| | Total | Without Childier | With Childien and Adults | With Only Childier | Unknown Household Type |
|--------------------------------|------------|------------------|--------------------------|--------------------|------------------------|
| 7 days or less | 0 | 0 | 0 | 0 | 0 |
| 8 to 14 days | 0 | 0 | 0 | 0 | 0 |
| 15 to 21 days | 0 | 0 | 0 | 0 | 0 |
| 22 to 30 days | 0 | 0 | 0 | 0 | 0 |
| 31 to 60 days | 0 | 0 | 0 | 0 | 0 |
| 61 to 90 days | 0 | 0 | 0 | 0 | 0 |
| 91 to 180 days | 8 | 8 | 0 | 0 | 0 |
| 181 to 365 days | 114 | 27 | 87 | 0 | 0 |
| 366 to 730 days (1-2 Yrs) | 15 | 2 | 13 | 0 | 0 |
| 731 to 1,095 days (2-3 Yrs) | 0 | 0 | 0 | 0 | 0 |
| 1,096 to 1,460 days (3-4 Yrs) | 0 | 0 | 0 | 0 | 0 |
| 1,461 to 1,825 days (4-5 Yrs) | 0 | 0 | 0 | 0 | 0 |
| More than 1,825 days (> 5 Yrs) | 0 | 0 | 0 | 0 | 0 |
| Data Not Collected | 0 | 0 | 0 | 0 | 0 |
| Total | 137 | 37 | 100 | 0 | 0 |

Q22e: Length of Time Prior to Housing - based on 3.917 Date Homelessness Startec

| | Total | Without Childier | With Childien and Adults | With Only Childier | Unknown Household Type |
|------------------------------------|----------|------------------|--------------------------|--------------------|------------------------|
| 7 days or less | 3 | 3 | 0 | 0 | 0 |
| 8 to 14 days | 0 | 0 | 0 | 0 | 0 |
| 15 to 21 days | 0 | 0 | 0 | 0 | 0 |
| 22 to 30 days | 0 | 0 | 0 | 0 | 0 |
| 31 to 60 days | 0 | 0 | 0 | 0 | 0 |
| 61 to 180 days | 0 | 0 | 0 | 0 | 0 |
| 181 to 365 days | 2 | 2 | 0 | 0 | 0 |
| 366 to 730 days (1-2 Yrs) | 3 | 3 | 0 | 0 | 0 |
| 731 days or more | 0 | 0 | 0 | 0 | 0 |
| Total (persons moved into housing) | 8 | 8 | 0 | 0 | 0 |
| Not yet moved into housing | 0 | 0 | 0 | 0 | 0 |
| Data not collected | 0 | 0 | 0 | 0 | 0 |
| Total persons | 8 | 8 | 0 | 0 | 0 |

Q23: Exit Destination - All persons

| | Total | Without Childer | With Childen and Adults | With Only Childer | Unknown Household Type |
|---|----------|-----------------|-------------------------|-------------------|------------------------|
| Permanent Destinations | | | | | |
| Moved from one HOPWA funded project to HOPWA PH | 0 | 0 | 0 | 0 | 0 |
| Owned by client, no ongoing housing subsidy | 0 | 0 | 0 | 0 | 0 |
| Owned by client, with ongoing housing subsidy | 0 | 0 | 0 | 0 | 0 |
| Rental by client, no ongoing housing subsidy | 1 | 1 | 0 | 0 | 0 |
| Rental by client, with VASH housing subsidy | 3 | 3 | 0 | 0 | 0 |
| Rental by client, with GPD TIP housing subsidy | 0 | 0 | 0 | 0 | 0 |
| Rental by client, with other ongoing housing subsidy | 0 | 0 | 0 | 0 | 0 |
| Permanent housing (other than RRH) for formerly homeless persons | 0 | 0 | 0 | 0 | 0 |
| Staying or living with family, permanent tenure | 0 | 0 | 0 | 0 | 0 |
| Staying or living with friends, permanent tenure | 0 | 0 | 0 | 0 | 0 |
| Rental by client, with RRH or equivalent subsidy | 0 | 0 | 0 | 0 | 0 |
| Rental by client, with HCV voucher (tenant or project based) | 0 | 0 | 0 | 0 | 0 |
| Rental by client in a public housing unit | 0 | 0 | 0 | 0 | 0 |
| Subtotal | 4 | 4 | 0 | 0 | 0 |
| Temporary Destinations | | | | | |
| Emergency shelter, including hotel or motel paid for with emergency shelter voucher | 0 | 0 | 0 | 0 | 0 |
| Moved from one HOPWA funded project to HOPWA TH | 0 | 0 | 0 | 0 | 0 |
| Transitional housing for homeless persons (including homeless youth) | 2 | 2 | 0 | 0 | 0 |
| Staying or living with family, temporary tenure (e.g. room, apartment or house) | 2 | 2 | 0 | 0 | 0 |
| Staying or living with friends, temporary tenure (e.g. room, apartment or house) | 0 | 0 | 0 | 0 | 0 |
| Place not meant for habitation (e.g., a vehicle, an abandoned building, bus/train/subway station/airport or anywhere outside) | 0 | 0 | 0 | 0 | 0 |
| Safe Haven | 1 | 1 | 0 | 0 | 0 |
| Hotel or motel paid for without emergency shelter voucher | 0 | 0 | 0 | 0 | 0 |
| Host Home (non-crisis) | 0 | 0 | 0 | 0 | 0 |
| Subtotal | 5 | 5 | 0 | 0 | 0 |
| Institutional Settings | | | | | |
| Foster care home or group foster care home | 0 | 0 | 0 | 0 | 0 |
| Psychiatric hospital or other psychiatric facility | 0 | 0 | 0 | 0 | 0 |
| Substance abuse treatment facility or detox center | 0 | 0 | 0 | 0 | 0 |
| Hospital or other residential non-psychiatric medical facility | 0 | 0 | 0 | 0 | 0 |
| Jail, prison, or juvenile detention facility | 0 | 0 | 0 | 0 | 0 |
| Long-term care facility or nursing home | 0 | 0 | 0 | 0 | 0 |
| Subtotal | 0 | 0 | 0 | 0 | 0 |
| Other Destinations | | | | | |
| Residential project or halfway house with no homeless criteria | 0 | 0 | 0 | 0 | 0 |
| Deceased | 0 | 0 | 0 | 0 | 0 |
| Other | 0 | 0 | 0 | 0 | 0 |
| Client Doesn't Know/Client Refused | 0 | 0 | 0 | 0 | 0 |
| Data Not Collected (no exit interview completed) | 0 | 0 | 0 | 0 | 0 |
| Subtotal | 0 | 0 | 0 | 0 | 0 |
| Total | 9 | 9 | 0 | 0 | 0 |
| Total persons exiting to positive housing destinations | 4 | 4 | 0 | 0 | 0 |
| Total persons whose destinations excluded them from the calculation | 0 | 0 | 0 | 0 | 0 |
| Percentage | 44.44% | 44.44% | 0 | 0 | 0 |

Numbers in *green italics* have been recalculated or weighted based on available totals.

Q24: Homelessness Prevention Housing Assessment at Exit

| | Total | Without Childer | With Childen and Adults | With Only Childer | Unknown Household Type |
|--|----------|-----------------|-------------------------|-------------------|------------------------|
| Able to maintain the housing they had at project start—Without a subsidy | 0 | 0 | 0 | 0 | 0 |
| Able to maintain the housing they had at project start—With the subsidy they had at project start | 0 | 0 | 0 | 0 | 0 |
| Able to maintain the housing they had at project start—With an on-going subsidy acquired since project start | 0 | 0 | 0 | 0 | 0 |
| Able to maintain the housing they had at project start—Only with financial assistance other than a subsidy | 0 | 0 | 0 | 0 | 0 |
| Moved to new housing unit—With on-going subsidy | 0 | 0 | 0 | 0 | 0 |
| Moved to new housing unit—Without an on-going subsidy | 0 | 0 | 0 | 0 | 0 |
| Moved in with family/friends on a temporary basis | 1 | 1 | 0 | 0 | 0 |
| Moved in with family/friends on a permanent basis | 0 | 0 | 0 | 0 | 0 |
| Moved to a transitional or temporary housing facility or program | 0 | 0 | 0 | 0 | 0 |
| Client became homeless – moving to a shelter or other place unfit for human habitation | 0 | 0 | 0 | 0 | 0 |
| Client went to jail/prison | 0 | 0 | 0 | 0 | 0 |
| Client died | 0 | 0 | 0 | 0 | 0 |
| Client doesn't know/Client refused | 0 | 0 | 0 | 0 | 0 |
| Data not collected (no exit interview completed) | 0 | 0 | 0 | 0 | 0 |
| Total | 1 | 1 | 0 | 0 | 0 |

Q25a: Number of Veterans

| | Total | Without Childer | With Childen and Adults | Unknown Household Type |
|------------------------------------|-----------|-----------------|-------------------------|------------------------|
| Chronically Homeless Veteran | 2 | 2 | 0 | 0 |
| Non-Chronically Homeless Veteran | 8 | 8 | 0 | 0 |
| Not a Veteran | 16 | 3 | 13 | 0 |
| Client Doesn't Know/Client Refused | 0 | 0 | 0 | 0 |
| Data Not Collected | 53 | 24 | 29 | 0 |
| Total | 79 | 37 | 42 | 0 |

Q26b: Number of Chronically Homeless Persons by Household

| | Total | Without Childer | With Childen and Adults | With Only Childer | Unknown Household Type |
|------------------------------------|------------|-----------------|-------------------------|-------------------|------------------------|
| Chronically Homeless | 2 | 2 | 0 | 0 | 0 |
| Not Chronically Homeless | 129 | 30 | 99 | 0 | 0 |
| Client Doesn't Know/Client Refused | 0 | 0 | 0 | 0 | 0 |
| Data Not Collected | 6 | 5 | 1 | 0 | 0 |
| Total | 137 | 37 | 100 | 0 | 0 |



ESG-CV Report Aggregator 2.0

This report uses data from the ESG-CV reports submitted to HUD. You must have already submitted your report to HUD for the data to be generated. If you have access to multiple ESG-CV recipients, please note that aggregating the full report over many recipients may take several minutes.

To generate a report

1. Select the recipient or multiple recipients (hold CTRL key to select more than one)
2. Select one reporting period
3. Select whether you want to generate the data from the quarterly report or from the cumulative report which was submitted on the reporting period selected
4. Select the component type. You may select all, only one, or hold CTRL key down and select more than one
5. Select the section of the CSV upload you want to report. You may select all, only one, or hold CTRL key down and select more than one

Report criteria

Recipient - ESG Grant (1 selected) Search this list: Selected: ESG: Moreno Valley - CA

TIP: Hold down the CTRL key on the keyboard and click with the mouse in order to select more than one Recipient - ESG Grant.

Use data from this period: Quarterly or cumulative: ESG-CV Component Type:

View report as Aggregate / summary Details / data Both aggregate and details

Report Date Range: 10/1/2021 to 12/31/2021 Using Quarterly Bundle Uploads

Grant List Showing 1 to 4 of 4 entries Show entries Filter:

| Jurisdiction | Type | Start Date | End Date | Current Status | Component Type | Count of Projects |
|--------------|--------|------------|------------|----------------|-------------------------|-------------------|
| | ESG-CV | 10/1/2021 | 12/31/2021 | Accepted | Emergency Shelter (CV) | 1 |
| | ESG-CV | 10/1/2021 | 12/31/2021 | Accepted | Homelessness Prevention | 4 |
| | ESG-CV | 10/1/2021 | 12/31/2021 | Accepted | PH - Rapid Re-Housing | 2 |
| | ESG-CV | 10/1/2021 | 12/31/2021 | Accepted | Street Outreach | 2 |

Showing 1 to 4 of 4 entries Show entries Previous Next

Q04a: Project Identifiers in HMIS
 Please select details mode in the filters above to see Q4 information.

CAPER-CSV uploads containing multiple project rows in Q4 will display as separate rows here using the same value in Project Info Row ID.

Q05a: Report Validations Table

| | |
|---|-----|
| Total Number of Persons Served | 131 |
| Number of Adults (Age 18 or Over) | 74 |
| Number of Children (Under Age 18) | 57 |
| Number of Persons with Unknown Age | 0 |
| Number of Leavers | 6 |
| Number of Adult Leavers | 4 |
| Number of Adult and Head of Household Leavers | 4 |
| Number of Stayers | 125 |
| Number of Adult Stayers | 70 |
| Number of Veterans | 4 |
| Number of Chronically Homeless Persons | 0 |
| Number of Youth Under Age 25 | 0 |
| Number of Parenting Youth Under Age 25 with Children | 0 |
| Number of Adult Heads of Household | 46 |
| Number of Child and Unknown-Age Heads of Household | 0 |
| Heads of Households and Adult Stayers in the Project 365 Days or More | 67 |

Q06a: Data Quality: Personally Identifying Information (PII)

| Data Element | Client Doesn't Know/Refused | Information Missing | Data Issues | Total | % of Error Rate |
|------------------------|-----------------------------|---------------------|-------------|-------|-----------------|
| Name | 0 | 3 | 0 | 3 | 2.29% |
| Social Security Number | 46 | 4 | 0 | 50 | 38.17% |
| Date of Birth | 0 | 0 | 4 | 4 | 3.05% |
| Race | 0 | 54 | 0 | 54 | 41.22% |
| Ethnicity | 0 | 3 | 0 | 3 | 2.29% |
| Gender | 0 | 0 | 0 | 0 | 0% |
| Overall Score | | | | 75 | 57.25% |

Numbers in *green italics* have been recalculated or weighted based on available totals.

Q06b: Data Quality: Universal Data Elements

| Data Element | Error Count | % of Error Rate |
|-----------------------------------|-------------|-----------------|
| Veteran Status | 54 | 72.97% |
| Project Start Date | 0 | 0% |
| Relationship to Head of Household | 0 | 0% |
| Client Location | 0 | 0% |
| Disabling Condition | 19 | 14.50% |

Numbers in *green italics* have been recalculated or weighted based on available totals.

Q06c: Data Quality: Income and Housing Data Quality

| Data Element | Error Count | % of Error Rate |
|---|-------------|-----------------|
| Destination | 0 | 0% |
| Income and Sources at Start | 10 | 13.51% |
| Income and Sources at Annual Assessment | 67 | 100.00% |
| Income and Sources at Exit | 0 | 0% |

Numbers in *green italics* have been recalculated or weighted based on available totals.

Q06d: Data Quality: Chronic Homelessness

| Entering into project type | Count of Total Records | Missing Time in Institution | Missing Time in Housing | Approximate Date Started DK/R/missing | Number of Times DK/R/missing | Number of Months DK/R/missing | % of Records Unable to Calculate |
|----------------------------|------------------------|-----------------------------|-------------------------|---------------------------------------|------------------------------|-------------------------------|----------------------------------|
| ES, SH, Street Outreach | 1 | 0 | 0 | 0 | 0 | 0 | 0 |
| TH | 0 | 0 | 0 | 0 | 0 | 0 | 0 |
| PH (All) | 0 | 0 | 0 | 0 | 0 | 0 | 0 |
| Total | 1 | 0 | 0 | 0 | 0 | 0 | 0 |

Numbers in *green italics* have been recalculated or weighted based on available totals.

Q06e: Data Quality: Timeliness

| Time for Record Entry | Number of Project Start Records | Number of Project Exit Records |
|-----------------------|---------------------------------|--------------------------------|
| 0 days | 0 | 6 |
| 1-3 Days | 0 | 0 |
| 4-6 Days | 0 | 0 |
| 7-10 Days | 0 | 0 |
| 11+ Days | 2 | 0 |

Q06f: Data Quality: Inactive Records: Street Outreach & Emergency Shelter

| Data Element | # of Records | # of Inactive Records | % of Inactive Records |
|--|--------------|-----------------------|-----------------------|
| Contact (Adults and Heads of Household in Street Outreach or ES - NBN) | 1 | 1 | 100.00% |
| Bed Night (All Clients in ES - NBN) | 0 | 0 | 0 |

Numbers in *green italics* have been recalculated or weighted based on available totals.

Q07a: Number of Persons Served

| | Total | Without Children | With Children and Adults | With Only Children | Unknown Household Type |
|---|-------|------------------|--------------------------|--------------------|------------------------|
| Adults | 74 | 31 | 43 | 0 | 0 |
| Children | 57 | 0 | 57 | 0 | 0 |
| Client Doesn't Know/ Client Refused | 0 | 0 | 0 | 0 | 0 |
| Data Not Collected | 0 | 0 | 0 | 0 | 0 |
| Total | 131 | 31 | 100 | 0 | 0 |
| For PSH & RRH – the total persons served who moved into housing | 0 | 0 | 0 | 0 | 0 |

Q07b: Point-in-Time Count of Persons on the Last Wednesday

| | Total | Without Children | With Children and Adults | With Only Children | Unknown Household Type |
|---------|-------|------------------|--------------------------|--------------------|------------------------|
| January | 0 | 0 | 0 | 0 | 0 |
| April | 0 | 0 | 0 | 0 | 0 |
| July | 0 | 0 | 0 | 0 | 0 |
| October | 131 | 31 | 100 | 0 | 0 |

Q08a: Households Served

| | Total | Without Children | With Children and Adults | With Only Children | Unknown Household Type |
|--|-------|------------------|--------------------------|--------------------|------------------------|
| Total Households | 46 | 20 | 26 | 0 | 0 |
| For PSH & RRH – the total households served who moved into housing | 0 | 0 | 0 | 0 | 0 |

Q08b: Point-in-Time Count of Households on the Last Wednesday

| | Total | Without Children | With Children and Adults | With Only Children | Unknown Household Type |
|---------|-------|------------------|--------------------------|--------------------|------------------------|
| January | 0 | 0 | 0 | 0 | 0 |
| April | 0 | 0 | 0 | 0 | 0 |
| July | 0 | 0 | 0 | 0 | 0 |
| October | 46 | 20 | 26 | 0 | 0 |

Q09a: Number of Persons Contacted

| Number of Persons Contacted | All Persons Contacted | First contact – NCT staying on the Streets, ES, or SH | First contact – WAS staying on Streets, ES, or SH | First contact – Worker unable to determine |
|-----------------------------|-----------------------|---|---|--|
| Once | 1 | 0 | 0 | 1 |
| 2-5 Times | 0 | 0 | 0 | 0 |
| 6-9 Times | 0 | 0 | 0 | 0 |
| 10+ Times | 0 | 0 | 0 | 0 |
| Total Persons Contacted | 1 | 0 | 0 | 1 |

Q09b: Number of Persons Engaged

| Number of Persons Engaged | All Persons Contacted | First contact – NCT staying on the Streets, ES, or SH | First contact – WAS staying on Streets, ES, or SH | First contact – Worker unable to determine |
|---------------------------|-----------------------|---|---|--|
| Once | 0 | 0 | 0 | 0 |
| 2-5 Contacts | 0 | 0 | 0 | 0 |
| 6-9 Contacts | 0 | 0 | 0 | 0 |
| 10+ Contacts | 0 | 0 | 0 | 0 |
| Total Persons Engaged | 0 | 0 | 0 | 0 |
| Rate of Engagement | 0% | 0 | 0 | 0% |

Numbers in *green italics* have been recalculated or weighted based on available totals.

Q10a: Gender of Adults

| | Total | Without Children | With Children and Adults | Unknown Household Type |
|--------------------------------------|-------|------------------|--------------------------|------------------------|
| Male | 26 | 15 | 11 | 0 |
| Female | 48 | 16 | 32 | 0 |
| No Single Gender | 0 | 0 | 0 | 0 |
| Questioning | 0 | 0 | 0 | 0 |
| Transgender | 0 | 0 | 0 | 0 |
| Client Doesn't Know/Client Refused | 0 | 0 | 0 | 0 |
| Data Not Collected | 0 | 0 | 0 | 0 |
| Total | 74 | 31 | 43 | 0 |
| Trans Female (MTF or Male to Female) | | | | |
| Trans Male (FTM or Female to Male) | | | | |

Effective 10/1/2021, this table contains a consolidated Transgender row which includes the sum of data from the previously separate Transgender rows, tagged with

Q10b: Gender of Children

| | Total | With Children and Adults | With Only Children | Unknown Household Type |
|--------------------------------------|-------|--------------------------|--------------------|------------------------|
| Male | 23 | 23 | 0 | 0 |
| Female | 34 | 34 | 0 | 0 |
| No Single Gender | 0 | 0 | 0 | 0 |
| Questioning | 0 | 0 | 0 | 0 |
| Transgender | 0 | 0 | 0 | 0 |
| Client Doesn't Know/Client Refused | 0 | 0 | 0 | 0 |
| Data Not Collected | 0 | 0 | 0 | 0 |
| Total | 57 | 57 | 0 | 0 |
| Trans Female (MTF or Male to Female) | | | | |
| Trans Male (FTM or Female to Male) | | | | |

Effective 10/1/2021, this table contains a consolidated Transgender row which includes the sum of data from the previously separate Transgender rows, tagged with

Q10c: Gender of Persons Missing Age Information

| | Total | Without Children | With Children and Adults | With Only Children | Unknown Household Type |
|--------------------------------------|-------|------------------|--------------------------|--------------------|------------------------|
| Male | 0 | 0 | 0 | 0 | 0 |
| Female | 0 | 0 | 0 | 0 | 0 |
| No Single Gender | 0 | 0 | 0 | 0 | 0 |
| Questioning | 0 | 0 | 0 | 0 | 0 |
| Transgender | 0 | 0 | 0 | 0 | 0 |
| Client Doesn't Know/Client Refused | 0 | 0 | 0 | 0 | 0 |
| Data Not Collected | 0 | 0 | 0 | 0 | 0 |
| Total | 0 | 0 | 0 | 0 | 0 |
| Trans Female (MTF or Male to Female) | | | | | |
| Trans Male (FTM or Female to Male) | | | | | |

Effective 10/1/2021, this table contains a consolidated Transgender row which includes the sum of data from the previously separate Transgender rows, tagged with .

Q10d: Gender by Age Ranges

| | Total | Under Age 18 | Age 18-24 | Age 25-61 | Age 62 and over | Client Doesn't Know/ Client Refused | Data Not Collected |
|--------------------------------------|-------|--------------|-----------|-----------|-----------------|-------------------------------------|--------------------|
| Male | 49 | 23 | 5 | 19 | 2 | 0 | 0 |
| Female | 82 | 34 | 6 | 39 | 3 | 0 | 0 |
| No Single Gender | 0 | 0 | 0 | 0 | 0 | 0 | 0 |
| Questioning | 0 | 0 | 0 | 0 | 0 | 0 | 0 |
| Transgender | 0 | 0 | 0 | 0 | 0 | 0 | 0 |
| Client Doesn't Know/Client Refused | 0 | 0 | 0 | 0 | 0 | 0 | 0 |
| Data Not Collected | 0 | 0 | 0 | 0 | 0 | 0 | 0 |
| Total | 131 | 57 | 11 | 58 | 5 | 0 | 0 |
| Trans Female (MTF or Male to Female) | | | | | | | |
| Trans Male (FTM or Female to Male) | | | | | | | |

Effective 10/1/2021, this table contains a consolidated Transgender row which includes the sum of data from the previously separate Transgender rows, tagged with .

Q11: Age

| | Total | Without Children | With Children and Adults | With Only Children | Unknown Household Type |
|------------------------------------|-------|------------------|--------------------------|--------------------|------------------------|
| Under 5 | 11 | 0 | 11 | 0 | 0 |
| 5 - 12 | 33 | 0 | 33 | 0 | 0 |
| 13 - 17 | 13 | 0 | 13 | 0 | 0 |
| 18 - 24 | 11 | 4 | 7 | 0 | 0 |
| 25 - 34 | 22 | 8 | 14 | 0 | 0 |
| 35 - 44 | 13 | 4 | 9 | 0 | 0 |
| 45 - 54 | 16 | 5 | 11 | 0 | 0 |
| 55 - 61 | 7 | 5 | 2 | 0 | 0 |
| 62+ | 5 | 5 | 0 | 0 | 0 |
| Client Doesn't Know/Client Refused | 0 | 0 | 0 | 0 | 0 |
| Data Not Collected | 0 | 0 | 0 | 0 | 0 |
| Total | 131 | 31 | 100 | 0 | 0 |

Q12a: Race

| | Total | Without Children | With Children and Adults | With Only Children | Unknown Household Type |
|---|-------|------------------|--------------------------|--------------------|------------------------|
| White | 19 | 4 | 15 | 0 | 0 |
| Black, African American, or African | 58 | 20 | 38 | 0 | 0 |
| Asian or Asian American | 0 | 0 | 0 | 0 | 0 |
| American Indian, Alaska Native, or Indigenous | 0 | 0 | 0 | 0 | 0 |
| Native Hawaiian or Pacific Islander | 0 | 0 | 0 | 0 | 0 |
| Multiple Races | 0 | 0 | 0 | 0 | 0 |
| Client Doesn't Know/Client Refused | 0 | 0 | 0 | 0 | 0 |
| Data Not Collected | 54 | 7 | 47 | 0 | 0 |
| Total | 131 | 31 | 100 | 0 | 0 |

Q12b: Ethnicity

| | Total | Without Children | With Children and Adults | With Only Children | Unknown Household Type |
|------------------------------------|-------|------------------|--------------------------|--------------------|------------------------|
| Non-Hispanic/Non-Latin(a)(o)(x) | 70 | 24 | 46 | 0 | 0 |
| Hispanic/Latin(a)(o)(x) | 58 | 7 | 51 | 0 | 0 |
| Client Doesn't Know/Client Refused | 0 | 0 | 0 | 0 | 0 |
| Data Not Collected | 3 | 0 | 3 | 0 | 0 |
| Total | 131 | 31 | 100 | 0 | 0 |

Q13a1: Physical and Mental Health Conditions at Entry

| | Total Persons | Without Children | Adults in HH with Children & Adults | Children in HH with Children & Adults | With Children and Adults | With Only Children | Unknown Household Type |
|---|---------------|------------------|-------------------------------------|---------------------------------------|--------------------------|--------------------|------------------------|
| Mental Health Disorder | 4 | 3 | 1 | 0 | | 0 | 0 |
| Alcohol Use Disorder | | | | | | | |
| Drug Use Disorder | 1 | 1 | 0 | 0 | | 0 | 0 |
| Both Alcohol Use and Drug Use Disorders | | | | | | | |
| Chronic Health Condition | 11 | 8 | 3 | 0 | | 0 | 0 |
| HIV/AIDS | | | | | | | |
| Developmental Disability | 2 | 0 | 1 | 1 | | 0 | 0 |
| Physical Disability | 6 | 6 | 0 | 0 | | 0 | 0 |

The "With Children and Adults" column is retired as of 10/1/2019 and replaced with the columns "Adults in HH with Children & Adults" and "Children in HH with Children & Adults".

Q13b1: Physical and Mental Health Conditions at Exit

| | Total Persons | Without Children | Adults in HH with Children & Adults | Children in HH with Children & Adults | With Children and Adults | With Only Children | Unknown Household Type |
|---|---------------|------------------|-------------------------------------|---------------------------------------|--------------------------|--------------------|------------------------|
| Mental Health Disorder | | | | | | | |
| Alcohol Use Disorder | | | | | | | |
| Drug Use Disorder | | | | | | | |
| Both Alcohol Use and Drug Use Disorders | | | | | | | |
| Chronic Health Condition | 1 | 1 | 0 | 0 | | 0 | 0 |
| HIV/AIDS | | | | | | | |
| Developmental Disability | 2 | 0 | 1 | 1 | | 0 | 0 |
| Physical Disability | 1 | 1 | 0 | 0 | | 0 | 0 |

The "With Children and Adults" column is retired as of 10/1/2019 and replaced with the columns "Adults in HH with Children & Adults" and "Children in HH with Children & Adults".

Q13c1: Physical and Mental Health Conditions for Stayers

| | Total Persons | Without Children | Adults in HH with Children & Adults | Children in HH with Children & Adults | With Children and Adults | With Only Children | Unknown Household Type |
|---|---------------|------------------|-------------------------------------|---------------------------------------|--------------------------|--------------------|------------------------|
| Mental Health Disorder | 4 | 3 | 1 | 0 | | 0 | 0 |
| Alcohol Use Disorder | | | | | | | |
| Drug Use Disorder | 1 | 1 | 0 | 0 | | 0 | 0 |
| Both Alcohol Use and Drug Use Disorders | | | | | | | |
| Chronic Health Condition | 10 | 7 | 3 | 0 | | 0 | 0 |
| HIV/AIDS | | | | | | | |
| Developmental Disability | | | | | | | |
| Physical Disability | 5 | 5 | 0 | 0 | | 0 | 0 |

The "With Children and Adults" column is retired as of 10/1/2019 and replaced with the columns "Adults in HH with Children & Adults" and "Children in HH with Children & Adults".


Q14a: Domestic Violence History


| | Total | Without Children | With Children and Adults | With Only Children | Unknown Household Type |
|------------------------------------|-------|------------------|--------------------------|--------------------|------------------------|
| Yes | 8 | 1 | 7 | 0 | 0 |
| No | 55 | 24 | 31 | 0 | 0 |
| Client Doesn't Know/Client Refused | 0 | 0 | 0 | 0 | 0 |
| Data Not Collected | 11 | 6 | 5 | 0 | 0 |
| Total | 74 | 31 | 43 | 0 | 0 |

Q14b: Persons Fleeing Domestic Violence

| | Total | Without Children | With Children and Adults | With Only Children | Unknown Household Type |
|------------------------------------|-------|------------------|--------------------------|--------------------|------------------------|
| Yes | 0 | 0 | 0 | 0 | 0 |
| No | 6 | 0 | 6 | 0 | 0 |
| Client Doesn't Know/Client Refused | 0 | 0 | 0 | 0 | 0 |
| Data Not Collected | 2 | 1 | 1 | 0 | 0 |
| Total | 8 | 1 | 7 | 0 | 0 |

Q15: Living Situation

| | Total | Without Children | With Children and Adults | With Only Children | Unknown Household Type |
|---|-----------|------------------|--------------------------|--------------------|------------------------|
| Homeless Situations | | | | | |
| Emergency shelter, including hotel or motel paid for with emergency shelter voucher | 1 | 1 | 0 | 0 | 0 |
| Transitional housing for homeless persons (including homeless youth) | 0 | 0 | 0 | 0 | 0 |
| Place not meant for habitation | 0 | 0 | 0 | 0 | 0 |
| Safe Haven | 0 | 0 | 0 | 0 | 0 |
| Host Home (non-crisis) | 3 | 1 | 2 | 0 | 0 |
| Interim Housing  | | | | | |
| Subtotal | 4 | 2 | 2 | 0 | 0 |
| Institutional Settings | | | | | |
| Psychiatric hospital or other psychiatric facility | 0 | 0 | 0 | 0 | 0 |
| Substance abuse treatment facility or detox center | 0 | 0 | 0 | 0 | 0 |
| Hospital or other residential non-psychiatric medical facility | 0 | 0 | 0 | 0 | 0 |
| Jail, prison or juvenile detention facility | 0 | 0 | 0 | 0 | 0 |
| Foster care home or foster care group home | 0 | 0 | 0 | 0 | 0 |
| Long-term care facility or nursing home | 0 | 0 | 0 | 0 | 0 |
| Residential project or halfway house with no homeless criteria | 0 | 0 | 0 | 0 | 0 |
| Subtotal | 0 | 0 | 0 | 0 | 0 |
| Other Locations | | | | | |
| Permanent housing (other than RRH) for formerly homeless persons | 0 | 0 | 0 | 0 | 0 |
| Owned by client, no ongoing housing subsidy | 0 | 0 | 0 | 0 | 0 |
| Owned by client, with ongoing housing subsidy | 1 | 1 | 0 | 0 | 0 |
| Rental by client, with RRH or equivalent subsidy | 0 | 0 | 0 | 0 | 0 |
| Rental by client, with HCV voucher (tenant or project based) | 1 | 1 | 0 | 0 | 0 |
| Rental by client in a public housing unit | 0 | 0 | 0 | 0 | 0 |
| Rental by client, no ongoing housing subsidy | 55 | 19 | 36 | 0 | 0 |
| Rental by client, with VASH subsidy | 1 | 1 | 0 | 0 | 0 |
| Rental by client with GPD TIP subsidy | 0 | 0 | 0 | 0 | 0 |
| Rental by client, with other housing subsidy | 1 | 1 | 0 | 0 | 0 |
| Hotel or motel paid for without emergency shelter voucher | 0 | 0 | 0 | 0 | 0 |
| Staying or living in a friend's room, apartment or house | 1 | 0 | 1 | 0 | 0 |
| Staying or living in a family member's room, apartment or house | 1 | 1 | 0 | 0 | 0 |
| Client Doesn't Know/Client Refused | 0 | 0 | 0 | 0 | 0 |
| Data Not Collected | 9 | 5 | 4 | 0 | 0 |
| Subtotal | 70 | 29 | 41 | 0 | 0 |
| Total | 74 | 31 | 43 | 0 | 0 |

 Interim housing is retired as of 10/1/2019.

Q16: Cash Income - Ranges

| | Income at Start | Income at Latest Annual Assessment for Stayers | Income at Exit for Leavers |
|---|-----------------|--|----------------------------|
| No income | 22 | 0 | 2 |
| \$1 - \$150 | 0 | 0 | 0 |
| \$151 - \$250 | 1 | 0 | 0 |
| \$251 - \$500 | 1 | 0 | 1 |
| \$501 - \$1000 | 13 | 0 | 0 |
| \$1,001 - \$1,500 | 8 | 0 | 0 |
| \$1,501 - \$2,000 | 14 | 0 | 1 |
| \$2,001+ | 5 | 0 | 0 |
| Client Doesn't Know/Client Refused | 0 | 0 | 0 |
| Data Not Collected | 10 | 0 | 0 |
| Number of Adult Stayers Not Yet Required to Have an Annual Assessment | 0 | 3 | 0 |
| Number of Adult Stayers Without Required Annual Assessment | 0 | 67 | 0 |
| Total Adults | 74 | 70 | 4 |

Q17: Cash Income - Sources

| | Income at Start | Income at Latest Annual Assessment for Stayers | Income at Exit for Leavers |
|--|-----------------|--|----------------------------|
| Earned Income | 20 | 0 | 0 |
| Unemployment Insurance | 6 | 0 | 0 |
| SSI | 2 | 0 | 0 |
| SSDI | 7 | 0 | 1 |
| VA Service-Connected Disability Compensation | 1 | 0 | 1 |
| VA Non-Service Connected Disability Pension | 0 | 0 | 0 |
| Private Disability Insurance | 0 | 0 | 0 |
| Worker's Compensation | 1 | 0 | 0 |
| TANF or Equivalent | 1 | 0 | 0 |
| General Assistance | 5 | 0 | 0 |
| Retirement (Social Security) | 0 | 0 | 0 |
| Pension from Former Job | 1 | 0 | 0 |
| Child Support | 2 | 0 | 0 |
| Alimony (Spousal Support) | 0 | 0 | 0 |
| Other Source | 2 | 0 | 1 |
| Adults with Income Information at Start and Annual Assessment/Exit | 0 | 0 | 4 |

Q19b: Disabling Conditions and Income for Adults at Exit

| | AO: Adult with Disabling Condition | AO: Adult without Disabling Condition | AO: Total Adults | AO: % with Disabling Condition by Source | AC: Adult with Disabling Condition | AC: Adult without Disabling Condition | AC: Total Adults | AC: % with Disabling Condition by Source | UK: Adult with Disabling Condition | UK: Adult without Disabling Condition | UK: Total Adults | UK: % with Disabling Condition by Source |
|--|------------------------------------|---------------------------------------|------------------|--|------------------------------------|---------------------------------------|------------------|--|------------------------------------|---------------------------------------|------------------|--|
| Earned Income | 0 | 0 | 0 | 0 | 0 | 0 | 0 | 0 | 0 | 0 | 0 | 0 |
| Supplemental Security Income (SSI) | 0 | 0 | 0 | 0 | 0 | 0 | 0 | 0 | 0 | 0 | 0 | 0 |
| Social Security Disability Insurance (SSDI) | 1 | 0 | 1 | 100.00% | 0 | 0 | 0 | 0 | 0 | 0 | 0 | 0 |
| VA Service-Connected Disability Compensation | 1 | 0 | 1 | 100.00% | 0 | 0 | 0 | 0 | 0 | 0 | 0 | 0 |
| Private Disability Insurance | 0 | 0 | 0 | 0 | 0 | 0 | 0 | 0 | 0 | 0 | 0 | 0 |
| Worker's Compensation | 0 | 0 | 0 | 0 | 0 | 0 | 0 | 0 | 0 | 0 | 0 | 0 |
| Temporary Assistance for Needy Families (TANF) | 0 | 0 | 0 | 0 | 0 | 0 | 0 | 0 | 0 | 0 | 0 | 0 |
| Retirement Income from Social Security | 0 | 0 | 0 | 0 | 0 | 0 | 0 | 0 | 0 | 0 | 0 | 0 |
| Pension or retirement income from a former job | 0 | 0 | 0 | 0 | 0 | 0 | 0 | 0 | 0 | 0 | 0 | 0 |
| Child Support | 0 | 0 | 0 | 0 | 0 | 0 | 0 | 0 | 0 | 0 | 0 | 0 |
| Other source | 1 | 0 | 1 | 100.00% | 0 | 0 | 0 | 0 | 0 | 0 | 0 | 0 |
| No Sources | 0 | 0 | 0 | 0 | 1 | 1 | 2 | 50.00% | 0 | 0 | 0 | 0 |
| Unduplicated Total Adults | 2 | 0 | 2 | | 1 | 1 | 2 | | 0 | 0 | 0 | |

Numbers in *green italics* have been recalculated or weighted based on available totals.

Q20a: Type of Non-Cash Benefit Sources

| | Benefit at Start | Benefit at Latest Annual Assessment for Stayers | Benefit at Exit for Leavers |
|---|------------------|---|-----------------------------|
| Supplemental Nutritional Assistance Program | 17 | 0 | 3 |
| WIC | 3 | 0 | 0 |
| TANF Child Care Services | 0 | 0 | 0 |
| TANF Transportation Services | 0 | 0 | 0 |
| Other TANF-Funded Services | 0 | 0 | 0 |
| Other Source | 0 | 0 | 0 |

Q21: Health Insurance

| | At Start | At Annual Assessment for Stayers | At Exit for Leavers |
|---|----------|----------------------------------|---------------------|
| Medicaid | 12 | 0 | 5 |
| Medicare | 2 | 0 | 1 |
| State Children's Health Insurance Program | 2 | 0 | 0 |
| VA Medical Services | 3 | 0 | 2 |
| Employer Provided Health Insurance | 0 | 0 | 0 |
| Health Insurance Through COBRA | 0 | 0 | 0 |
| Private Pay Health Insurance | 0 | 0 | 0 |
| State Health Insurance for Adults | 55 | 0 | 0 |
| Indian Health Services Program | 0 | 0 | 0 |
| Other | 0 | 0 | 0 |
| No Health Insurance | 5 | 0 | 0 |
| Client Doesn't Know/Client Refused | 0 | 0 | 0 |
| Data Not Collected | 54 | 122 | 0 |
| Number of Stayers Not Yet Required to Have an Annual Assessment | 0 | 3 | 0 |
| 1 Source of Health Insurance | 71 | 0 | 5 |
| More than 1 Source of Health Insurance | 1 | 0 | 1 |

Q22a2: Length of Participation – ESG Projects

| | Total | Leavers | Stayers |
|--------------------------------|-------|---------|---------|
| 0 to 7 days | 0 | 0 | 0 |
| 8 to 14 days | 0 | 0 | 0 |
| 15 to 21 days | 1 | 1 | 0 |
| 22 to 30 days | 0 | 0 | 0 |
| 31 to 60 days | 0 | 0 | 0 |
| 61 to 90 days | 1 | 0 | 1 |
| 91 to 180 days | 1 | 1 | 0 |
| 181 to 365 days | 6 | 4 | 2 |
| 366 to 730 days (1-2 Yrs) | 122 | 0 | 122 |
| 731 to 1,095 days (2-3 Yrs) | 0 | 0 | 0 |
| 1,096 to 1,460 days (3-4 Yrs) | 0 | 0 | 0 |
| 1,461 to 1,825 days (4-5 Yrs) | 0 | 0 | 0 |
| More than 1,825 days (> 5 Yrs) | 0 | 0 | 0 |
| Data Not Collected | 0 | 0 | 0 |
| Total | 131 | 6 | 125 |

Q22c: Length of Time between Project Start Date and Housing Move-in Date (post 10/1/2018)

| | Total | Without Children | With Children and Adults | With Only Childier | Unknown Household Type |
|---|-------|------------------|--------------------------|--------------------|------------------------|
| 7 days or less | 0 | 0 | 0 | 0 | 0 |
| 8 to 14 days | 0 | 0 | 0 | 0 | 0 |
| 15 to 21 days | 0 | 0 | 0 | 0 | 0 |
| 22 to 30 days | 0 | 0 | 0 | 0 | 0 |
| 31 to 60 days | 0 | 0 | 0 | 0 | 0 |
| 61 to 180 days | 0 | 0 | 0 | 0 | 0 |
| 181 to 365 days | 0 | 0 | 0 | 0 | 0 |
| 366 to 730 days (1-2 Yrs) | 0 | 0 | 0 | 0 | 0 |
| Total (persons moved into housing) | 0 | 0 | 0 | 0 | 0 |
| Average length of time to housing | 0 | 0 | 0 | 0 | 0 |
| Persons who were exited without move-in | 0 | 0 | 0 | 0 | 0 |
| Total persons | 0 | 0 | 0 | 0 | 0 |

Numbers in *green italics* have been recalculated or weighted based on available totals.

Q22d: Length of Participation by Household Type

| | Total | Without Childier | With Children and Adults | With Only Childier | Unknown Household Type |
|--------------------------------|-------|------------------|--------------------------|--------------------|------------------------|
| 7 days or less | 0 | 0 | 0 | 0 | 0 |
| 8 to 14 days | 0 | 0 | 0 | 0 | 0 |
| 15 to 21 days | 1 | 1 | 0 | 0 | 0 |
| 22 to 30 days | 0 | 0 | 0 | 0 | 0 |
| 31 to 60 days | 0 | 0 | 0 | 0 | 0 |
| 61 to 90 days | 1 | 1 | 0 | 0 | 0 |
| 91 to 180 days | 1 | 1 | 0 | 0 | 0 |
| 181 to 365 days | 6 | 2 | 4 | 0 | 0 |
| 366 to 730 days (1-2 Yrs) | 122 | 26 | 96 | 0 | 0 |
| 731 to 1,095 days (2-3 Yrs) | 0 | 0 | 0 | 0 | 0 |
| 1,096 to 1,460 days (3-4 Yrs) | 0 | 0 | 0 | 0 | 0 |
| 1,461 to 1,825 days (4-5 Yrs) | 0 | 0 | 0 | 0 | 0 |
| More than 1,825 days (> 5 Yrs) | 0 | 0 | 0 | 0 | 0 |
| Data Not Collected | 0 | 0 | 0 | 0 | 0 |
| Total | 131 | 31 | 100 | 0 | 0 |

Q22e: Length of Time Prior to Housing - based on 3.917 Date Homelessness Started

| | Total | Without Children | With Children and Adults | With Only Children | Unknown Household Type |
|------------------------------------|-------|------------------|--------------------------|--------------------|------------------------|
| 7 days or less | 0 | 0 | 0 | 0 | 0 |
| 8 to 14 days | 0 | 0 | 0 | 0 | 0 |
| 15 to 21 days | 0 | 0 | 0 | 0 | 0 |
| 22 to 30 days | 0 | 0 | 0 | 0 | 0 |
| 31 to 60 days | 0 | 0 | 0 | 0 | 0 |
| 61 to 180 days | 0 | 0 | 0 | 0 | 0 |
| 181 to 365 days | 0 | 0 | 0 | 0 | 0 |
| 366 to 730 days (1-2 Yrs) | 0 | 0 | 0 | 0 | 0 |
| 731 days or more | 0 | 0 | 0 | 0 | 0 |
| Total (persons moved into housing) | 0 | 0 | 0 | 0 | 0 |
| Not yet moved into housing | 0 | 0 | 0 | 0 | 0 |
| Data not collected | 0 | 0 | 0 | 0 | 0 |
| Total persons | 0 | 0 | 0 | 0 | 0 |

Q23c: Exit Destination – All persons

| | Total | Without Children | With Children and Adults | With Only Children | Unknown Household Type |
|---|----------|------------------|--------------------------|--------------------|------------------------|
| Permanent Destinations | | | | | |
| Moved from one HOPWA funded project to HOPWA PH | 0 | 0 | 0 | 0 | 0 |
| Owned by client, no ongoing housing subsidy | 0 | 0 | 0 | 0 | 0 |
| Owned by client, with ongoing housing subsidy | 0 | 0 | 0 | 0 | 0 |
| Rental by client, no ongoing housing subsidy | 4 | 0 | 4 | 0 | 0 |
| Rental by client, with VASH housing subsidy | 1 | 1 | 0 | 0 | 0 |
| Rental by client, with GPD TIP housing subsidy | 0 | 0 | 0 | 0 | 0 |
| Rental by client, with other ongoing housing subsidy | 0 | 0 | 0 | 0 | 0 |
| Permanent housing (other than RRH) for formerly homeless persons | 0 | 0 | 0 | 0 | 0 |
| Staying or living with family, permanent tenure | 0 | 0 | 0 | 0 | 0 |
| Staying or living with friends, permanent tenure | 0 | 0 | 0 | 0 | 0 |
| Rental by client, with RRH or equivalent subsidy | 0 | 0 | 0 | 0 | 0 |
| Rental by client, with HCV voucher (tenant or project based) | 1 | 1 | 0 | 0 | 0 |
| Rental by client in a public housing unit | 0 | 0 | 0 | 0 | 0 |
| Subtotal | 6 | 2 | 4 | 0 | 0 |
| Temporary Destinations | | | | | |
| Emergency shelter, including hotel or motel paid for with emergency shelter voucher | 0 | 0 | 0 | 0 | 0 |
| Moved from one HOPWA funded project to HOPWA TH | 0 | 0 | 0 | 0 | 0 |
| Transitional housing for homeless persons (including homeless youth) | 0 | 0 | 0 | 0 | 0 |
| Staying or living with family, temporary tenure (e.g. room, apartment or house) | 0 | 0 | 0 | 0 | 0 |
| Staying or living with friends, temporary tenure (e.g. room, apartment or house) | 0 | 0 | 0 | 0 | 0 |
| Place not meant for habitation (e.g., a vehicle, an abandoned building, bus/train/subway station/airport or anywhere outside) | 0 | 0 | 0 | 0 | 0 |
| Safe Haven | 0 | 0 | 0 | 0 | 0 |
| Hotel or motel paid for without emergency shelter voucher | 0 | 0 | 0 | 0 | 0 |
| Host Home (non-crisis) | 0 | 0 | 0 | 0 | 0 |
| Subtotal | 0 | 0 | 0 | 0 | 0 |
| Institutional Settings | | | | | |
| Foster care home or group foster care home | 0 | 0 | 0 | 0 | 0 |
| Psychiatric hospital or other psychiatric facility | 0 | 0 | 0 | 0 | 0 |
| Substance abuse treatment facility or detox center | 0 | 0 | 0 | 0 | 0 |
| Hospital or other residential non-psychiatric medical facility | 0 | 0 | 0 | 0 | 0 |
| Jail, prison, or juvenile detention facility | 0 | 0 | 0 | 0 | 0 |
| Long-term care facility or nursing home | 0 | 0 | 0 | 0 | 0 |
| Subtotal | 0 | 0 | 0 | 0 | 0 |
| Other Destinations | | | | | |
| Residential project or halfway house with no homeless criteria | 0 | 0 | 0 | 0 | 0 |
| Deceased | 0 | 0 | 0 | 0 | 0 |
| Other | 0 | 0 | 0 | 0 | 0 |
| Client Doesn't Know/Client Refused | 0 | 0 | 0 | 0 | 0 |
| Data Not Collected (no exit interview completed) | 0 | 0 | 0 | 0 | 0 |
| Subtotal | 0 | 0 | 0 | 0 | 0 |
| Total | 6 | 2 | 4 | 0 | 0 |
| Total persons exiting to positive housing destinations | 0 | 0 | 0 | 0 | 0 |
| Total persons whose destinations excluded them from the calculation | 0 | 0 | 0 | 0 | 0 |
| Percentage | 0% | 0% | 0% | 0 | 0 |

Numbers in *green italics* have been recalculated or weighted based on available totals.

Q24: Homelessness Prevention Housing Assessment at Exit

| | Total | Without Children | With Children and Adults | With Only Children | Unknown Household Type |
|---|----------|------------------|--------------------------|--------------------|------------------------|
| Able to maintain the housing they had at project start--Without a subsidy | 4 | 0 | 4 | 0 | 0 |
| Able to maintain the housing they had at project start--With the subsidy they had at project start | 0 | 0 | 0 | 0 | 0 |
| Able to maintain the housing they had at project start--With an on-going subsidy acquired since project start | 2 | 2 | 0 | 0 | 0 |
| Able to maintain the housing they had at project start--Only with financial assistance other than a subsidy | 0 | 0 | 0 | 0 | 0 |
| Moved to new housing unit--With on-going subsidy | 0 | 0 | 0 | 0 | 0 |
| Moved to new housing unit--Without an on-going subsidy | 0 | 0 | 0 | 0 | 0 |
| Moved in with family/friends on a temporary basis | 0 | 0 | 0 | 0 | 0 |
| Moved in with family/friends on a permanent basis | 0 | 0 | 0 | 0 | 0 |
| Moved to a transitional or temporary housing facility or program | 0 | 0 | 0 | 0 | 0 |
| Client became homeless -- moving to a shelter or other place unfit for human habitation | 0 | 0 | 0 | 0 | 0 |
| Client went to jail/prison | 0 | 0 | 0 | 0 | 0 |
| Client died | 0 | 0 | 0 | 0 | 0 |
| Client doesn't know/Client refused | 0 | 0 | 0 | 0 | 0 |
| Data not collected (no exit interview completed) | 0 | 0 | 0 | 0 | 0 |
| Total | 6 | 2 | 4 | 0 | 0 |

Q25a: Number of Veterans

| | Total | Without Children | With Children and Adults | Unknown Household Type |
|------------------------------------|-----------|------------------|--------------------------|------------------------|
| Chronically Homeless Veteran | 0 | 0 | 0 | 0 |
| Non-Chronically Homeless Veteran | 4 | 4 | 0 | 0 |
| Not a Veteran | 16 | 3 | 13 | 0 |
| Client Doesn't Know/Client Refused | 0 | 0 | 0 | 0 |
| Data Not Collected | 54 | 24 | 30 | 0 |
| Total | 74 | 31 | 43 | 0 |

Q26b: Number of Chronically Homeless Persons by Household

| | Total | Without Children | With Children and Adults | With Only Children | Unknown Household Type |
|------------------------------------|------------|------------------|--------------------------|--------------------|------------------------|
| Chronically Homeless | 0 | 0 | 0 | 0 | 0 |
| Not Chronically Homeless | 126 | 26 | 100 | 0 | 0 |
| Client Doesn't Know/Client Refused | 0 | 0 | 0 | 0 | 0 |
| Data Not Collected | 5 | 5 | 0 | 0 | 0 |
| Total | 131 | 31 | 100 | 0 | 0 |



ESG-CV Report Aggregator 2.0

This report uses data from the ESG-CV reports submitted to HUD. You must have already submitted your report to HUD for the data to be generated. If you have access to multiple ESG-CV recipients, please note that aggregating the full report over many recipients may take several minutes.

To generate a report

1. Select the recipient or multiple recipients (hold CTRL key to select more than one)
2. Select one reporting period
3. Select whether you want to generate the data from the quarterly report or from the cumulative report which was submitted on the reporting period selected
4. Select the component type. You may select all, only one, or hold CTRL key down and select more than one
5. Select the section of the CSV upload you want to report. You may select all, only one, or hold CTRL key down and select more than one

Report criteria

Recipient - ESG Grant (1 selected) Search this list: Selected: ESG: Moreno Valley - CA

TIP: Hold down the CTRL key on the keyboard and click with the mouse in order to select more than one Recipient - ESG Grant.

Use data from this period
Quarterly or cumulative
ESG-CV Component Type
 TIP: Hold down the CTRL key on the keyboard and click with the mouse in order to select more than one choice.

View report as Aggregate / summary Details / data Both aggregate and details

Report Date Range 1/1/2022 to 3/31/2022 Using Quarterly Bundle Uploads

Grant List

Showing 1 to 4 of 4 entries Show entries Filter:

| Jurisdiction | Type | Start Date | End Date | Current Status | Component Type | Count of Projects |
|--------------|--------|------------|-----------|----------------|-------------------------|-------------------|
| | ESG-CV | 1/1/2022 | 3/31/2022 | Accepted | Emergency Shelter (CV) | 2 |
| | ESG-CV | 1/1/2022 | 3/31/2022 | Accepted | Homelessness Prevention | 4 |
| | ESG-CV | 1/1/2022 | 3/31/2022 | Accepted | PH - Rapid Re-Housing | 2 |
| | ESG-CV | 1/1/2022 | 3/31/2022 | Accepted | Street Outreach | 2 |

Showing 1 to 4 of 4 entries Show entries Previous Next

Q04a: Project Identifiers in HMIS

Please select details mode in the filters above to see Q4 information.

CAPER-CSV uploads containing multiple project rows in Q4 will display as separate rows here using the same value in Project Info Row ID.

Q05a: Report Validations Table

| | |
|---|-----|
| Total Number of Persons Served | 151 |
| Number of Adults (Age 18 or Over) | 96 |
| Number of Children (Under Age 18) | 55 |
| Number of Persons with Unknown Age | 0 |
| Number of Leavers | 0 |
| Number of Adult Leavers | 0 |
| Number of Adult and Head of Household Leavers | 0 |
| Number of Stayers | 151 |
| Number of Adult Stayers | 96 |
| Number of Veterans | 2 |
| Number of Chronically Homeless Persons | 1 |
| Number of Youth Under Age 25 | 3 |
| Number of Parenting Youth Under Age 25 with Children | 0 |
| Number of Adult Heads of Household | 68 |
| Number of Child and Unknown-Age Heads of Household | 0 |
| Heads of Households and Adult Stayers in the Project 365 Days or More | 68 |

Q06a: Data Quality: Personally Identifying Information (PII)

| Data Element | Client Doesn't Know/Refused | Information Missing | Data Issues | Total | % of Error Rate |
|------------------------|-----------------------------|---------------------|-------------|-------|-----------------|
| Name | 0 | 3 | 0 | 3 | 1.99% |
| Social Security Number | 46 | 6 | 0 | 52 | 34.44% |
| Date of Birth | 0 | 0 | 6 | 6 | 3.97% |
| Race | 0 | 60 | 0 | 60 | 39.74% |
| Ethnicity | 0 | 8 | 0 | 8 | 5.30% |
| Gender | 0 | 0 | 0 | 0 | 0% |
| Overall Score | | | | 86 | 56.95% |

Numbers in *green italics* have been recalculated or weighted based on available totals.

Q06b: Data Quality: Universal Data Elements

| Data Element | Error Count | % of Error Rate |
|-----------------------------------|-------------|-----------------|
| Veteran Status | 55 | 57.29% |
| Project Start Date | 0 | 0% |
| Relationship to Head of Household | 3 | 1.99% |
| Client Location | 0 | 0% |
| Disabling Condition | 23 | 15.23% |

Numbers in *green italics* have been recalculated or weighted based on available totals.

Q06c: Data Quality: Income and Housing Data Quality

| Data Element | Error Count | % of Error Rate |
|---|-------------|-----------------|
| Destination | 0 | 0 |
| Income and Sources at Start | 14 | 14.58% |
| Income and Sources at Annual Assessment | 68 | 100.00% |
| Income and Sources at Exit | 0 | 0 |

Numbers in *green italics* have been recalculated or weighted based on available totals.

Q06d: Data Quality: Chronic Homelessness

| Entering into project type | Count of Total Records | Missing Time in Institution | Missing Time in Housing | Approximate Date Started DK/R/missing | Number of Times DK/R/missing | Number of Months DK/R/missing | % of Records Unable to Calculate |
|----------------------------|------------------------|-----------------------------|-------------------------|---------------------------------------|------------------------------|-------------------------------|----------------------------------|
| ES, SH, Street Outreach | 5 | 0 | 0 | 1 | 2 | 2 | 40.00% |
| TH | 0 | 0 | 0 | 0 | 0 | 0 | 0 |
| PH (All) | 23 | 0 | 0 | 0 | 1 | 1 | 8.70% |
| Total | 28 | 0 | 0 | 0 | 0 | 0 | 14.29% |

Numbers in *green italics* have been recalculated or weighted based on available totals.

Q06e: Data Quality: Timeliness

| Time for Record Entry | Number of Project Start Records | Number of Project Exit Records |
|-----------------------|---------------------------------|--------------------------------|
| 0 days | 0 | 0 |
| 1-3 Days | 0 | 0 |
| 4-6 Days | 0 | 0 |
| 7-10 Days | 0 | 0 |
| 11+ Days | 23 | 0 |

Q06f: Data Quality: Inactive Records: Street Outreach & Emergency Shelter

| Data Element | # of Records | # of Inactive Records | % of Inactive Records |
|--|--------------|-----------------------|-----------------------|
| Contact (Adults and Heads of Household in Street Outreach or ES - NBN) | 1 | 1 | 100.00% |
| Bed Night (All Clients in ES - NBN) | 0 | 0 | 0 |

Numbers in *green italics* have been recalculated or weighted based on available totals.

Q07a: Number of Persons Served

| | Total | Without Children | With Children and Adults | With Only Children | Unknown Household Type |
|---|-------|------------------|--------------------------|--------------------|------------------------|
| Adults | 96 | 56 | 40 | 0 | 0 |
| Children | 55 | 0 | 53 | 2 | 0 |
| Client Doesn't Know/ Client Refused | 0 | 0 | 0 | 0 | 0 |
| Data Not Collected | 0 | 0 | 0 | 0 | 0 |
| Total | 151 | 56 | 93 | 2 | 0 |
| For PSH & RRH – the total persons served who moved into housing | 0 | 0 | 0 | 0 | 0 |

Q07b: Point-in-Time Count of Persons on the Last Wednesday

| | Total | Without Children | With Children and Adults | With Only Children | Unknown Household Type |
|---------|-------|------------------|--------------------------|--------------------|------------------------|
| January | 128 | 33 | 93 | 2 | 0 |
| April | 0 | 0 | 0 | 0 | 0 |
| July | 0 | 0 | 0 | 0 | 0 |
| October | 0 | 0 | 0 | 0 | 0 |

Q08a: Households Served

| | Total | Without Children | With Children and Adults | With Only Children | Unknown Household Type |
|--|-------|------------------|--------------------------|--------------------|------------------------|
| Total Households | 68 | 44 | 24 | 0 | 0 |
| For PSH & RRH – the total households served who moved into housing | 0 | 0 | 0 | 0 | 0 |

Q08b: Point-in-Time Count of Households on the Last Wednesday

| | Total | Without Children | With Children and Adults | With Only Children | Unknown Household Type |
|---------|-------|------------------|--------------------------|--------------------|------------------------|
| January | 47 | 22 | 24 | 1 | 0 |
| April | 0 | 0 | 0 | 0 | 0 |
| July | 0 | 0 | 0 | 0 | 0 |
| October | 0 | 0 | 0 | 0 | 0 |

Q09a: Number of Persons Contacted

| Number of Persons Contacted | All Persons Contacted | First contact – NCT staying on the Streets, ES, or SH | First contact – WAS staying on Streets, ES, or SH | First contact – Worker unable to determine |
|-----------------------------|-----------------------|---|---|--|
| Once | 1 | 0 | 0 | 1 |
| 2-5 Times | 0 | 0 | 0 | 0 |
| 6-9 Times | 0 | 0 | 0 | 0 |
| 10+ Times | 0 | 0 | 0 | 0 |
| Total Persons Contacted | 1 | 0 | 0 | 1 |

Q09b: Number of Persons Engaged

| Number of Persons Engaged | All Persons Contacted | First contact – NCT staying on the Streets, ES, or SH | First contact – WAS staying on Streets, ES, or SH | First contact – Worker unable to determine |
|---------------------------|-----------------------|---|---|--|
| Once | 0 | 0 | 0 | 0 |
| 2-5 Contacts | 0 | 0 | 0 | 0 |
| 6-9 Contacts | 0 | 0 | 0 | 0 |
| 10+ Contacts | 0 | 0 | 0 | 0 |
| Total Persons Engaged | 0 | 0 | 0 | 0 |
| Rate of Engagement | 0% | 0 | 0 | 0% |

Numbers in *green italics* have been recalculated or weighted based on available totals.

Q10a: Gender of Adults

| | Total | Without Children | With Children and Adults | Unknown Household Type |
|--------------------------------------|-------|------------------|--------------------------|------------------------|
| Male | 33 | 23 | 10 | 0 |
| Female | 63 | 33 | 30 | 0 |
| No Single Gender | 0 | 0 | 0 | 0 |
| Questioning | 0 | 0 | 0 | 0 |
| Transgender | 0 | 0 | 0 | 0 |
| Client Doesn't Know/Client Refused | 0 | 0 | 0 | 0 |
| Data Not Collected | 0 | 0 | 0 | 0 |
| Total | 96 | 56 | 40 | 0 |
| Trans Female (MTF or Male to Female) | | | | |
| Trans Male (FTM or Female to Male) | | | | |

Effective 10/1/2021, this table contains a consolidated Transgender row which includes the sum of data from the previously separate Transgender rows, tagged with

Q10b: Gender of Children

| | Total | With Children and Adults | With Only Children | Unknown Household Type |
|--------------------------------------|-------|--------------------------|--------------------|------------------------|
| Male | 22 | 22 | 0 | 0 |
| Female | 33 | 31 | 2 | 0 |
| No Single Gender | 0 | 0 | 0 | 0 |
| Questioning | 0 | 0 | 0 | 0 |
| Transgender | 0 | 0 | 0 | 0 |
| Client Doesn't Know/Client Refused | 0 | 0 | 0 | 0 |
| Data Not Collected | 0 | 0 | 0 | 0 |
| Total | 55 | 53 | 2 | 0 |
| Trans Female (MTF or Male to Female) | | | | |
| Trans Male (FTM or Female to Male) | | | | |

Effective 10/1/2021, this table contains a consolidated Transgender row which includes the sum of data from the previously separate Transgender rows, tagged with

Q10c: Gender of Persons Missing Age Information

| | Total | Without Children | With Children and Adults | With Only Children | Unknown Household Type |
|--------------------------------------|-------|------------------|--------------------------|--------------------|------------------------|
| Male | 0 | 0 | 0 | 0 | 0 |
| Female | 0 | 0 | 0 | 0 | 0 |
| No Single Gender | 0 | 0 | 0 | 0 | 0 |
| Questioning | 0 | 0 | 0 | 0 | 0 |
| Transgender | 0 | 0 | 0 | 0 | 0 |
| Client Doesn't Know/Client Refused | 0 | 0 | 0 | 0 | 0 |
| Data Not Collected | 0 | 0 | 0 | 0 | 0 |
| Total | 0 | 0 | 0 | 0 | 0 |
| Trans Female (MTF or Male to Female) | | | | | |
| Trans Male (FTM or Female to Male) | | | | | |

Effective 10/1/2021, this table contains a consolidated Transgender row which includes the sum of data from the previously separate Transgender rows, tagged with .

Q10d: Gender by Age Ranges

| | Total | Under Age 18 | Age 18-24 | Age 25-61 | Age 62 and over | Client Doesn't Know/ Client Refused | Data Not Collected |
|--------------------------------------|-------|--------------|-----------|-----------|-----------------|-------------------------------------|--------------------|
| Male | 55 | 22 | 6 | 25 | 2 | 0 | 0 |
| Female | 96 | 33 | 8 | 51 | 4 | 0 | 0 |
| No Single Gender | 0 | 0 | 0 | 0 | 0 | 0 | 0 |
| Questioning | 0 | 0 | 0 | 0 | 0 | 0 | 0 |
| Transgender | 0 | 0 | 0 | 0 | 0 | 0 | 0 |
| Client Doesn't Know/Client Refused | 0 | 0 | 0 | 0 | 0 | 0 | 0 |
| Data Not Collected | 0 | 0 | 0 | 0 | 0 | 0 | 0 |
| Total | 151 | 55 | 14 | 76 | 6 | 0 | 0 |
| Trans Female (MTF or Male to Female) | | | | | | | |
| Trans Male (FTM or Female to Male) | | | | | | | |

Effective 10/1/2021, this table contains a consolidated Transgender row which includes the sum of data from the previously separate Transgender rows, tagged with .

Q11: Age

| | Total | Without Children | With Children and Adults | With Only Children | Unknown Household Type |
|------------------------------------|-------|------------------|--------------------------|--------------------|------------------------|
| Under 5 | 9 | 0 | 9 | 0 | 0 |
| 5 - 12 | 32 | 0 | 30 | 2 | 0 |
| 13 - 17 | 14 | 0 | 14 | 0 | 0 |
| 18 - 24 | 14 | 7 | 7 | 0 | 0 |
| 25 - 34 | 26 | 13 | 13 | 0 | 0 |
| 35 - 44 | 18 | 10 | 8 | 0 | 0 |
| 45 - 54 | 20 | 10 | 10 | 0 | 0 |
| 55 - 61 | 12 | 10 | 2 | 0 | 0 |
| 62+ | 6 | 6 | 0 | 0 | 0 |
| Client Doesn't Know/Client Refused | 0 | 0 | 0 | 0 | 0 |
| Data Not Collected | 0 | 0 | 0 | 0 | 0 |
| Total | 151 | 56 | 93 | 2 | 0 |

Q12a: Race

| | Total | Without Children | With Children and Adults | With Only Children | Unknown Household Type |
|---|-------|------------------|--------------------------|--------------------|------------------------|
| White | 23 | 13 | 8 | 2 | 0 |
| Black, African American, or African | 67 | 29 | 38 | 0 | 0 |
| Asian or Asian American | 0 | 0 | 0 | 0 | 0 |
| American Indian, Alaska Native, or Indigenous | 0 | 0 | 0 | 0 | 0 |
| Native Hawaiian or Pacific Islander | 0 | 0 | 0 | 0 | 0 |
| Multiple Races | 1 | 1 | 0 | 0 | 0 |
| Client Doesn't Know/Client Refused | 0 | 0 | 0 | 0 | 0 |
| Data Not Collected | 60 | 13 | 47 | 0 | 0 |
| Total | 151 | 56 | 93 | 2 | 0 |

Q12b: Ethnicity

| | Total | Without Children | With Children and Adults | With Only Children | Unknown Household Type |
|------------------------------------|-------|------------------|--------------------------|--------------------|------------------------|
| Non-Hispanic/Non-Latin(a)(o)(x) | 76 | 34 | 42 | 0 | 0 |
| Hispanic/Latin(a)(o)(x) | 67 | 17 | 48 | 2 | 0 |
| Client Doesn't Know/Client Refused | 0 | 0 | 0 | 0 | 0 |
| Data Not Collected | 8 | 5 | 3 | 0 | 0 |
| Total | 151 | 56 | 93 | 2 | 0 |

Q13a1: Physical and Mental Health Conditions at Entry

| | Total Persons | Without Children | Adults in HH with Children & Adults | Children in HH with Children & Adults | With Children and Adults | With Only Children | Unknown Household Type |
|---|---------------|------------------|-------------------------------------|---------------------------------------|--------------------------|--------------------|------------------------|
| Mental Health Disorder | 4 | 3 | 1 | 0 | | 0 | 0 |
| Alcohol Use Disorder | | | | | | | |
| Drug Use Disorder | 1 | 1 | 0 | 0 | | 0 | 0 |
| Both Alcohol Use and Drug Use Disorders | | | | | | | |
| Chronic Health Condition | 11 | 8 | 3 | 0 | | 0 | 0 |
| HIV/AIDS | | | | | | | |
| Developmental Disability | 3 | 3 | 0 | 0 | | 0 | 0 |
| Physical Disability | 5 | 5 | 0 | 0 | | 0 | 0 |

The "With Children and Adults" column is retired as of 10/1/2019 and replaced with the columns "Adults in HH with Children & Adults" and "Children in HH with Children & Adults".

Q13b1: Physical and Mental Health Conditions at Exit

| | Total Persons | Without Children | Adults in HH with Children & Adults | Children in HH with Children & Adults | With Children and Adults | With Only Children | Unknown Household Type |
|---|---------------|------------------|-------------------------------------|---------------------------------------|--------------------------|--------------------|------------------------|
| Mental Health Disorder | | | | | | | |
| Alcohol Use Disorder | | | | | | | |
| Drug Use Disorder | | | | | | | |
| Both Alcohol Use and Drug Use Disorders | | | | | | | |
| Chronic Health Condition | | | | | | | |
| HIV/AIDS | | | | | | | |
| Developmental Disability | | | | | | | |
| Physical Disability | | | | | | | |

The "With Children and Adults" column is retired as of 10/1/2019 and replaced with the columns "Adults in HH with Children & Adults" and "Children in HH with Children & Adults".

Q13c1: Physical and Mental Health Conditions for Stayers

| | Total Persons | Without Children | Adults in HH with Children & Adults | Children in HH with Children & Adults | With Children and Adults | With Only Children | Unknown Household Type |
|---|---------------|------------------|-------------------------------------|---------------------------------------|--------------------------|--------------------|------------------------|
| Mental Health Disorder | 4 | 3 | 1 | 0 | | 0 | 0 |
| Alcohol Use Disorder | | | | | | | |
| Drug Use Disorder | 1 | 1 | 0 | 0 | | 0 | 0 |
| Both Alcohol Use and Drug Use Disorders | | | | | | | |
| Chronic Health Condition | 11 | 8 | 3 | 0 | | 0 | 0 |
| HIV/AIDS | | | | | | | |
| Developmental Disability | 3 | 3 | 0 | 0 | | 0 | 0 |
| Physical Disability | 5 | 5 | 0 | 0 | | 0 | 0 |

The "With Children and Adults" column is retired as of 10/1/2019 and replaced with the columns "Adults in HH with Children & Adults" and "Children in HH with Children & Adults".


Q14a: Domestic Violence History


| | Total | Without Children | With Children and Adults | With Only Children | Unknown Household Type |
|------------------------------------|-------|------------------|--------------------------|--------------------|------------------------|
| Yes | 8 | 1 | 7 | 0 | 0 |
| No | 72 | 44 | 28 | 0 | 0 |
| Client Doesn't Know/Client Refused | 0 | 0 | 0 | 0 | 0 |
| Data Not Collected | 16 | 11 | 5 | 0 | 0 |
| Total | 96 | 56 | 40 | 0 | 0 |

Q14b: Persons Fleeing Domestic Violence

| | Total | Without Children | With Children and Adults | With Only Children | Unknown Household Type |
|------------------------------------|-------|------------------|--------------------------|--------------------|------------------------|
| Yes | 0 | 0 | 0 | 0 | 0 |
| No | 6 | 0 | 6 | 0 | 0 |
| Client Doesn't Know/Client Refused | 0 | 0 | 0 | 0 | 0 |
| Data Not Collected | 2 | 1 | 1 | 0 | 0 |
| Total | 8 | 1 | 7 | 0 | 0 |

Q15: Living Situation

| | Total | Without Children | With Children and Adults | With Only Children | Unknown Household Type |
|---|-------|------------------|--------------------------|--------------------|------------------------|
| Homeless Situations | | | | | |
| Emergency shelter, including hotel or motel paid for with emergency shelter voucher | 4 | 4 | 0 | 0 | 0 |
| Transitional housing for homeless persons (including homeless youth) | 0 | 0 | 0 | 0 | 0 |
| Place not meant for habitation | 18 | 18 | 0 | 0 | 0 |
| Safe Haven | 0 | 0 | 0 | 0 | 0 |
| Host Home (non-crisis) | 3 | 1 | 2 | 0 | 0 |
| Interim Housing  | | | | | |
| Subtotal | 25 | 23 | 2 | 0 | 0 |
| Institutional Settings | | | | | |
| Psychiatric hospital or other psychiatric facility | 0 | 0 | 0 | 0 | 0 |
| Substance abuse treatment facility or detox center | 0 | 0 | 0 | 0 | 0 |
| Hospital or other residential non-psychiatric medical facility | 0 | 0 | 0 | 0 | 0 |
| Jail, prison or juvenile detention facility | 0 | 0 | 0 | 0 | 0 |
| Foster care home or foster care group home | 0 | 0 | 0 | 0 | 0 |
| Long-term care facility or nursing home | 0 | 0 | 0 | 0 | 0 |
| Residential project or halfway house with no homeless criteria | 0 | 0 | 0 | 0 | 0 |
| Subtotal | 0 | 0 | 0 | 0 | 0 |
| Other Locations | | | | | |
| Permanent housing (other than RRH) for formerly homeless persons | 0 | 0 | 0 | 0 | 0 |
| Owned by client, no ongoing housing subsidy | 0 | 0 | 0 | 0 | 0 |
| Owned by client, with ongoing housing subsidy | 1 | 1 | 0 | 0 | 0 |
| Rental by client, with RRH or equivalent subsidy | 0 | 0 | 0 | 0 | 0 |
| Rental by client, with HCV voucher (tenant or project based) | 0 | 0 | 0 | 0 | 0 |
| Rental by client in a public housing unit | 0 | 0 | 0 | 0 | 0 |
| Rental by client, no ongoing housing subsidy | 54 | 21 | 33 | 0 | 0 |
| Rental by client, with VASH subsidy | 0 | 0 | 0 | 0 | 0 |
| Rental by client with GPD TIP subsidy | 0 | 0 | 0 | 0 | 0 |
| Rental by client, with other housing subsidy | 1 | 1 | 0 | 0 | 0 |
| Hotel or motel paid for without emergency shelter voucher | 2 | 2 | 0 | 0 | 0 |
| Staying or living in a friend's room, apartment or house | 3 | 2 | 1 | 0 | 0 |
| Staying or living in a family member's room, apartment or house | 1 | 1 | 0 | 0 | 0 |
| Client Doesn't Know/Client Refused | 0 | 0 | 0 | 0 | 0 |
| Data Not Collected | 9 | 5 | 4 | 0 | 0 |
| Subtotal | 71 | 33 | 38 | 0 | 0 |
| Total | 96 | 56 | 40 | 0 | 0 |

 Interim housing is retired as of 10/1/2019.

Q16: Cash Income - Ranges

| | Income at Start | Income at Latest Annual Assessment for Stayers | Income at Exit for Leavers |
|---|-----------------|--|----------------------------|
| No income | 23 | 0 | 0 |
| \$1 - \$150 | 0 | 0 | 0 |
| \$151 - \$250 | 1 | 0 | 0 |
| \$251 - \$500 | 0 | 0 | 0 |
| \$501 - \$1000 | 18 | 0 | 0 |
| \$1,001 - \$1,500 | 14 | 0 | 0 |
| \$1,501 - \$2,000 | 16 | 0 | 0 |
| \$2,001+ | 10 | 0 | 0 |
| Client Doesn't Know/Client Refused | 0 | 0 | 0 |
| Data Not Collected | 14 | 0 | 0 |
| Number of Adult Stayers Not Yet Required to Have an Annual Assessment | 0 | 27 | 0 |
| Number of Adult Stayers Without Required Annual Assessment | 0 | 68 | 0 |
| Total Adults | 96 | 95 | 0 |

Q17: Cash Income - Sources

| | Income at Start | Income at Latest Annual Assessment for Stayers | Income at Exit for Leavers |
|--|-----------------|--|----------------------------|
| Earned Income | 29 | 0 | 0 |
| Unemployment Insurance | 6 | 0 | 0 |
| SSI | 7 | 0 | 0 |
| SSDI | 9 | 0 | 0 |
| VA Service-Connected Disability Compensation | 0 | 0 | 0 |
| VA Non-Service Connected Disability Pension | 0 | 0 | 0 |
| Private Disability Insurance | 0 | 0 | 0 |
| Worker's Compensation | 1 | 0 | 0 |
| TANF or Equivalent | 0 | 0 | 0 |
| General Assistance | 7 | 0 | 0 |
| Retirement (Social Security) | 0 | 0 | 0 |
| Pension from Former Job | 1 | 0 | 0 |
| Child Support | 2 | 0 | 0 |
| Alimony (Spousal Support) | 0 | 0 | 0 |
| Other Source | 2 | 0 | 0 |
| Adults with Income Information at Start and Annual Assessment/Exit | 0 | 0 | 0 |

Q19b: Disabling Conditions and Income for Adults at Exit

| | AO: Adult with Disabling Condition | AO: Adult without Disabling Condition | AO: Total Adults | AO: % with Disabling Condition by Source | AC: Adult with Disabling Condition | AC: Adult without Disabling Condition | AC: Total Adults | AC: % with Disabling Condition by Source | UK: Adult with Disabling Condition | UK: Adult without Disabling Condition | UK: Total Adults | UK: % with Disabling Condition by Source |
|--|------------------------------------|---------------------------------------|------------------|--|------------------------------------|---------------------------------------|------------------|--|------------------------------------|---------------------------------------|------------------|--|
| Earned Income | 0 | 0 | 0 | 0 | 0 | 0 | 0 | 0 | 0 | 0 | 0 | 0 |
| Supplemental Security Income (SSI) | 0 | 0 | 0 | 0 | 0 | 0 | 0 | 0 | 0 | 0 | 0 | 0 |
| Social Security Disability Insurance (SSDI) | 0 | 0 | 0 | 0 | 0 | 0 | 0 | 0 | 0 | 0 | 0 | 0 |
| VA Service-Connected Disability Compensation | 0 | 0 | 0 | 0 | 0 | 0 | 0 | 0 | 0 | 0 | 0 | 0 |
| Private Disability Insurance | 0 | 0 | 0 | 0 | 0 | 0 | 0 | 0 | 0 | 0 | 0 | 0 |
| Worker's Compensation | 0 | 0 | 0 | 0 | 0 | 0 | 0 | 0 | 0 | 0 | 0 | 0 |
| Temporary Assistance for Needy Families (TANF) | 0 | 0 | 0 | 0 | 0 | 0 | 0 | 0 | 0 | 0 | 0 | 0 |
| Retirement Income from Social Security | 0 | 0 | 0 | 0 | 0 | 0 | 0 | 0 | 0 | 0 | 0 | 0 |
| Pension or retirement income from a former job | 0 | 0 | 0 | 0 | 0 | 0 | 0 | 0 | 0 | 0 | 0 | 0 |
| Child Support | 0 | 0 | 0 | 0 | 0 | 0 | 0 | 0 | 0 | 0 | 0 | 0 |
| Other source | 0 | 0 | 0 | 0 | 0 | 0 | 0 | 0 | 0 | 0 | 0 | 0 |
| No Sources | 0 | 0 | 0 | 0 | 0 | 0 | 0 | 0 | 0 | 0 | 0 | 0 |
| Unduplicated Total Adults | 0 | 0 | 0 | | 0 | 0 | 0 | | 0 | 0 | 0 | |

Numbers in *green italics* have been recalculated or weighted based on available totals.

Q20a: Type of Non-Cash Benefit Sources

| | Benefit at Start | Benefit at Latest Annual Assessment for Stayers | Benefit at Exit for Leavers |
|---|------------------|---|-----------------------------|
| Supplemental Nutritional Assistance Program | 16 | 0 | 0 |
| WIC | 3 | 0 | 0 |
| TANF Child Care Services | 0 | 0 | 0 |
| TANF Transportation Services | 0 | 0 | 0 |
| Other TANF-Funded Services | 0 | 0 | 0 |
| Other Source | 0 | 0 | 0 |

Q21: Health Insurance

| | At Start | At Annual Assessment for Stayers | At Exit for Leavers |
|---|----------|----------------------------------|---------------------|
| Medicaid | 10 | 0 | 0 |
| Medicare | 2 | 0 | 0 |
| State Children's Health Insurance Program | 2 | 0 | 0 |
| VA Medical Services | 1 | 0 | 0 |
| Employer Provided Health Insurance | 0 | 0 | 0 |
| Health Insurance Through COBRA | 0 | 0 | 0 |
| Private Pay Health Insurance | 0 | 0 | 0 |
| State Health Insurance for Adults | 55 | 0 | 0 |
| Indian Health Services Program | 0 | 0 | 0 |
| Other | 0 | 0 | 0 |
| No Health Insurance | 11 | 0 | 0 |
| Client Doesn't Know/Client Refused | 2 | 0 | 0 |
| Data Not Collected | 68 | 121 | 0 |
| Number of Stayers Not Yet Required to Have an Annual Assessment | 0 | 27 | 0 |
| 1 Source of Health Insurance | 70 | 0 | 0 |
| More than 1 Source of Health Insurance | 0 | 0 | 0 |

Q22a2: Length of Participation – ESG Projects

| | Total | Leavers | Stayers |
|--------------------------------|-------|---------|---------|
| 0 to 7 days | 1 | 0 | 1 |
| 8 to 14 days | 1 | 0 | 1 |
| 15 to 21 days | 1 | 0 | 1 |
| 22 to 30 days | 2 | 0 | 2 |
| 31 to 60 days | 10 | 0 | 10 |
| 61 to 90 days | 8 | 0 | 8 |
| 91 to 180 days | 5 | 0 | 5 |
| 181 to 365 days | 0 | 0 | 0 |
| 366 to 730 days (1-2 Yrs) | 123 | 0 | 123 |
| 731 to 1,095 days (2-3 Yrs) | 0 | 0 | 0 |
| 1,096 to 1,460 days (3-4 Yrs) | 0 | 0 | 0 |
| 1,461 to 1,825 days (4-5 Yrs) | 0 | 0 | 0 |
| More than 1,825 days (> 5 Yrs) | 0 | 0 | 0 |
| Data Not Collected | 0 | 0 | 0 |
| Total | 151 | 0 | 151 |

Q22c: Length of Time between Project Start Date and Housing Move-in Date (post 10/1/2018)

| | Total | Without Children | With Children and Adults | With Only Childier | Unknown Household Type |
|---|-------|------------------|--------------------------|--------------------|------------------------|
| 7 days or less | 0 | 0 | 0 | 0 | 0 |
| 8 to 14 days | 0 | 0 | 0 | 0 | 0 |
| 15 to 21 days | 0 | 0 | 0 | 0 | 0 |
| 22 to 30 days | 0 | 0 | 0 | 0 | 0 |
| 31 to 60 days | 0 | 0 | 0 | 0 | 0 |
| 61 to 180 days | 0 | 0 | 0 | 0 | 0 |
| 181 to 365 days | 0 | 0 | 0 | 0 | 0 |
| 366 to 730 days (1-2 Yrs) | 0 | 0 | 0 | 0 | 0 |
| Total (persons moved into housing) | 0 | 0 | 0 | 0 | 0 |
| Average length of time to housing | 0 | 0 | 0 | 0 | 0 |
| Persons who were exited without move-in | 0 | 0 | 0 | 0 | 0 |
| Total persons | 0 | 0 | 0 | 0 | 0 |

Numbers in *green italics* have been recalculated or weighted based on available totals.

Q22d: Length of Participation by Household Type

| | Total | Without Childier | With Children and Adults | With Only Childier | Unknown Household Type |
|--------------------------------|-------|------------------|--------------------------|--------------------|------------------------|
| 7 days or less | 1 | 1 | 0 | 0 | 0 |
| 8 to 14 days | 1 | 1 | 0 | 0 | 0 |
| 15 to 21 days | 1 | 1 | 0 | 0 | 0 |
| 22 to 30 days | 2 | 2 | 0 | 0 | 0 |
| 31 to 60 days | 10 | 10 | 0 | 0 | 0 |
| 61 to 90 days | 8 | 8 | 0 | 0 | 0 |
| 91 to 180 days | 5 | 5 | 0 | 0 | 0 |
| 181 to 365 days | 0 | 0 | 0 | 0 | 0 |
| 366 to 730 days (1-2 Yrs) | 123 | 28 | 93 | 2 | 0 |
| 731 to 1,095 days (2-3 Yrs) | 0 | 0 | 0 | 0 | 0 |
| 1,096 to 1,460 days (3-4 Yrs) | 0 | 0 | 0 | 0 | 0 |
| 1,461 to 1,825 days (4-5 Yrs) | 0 | 0 | 0 | 0 | 0 |
| More than 1,825 days (> 5 Yrs) | 0 | 0 | 0 | 0 | 0 |
| Data Not Collected | 0 | 0 | 0 | 0 | 0 |
| Total | 151 | 56 | 93 | 2 | 0 |

Q22e: Length of Time Prior to Housing - based on 3.917 Date Homelessness Started

| | Total | Without Children | With Children and Adults | With Only Children | Unknown Household Type |
|------------------------------------|-------|------------------|--------------------------|--------------------|------------------------|
| 7 days or less | 0 | 0 | 0 | 0 | 0 |
| 8 to 14 days | 0 | 0 | 0 | 0 | 0 |
| 15 to 21 days | 0 | 0 | 0 | 0 | 0 |
| 22 to 30 days | 1 | 1 | 0 | 0 | 0 |
| 31 to 60 days | 0 | 0 | 0 | 0 | 0 |
| 61 to 180 days | 1 | 1 | 0 | 0 | 0 |
| 181 to 365 days | 0 | 0 | 0 | 0 | 0 |
| 366 to 730 days (1-2 Yrs) | 1 | 1 | 0 | 0 | 0 |
| 731 days or more | 0 | 0 | 0 | 0 | 0 |
| Total (persons moved into housing) | 3 | 3 | 0 | 0 | 0 |
| Not yet moved into housing | 23 | 23 | 0 | 0 | 0 |
| Data not collected | 1 | 1 | 0 | 0 | 0 |
| Total persons | 27 | 27 | 0 | 0 | 0 |

Q23c: Exit Destination – All persons

| | Total | Without Children | With Children and Adults | With Only Children | Unknown Household Type |
|---|-------|------------------|--------------------------|--------------------|------------------------|
| Permanent Destinations | | | | | |
| Moved from one HOPWA funded project to HOPWA PH | 0 | 0 | 0 | 0 | 0 |
| Owned by client, no ongoing housing subsidy | 0 | 0 | 0 | 0 | 0 |
| Owned by client, with ongoing housing subsidy | 0 | 0 | 0 | 0 | 0 |
| Rental by client, no ongoing housing subsidy | 0 | 0 | 0 | 0 | 0 |
| Rental by client, with VASH housing subsidy | 0 | 0 | 0 | 0 | 0 |
| Rental by client, with GPD TIP housing subsidy | 0 | 0 | 0 | 0 | 0 |
| Rental by client, with other ongoing housing subsidy | 0 | 0 | 0 | 0 | 0 |
| Permanent housing (other than RRH) for formerly homeless persons | 0 | 0 | 0 | 0 | 0 |
| Staying or living with family, permanent tenure | 0 | 0 | 0 | 0 | 0 |
| Staying or living with friends, permanent tenure | 0 | 0 | 0 | 0 | 0 |
| Rental by client, with RRH or equivalent subsidy | 0 | 0 | 0 | 0 | 0 |
| Rental by client, with HCV voucher (tenant or project based) | 0 | 0 | 0 | 0 | 0 |
| Rental by client in a public housing unit | 0 | 0 | 0 | 0 | 0 |
| Subtotal | 0 | 0 | 0 | 0 | 0 |
| Temporary Destinations | | | | | |
| Emergency shelter, including hotel or motel paid for with emergency shelter voucher | 0 | 0 | 0 | 0 | 0 |
| Moved from one HOPWA funded project to HOPWA TH | 0 | 0 | 0 | 0 | 0 |
| Transitional housing for homeless persons (including homeless youth) | 0 | 0 | 0 | 0 | 0 |
| Staying or living with family, temporary tenure (e.g. room, apartment or house) | 0 | 0 | 0 | 0 | 0 |
| Staying or living with friends, temporary tenure (e.g. room, apartment or house) | 0 | 0 | 0 | 0 | 0 |
| Place not meant for habitation (e.g., a vehicle, an abandoned building, bus/train/subway station/airport or anywhere outside) | 0 | 0 | 0 | 0 | 0 |
| Safe Haven | 0 | 0 | 0 | 0 | 0 |
| Hotel or motel paid for without emergency shelter voucher | 0 | 0 | 0 | 0 | 0 |
| Host Home (non-crisis) | 0 | 0 | 0 | 0 | 0 |
| Subtotal | 0 | 0 | 0 | 0 | 0 |
| Institutional Settings | | | | | |
| Foster care home or group foster care home | 0 | 0 | 0 | 0 | 0 |
| Psychiatric hospital or other psychiatric facility | 0 | 0 | 0 | 0 | 0 |
| Substance abuse treatment facility or detox center | 0 | 0 | 0 | 0 | 0 |
| Hospital or other residential non-psychiatric medical facility | 0 | 0 | 0 | 0 | 0 |
| Jail, prison, or juvenile detention facility | 0 | 0 | 0 | 0 | 0 |
| Long-term care facility or nursing home | 0 | 0 | 0 | 0 | 0 |
| Subtotal | 0 | 0 | 0 | 0 | 0 |
| Other Destinations | | | | | |
| Residential project or halfway house with no homeless criteria | 0 | 0 | 0 | 0 | 0 |
| Deceased | 0 | 0 | 0 | 0 | 0 |
| Other | 0 | 0 | 0 | 0 | 0 |
| Client Doesn't Know/Client Refused | 0 | 0 | 0 | 0 | 0 |
| Data Not Collected (no exit interview completed) | 0 | 0 | 0 | 0 | 0 |
| Subtotal | 0 | 0 | 0 | 0 | 0 |
| Total | 0 | 0 | 0 | 0 | 0 |
| Total persons exiting to positive housing destinations | 0 | 0 | 0 | 0 | 0 |
| Total persons whose destinations excluded them from the calculation | 0 | 0 | 0 | 0 | 0 |
| Percentage | 0 | 0 | 0 | 0 | 0 |

Numbers in *green italics* have been recalculated or weighted based on available totals.

Q24: Homelessness Prevention Housing Assessment at Exit

| | Total | Without Children | With Children and Adults | With Only Children | Unknown Household Type |
|---|----------|------------------|--------------------------|--------------------|------------------------|
| Able to maintain the housing they had at project start--Without a subsidy | 0 | 0 | 0 | 0 | 0 |
| Able to maintain the housing they had at project start--With the subsidy they had at project start | 0 | 0 | 0 | 0 | 0 |
| Able to maintain the housing they had at project start--With an on-going subsidy acquired since project start | 0 | 0 | 0 | 0 | 0 |
| Able to maintain the housing they had at project start--Only with financial assistance other than a subsidy | 0 | 0 | 0 | 0 | 0 |
| Moved to new housing unit--With on-going subsidy | 0 | 0 | 0 | 0 | 0 |
| Moved to new housing unit--Without an on-going subsidy | 0 | 0 | 0 | 0 | 0 |
| Moved in with family/friends on a temporary basis | 0 | 0 | 0 | 0 | 0 |
| Moved in with family/friends on a permanent basis | 0 | 0 | 0 | 0 | 0 |
| Moved to a transitional or temporary housing facility or program | 0 | 0 | 0 | 0 | 0 |
| Client became homeless -- moving to a shelter or other place unfit for human habitation | 0 | 0 | 0 | 0 | 0 |
| Client went to jail/prison | 0 | 0 | 0 | 0 | 0 |
| Client died | 0 | 0 | 0 | 0 | 0 |
| Client doesn't know/Client refused | 0 | 0 | 0 | 0 | 0 |
| Data not collected (no exit interview completed) | 0 | 0 | 0 | 0 | 0 |
| Total | 0 | 0 | 0 | 0 | 0 |

Q25a: Number of Veterans

| | Total | Without Children | With Children and Adults | Unknown Household Type |
|------------------------------------|-----------|------------------|--------------------------|------------------------|
| Chronically Homeless Veteran | 0 | 0 | 0 | 0 |
| Non-Chronically Homeless Veteran | 2 | 2 | 0 | 0 |
| Not a Veteran | 39 | 29 | 10 | 0 |
| Client Doesn't Know/Client Refused | 0 | 0 | 0 | 0 |
| Data Not Collected | 55 | 25 | 30 | 0 |
| Total | 96 | 56 | 40 | 0 |

Q26b: Number of Chronically Homeless Persons by Household

| | Total | Without Children | With Children and Adults | With Only Children | Unknown Household Type |
|------------------------------------|------------|------------------|--------------------------|--------------------|------------------------|
| Chronically Homeless | 1 | 1 | 0 | 0 | 0 |
| Not Chronically Homeless | 141 | 46 | 93 | 2 | 0 |
| Client Doesn't Know/Client Refused | 1 | 1 | 0 | 0 | 0 |
| Data Not Collected | 8 | 8 | 0 | 0 | 0 |
| Total | 151 | 56 | 93 | 2 | 0 |



ESG-CV Report Aggregator 2.0

This report uses data from the ESG-CV reports submitted to HUD. You must have already submitted your report to HUD for the data to be generated. If you have access to multiple ESG-CV recipients, please note that aggregating the full report over many recipients may take several minutes.

To generate a report

1. Select the recipient or multiple recipients (hold CTRL key to select more than one)
2. Select one reporting period
3. Select whether you want to generate the data from the quarterly report or from the cumulative report which was submitted on the reporting period selected
4. Select the component type. You may select all, only one, or hold CTRL key down and select more than one
5. Select the section of the CSV upload you want to report. You may select all, only one, or hold CTRL key down and select more than one

Report criteria

Recipient - ESG Grant (1 selected) Search this list: Selected: ESG: Moreno Valley - CA

TIP: Hold down the CTRL key on the keyboard and click with the mouse in order to select more than one Recipient - ESG Grant.

Use data from this period
Quarterly or cumulative
ESG-CV Component Type
 TIP: Hold down the CTRL key on the keyboard and click with the mouse in order to select more than one choice.

View report as Aggregate / summary Details / data Both aggregate and details

Report Date Range 4/1/2022 to 6/30/2022 Using Quarterly Bundle Uploads

Grant List

Showing 1 to 4 of 4 entries Show entries Filter:

| Jurisdiction | Type | Start Date | End Date | Current Status | Component Type | Count of Projects |
|--------------|--------|------------|-----------|----------------|-------------------------|-------------------|
| | ESG-CV | 4/1/2022 | 6/30/2022 | Accepted | Emergency Shelter (CV) | 2 |
| | ESG-CV | 4/1/2022 | 6/30/2022 | Accepted | Homelessness Prevention | 4 |
| | ESG-CV | 4/1/2022 | 6/30/2022 | Accepted | PH - Rapid Re-Housing | 2 |
| | ESG-CV | 4/1/2022 | 6/30/2022 | Accepted | Street Outreach | 2 |

Showing 1 to 4 of 4 entries Show entries Previous Next

Q04a: Project Identifiers in HMIS

Please select details mode in the filters above to see Q4 information.

CAPER-CSV uploads containing multiple project rows in Q4 will display as separate rows here using the same value in Project Info Row ID.

Q05a: Report Validations Table

| | |
|---|----|
| Total Number of Persons Served | 41 |
| Number of Adults (Age 18 or Over) | 39 |
| Number of Children (Under Age 18) | 2 |
| Number of Persons with Unknown Age | 0 |
| Number of Leavers | 1 |
| Number of Adult Leavers | 1 |
| Number of Adult and Head of Household Leavers | 1 |
| Number of Stayers | 40 |
| Number of Adult Stayers | 38 |
| Number of Veterans | 3 |
| Number of Chronically Homeless Persons | 1 |
| Number of Youth Under Age 25 | 3 |
| Number of Parenting Youth Under Age 25 with Children | 0 |
| Number of Adult Heads of Household | 38 |
| Number of Child and Unknown-Age Heads of Household | 0 |
| Heads of Households and Adult Stayers in the Project 365 Days or More | 2 |

Q06a: Data Quality: Personally Identifying Information (PII)

| Data Element | Client Doesn't Know/Refused | Information Missing | Data Issues | Total | % of Error Rate |
|------------------------|-----------------------------|---------------------|-------------|-------|-----------------|
| Name | 0 | 0 | 0 | 0 | 0% |
| Social Security Number | 0 | 1 | 0 | 1 | 2.44% |
| Date of Birth | 0 | 0 | 1 | 1 | 2.44% |
| Race | 0 | 6 | 0 | 6 | 14.63% |
| Ethnicity | 0 | 5 | 0 | 5 | 12.20% |
| Gender | 0 | 0 | 0 | 0 | 0% |
| Overall Score | | | | 10 | 24.39% |

Numbers in *green italics* have been recalculated or weighted based on available totals.

Q06b: Data Quality: Universal Data Elements

| Data Element | Error Count | % of Error Rate |
|-----------------------------------|-------------|-----------------|
| Veteran Status | 2 | 5.13% |
| Project Start Date | 0 | 0% |
| Relationship to Head of Household | 3 | 7.32% |
| Client Location | 0 | 0% |
| Disabling Condition | 3 | 7.32% |

Numbers in *green italics* have been recalculated or weighted based on available totals.

Q06c: Data Quality: Income and Housing Data Quality

| Data Element | Error Count | % of Error Rate |
|---|-------------|-----------------|
| Destination | 0 | 0% |
| Income and Sources at Start | 2 | 5.13% |
| Income and Sources at Annual Assessment | 2 | 100.00% |
| Income and Sources at Exit | 0 | 0% |

Numbers in *green italics* have been recalculated or weighted based on available totals.

Q06d: Data Quality: Chronic Homelessness

| Entering into project type | Count of Total Records | Missing Time in Institution | Missing Time in Housing | Approximate Date Started DK/R/missing | Number of Times DK/R/missing | Number of Months DK/R/missing | % of Records Unable to Calculate |
|----------------------------|------------------------|-----------------------------|-------------------------|---------------------------------------|------------------------------|-------------------------------|----------------------------------|
| ES, SH, Street Outreach | 7 | 0 | 0 | 1 | 3 | 3 | 42.86% |
| TH | 0 | 0 | 0 | 0 | 0 | 0 | 0 |
| PH (All) | 28 | 0 | 0 | 0 | 0 | 0 | 0 |
| Total | 35 | 0 | 0 | 0 | 0 | 0 | 8.57% |

Numbers in *green italics* have been recalculated or weighted based on available totals.

Q06e: Data Quality: Timeliness

| Time for Record Entry | Number of Project Start Records | Number of Project Exit Records |
|-----------------------|---------------------------------|--------------------------------|
| 0 days | 4 | 0 |
| 1-3 Days | 0 | 0 |
| 4-6 Days | 0 | 0 |
| 7-10 Days | 0 | 0 |
| 11+ Days | 7 | 1 |

Q06f: Data Quality: Inactive Records: Street Outreach & Emergency Shelter

| Data Element | # of Records | # of Inactive Records | % of Inactive Records |
|--|--------------|-----------------------|-----------------------|
| Contact (Adults and Heads of Household in Street Outreach or ES - NBN) | 1 | 1 | 100.00% |
| Bed Night (All Clients in ES - NBN) | 0 | 0 | 0 |

Numbers in *green italics* have been recalculated or weighted based on available totals.

Q07a: Number of Persons Served

| | Total | Without Children | With Children and Adults | With Only Children | Unknown Household Type |
|---|-------|------------------|--------------------------|--------------------|------------------------|
| Adults | 39 | 39 | 0 | 0 | 0 |
| Children | 2 | 0 | 0 | 2 | 0 |
| Client Doesn't Know/ Client Refused | 0 | 0 | 0 | 0 | 0 |
| Data Not Collected | 0 | 0 | 0 | 0 | 0 |
| Total | 41 | 39 | 0 | 2 | 0 |
| For PSH & RRH – the total persons served who moved into housing | 5 | 5 | 0 | 0 | 0 |

Q07b: Point-in-Time Count of Persons on the Last Wednesday

| | Total | Without Children | With Children and Adults | With Only Children | Unknown Household Type |
|---------|-------|------------------|--------------------------|--------------------|------------------------|
| January | 0 | 0 | 0 | 0 | 0 |
| April | 12 | 10 | 0 | 2 | 0 |
| July | 0 | 0 | 0 | 0 | 0 |
| October | 0 | 0 | 0 | 0 | 0 |

Q08a: Households Served

| | Total | Without Children | With Children and Adults | With Only Children | Unknown Household Type |
|--|-------|------------------|--------------------------|--------------------|------------------------|
| Total Households | 38 | 38 | 0 | 0 | 0 |
| For PSH & RRH – the total households served who moved into housing | 5 | 5 | 0 | 0 | 0 |

Q08b: Point-in-Time Count of Households on the Last Wednesday

| | Total | Without Children | With Children and Adults | With Only Children | Unknown Household Type |
|---------|-------|------------------|--------------------------|--------------------|------------------------|
| January | 0 | 0 | 0 | 0 | 0 |
| April | 11 | 10 | 0 | 1 | 0 |
| July | 0 | 0 | 0 | 0 | 0 |
| October | 0 | 0 | 0 | 0 | 0 |

Q09a: Number of Persons Contacted

| Number of Persons Contacted | All Persons Contacted | First contact – NCT staying on the Streets, ES, or SH | First contact – WAS staying on Streets, ES, or SH | First contact – Worker unable to determine |
|-----------------------------|-----------------------|---|---|--|
| Once | 1 | 0 | 0 | 1 |
| 2-5 Times | 0 | 0 | 0 | 0 |
| 6-9 Times | 0 | 0 | 0 | 0 |
| 10+ Times | 0 | 0 | 0 | 0 |
| Total Persons Contacted | 1 | 0 | 0 | 1 |

Q09b: Number of Persons Engaged

| Number of Persons Engaged | All Persons Contacted | First contact – NCT staying on the Streets, ES, or SH | First contact – WAS staying on Streets, ES, or SH | First contact – Worker unable to determine |
|---------------------------|-----------------------|---|---|--|
| Once | 0 | 0 | 0 | 0 |
| 2-5 Contacts | 0 | 0 | 0 | 0 |
| 6-9 Contacts | 0 | 0 | 0 | 0 |
| 10+ Contacts | 0 | 0 | 0 | 0 |
| Total Persons Engaged | 0 | 0 | 0 | 0 |
| Rate of Engagement | 0% | 0 | 0 | 0% |

Numbers in *green italics* have been recalculated or weighted based on available totals.

Q10a: Gender of Adults

| | Total | Without Children | With Children and Adults | Unknown Household Type |
|--------------------------------------|-------|------------------|--------------------------|------------------------|
| Male | 17 | 17 | 0 | 0 |
| Female | 21 | 21 | 0 | 0 |
| No Single Gender | 0 | 0 | 0 | 0 |
| Questioning | 0 | 0 | 0 | 0 |
| Transgender | 1 | 1 | 0 | 0 |
| Client Doesn't Know/Client Refused | 0 | 0 | 0 | 0 |
| Data Not Collected | 0 | 0 | 0 | 0 |
| Total | 39 | 39 | 0 | 0 |
| Trans Female (MTF or Male to Female) | | | | |
| Trans Male (FTM or Female to Male) | | | | |

Effective 10/1/2021, this table contains a consolidated Transgender row which includes the sum of data from the previously separate Transgender rows, tagged with

Q10b: Gender of Children

| | Total | With Children and Adults | With Only Children | Unknown Household Type |
|--------------------------------------|-------|--------------------------|--------------------|------------------------|
| Male | 0 | 0 | 0 | 0 |
| Female | 2 | 0 | 2 | 0 |
| No Single Gender | 0 | 0 | 0 | 0 |
| Questioning | 0 | 0 | 0 | 0 |
| Transgender | 0 | 0 | 0 | 0 |
| Client Doesn't Know/Client Refused | 0 | 0 | 0 | 0 |
| Data Not Collected | 0 | 0 | 0 | 0 |
| Total | 2 | 0 | 2 | 0 |
| Trans Female (MTF or Male to Female) | | | | |
| Trans Male (FTM or Female to Male) | | | | |

Effective 10/1/2021, this table contains a consolidated Transgender row which includes the sum of data from the previously separate Transgender rows, tagged with

Q10c: Gender of Persons Missing Age Information

| | Total | Without Children | With Children and Adults | With Only Children | Unknown Household Type |
|--------------------------------------|-------|------------------|--------------------------|--------------------|------------------------|
| Male | 0 | 0 | 0 | 0 | 0 |
| Female | 0 | 0 | 0 | 0 | 0 |
| No Single Gender | 0 | 0 | 0 | 0 | 0 |
| Questioning | 0 | 0 | 0 | 0 | 0 |
| Transgender | 0 | 0 | 0 | 0 | 0 |
| Client Doesn't Know/Client Refused | 0 | 0 | 0 | 0 | 0 |
| Data Not Collected | 0 | 0 | 0 | 0 | 0 |
| Total | 0 | 0 | 0 | 0 | 0 |
| Trans Female (MTF or Male to Female) | | | | | |
| Trans Male (FTM or Female to Male) | | | | | |

Effective 10/1/2021, this table contains a consolidated Transgender row which includes the sum of data from the previously separate Transgender rows, tagged with .

Q10d: Gender by Age Ranges

| | Total | Under Age 18 | Age 18-24 | Age 25-61 | Age 62 and over | Client Doesn't Know/ Client Refused | Data Not Collected |
|--------------------------------------|-------|--------------|-----------|-----------|-----------------|-------------------------------------|--------------------|
| Male | 17 | 0 | 1 | 13 | 3 | 0 | 0 |
| Female | 23 | 2 | 2 | 18 | 1 | 0 | 0 |
| No Single Gender | 0 | 0 | 0 | 0 | 0 | 0 | 0 |
| Questioning | 0 | 0 | 0 | 0 | 0 | 0 | 0 |
| Transgender | 1 | 0 | 0 | 1 | 0 | 0 | 0 |
| Client Doesn't Know/Client Refused | 0 | 0 | 0 | 0 | 0 | 0 | 0 |
| Data Not Collected | 0 | 0 | 0 | 0 | 0 | 0 | 0 |
| Total | 41 | 2 | 3 | 32 | 4 | 0 | 0 |
| Trans Female (MTF or Male to Female) | | | | | | | |
| Trans Male (FTM or Female to Male) | | | | | | | |

Effective 10/1/2021, this table contains a consolidated Transgender row which includes the sum of data from the previously separate Transgender rows, tagged with .

Q11: Age

| | Total | Without Children | With Children and Adults | With Only Children | Unknown Household Type |
|------------------------------------|-------|------------------|--------------------------|--------------------|------------------------|
| Under 5 | 0 | 0 | 0 | 0 | 0 |
| 5 - 12 | 2 | 0 | 0 | 2 | 0 |
| 13 - 17 | 0 | 0 | 0 | 0 | 0 |
| 18 - 24 | 3 | 3 | 0 | 0 | 0 |
| 25 - 34 | 11 | 11 | 0 | 0 | 0 |
| 35 - 44 | 10 | 10 | 0 | 0 | 0 |
| 45 - 54 | 6 | 6 | 0 | 0 | 0 |
| 55 - 61 | 5 | 5 | 0 | 0 | 0 |
| 62+ | 4 | 4 | 0 | 0 | 0 |
| Client Doesn't Know/Client Refused | 0 | 0 | 0 | 0 | 0 |
| Data Not Collected | 0 | 0 | 0 | 0 | 0 |
| Total | 41 | 39 | 0 | 2 | 0 |

Q12a: Race

| | Total | Without Children | With Children and Adults | With Only Children | Unknown Household Type |
|---|-------|------------------|--------------------------|--------------------|------------------------|
| White | 14 | 12 | 0 | 2 | 0 |
| Black, African American, or African | 20 | 20 | 0 | 0 | 0 |
| Asian or Asian American | 0 | 0 | 0 | 0 | 0 |
| American Indian, Alaska Native, or Indigenous | 0 | 0 | 0 | 0 | 0 |
| Native Hawaiian or Pacific Islander | 0 | 0 | 0 | 0 | 0 |
| Multiple Races | 1 | 1 | 0 | 0 | 0 |
| Client Doesn't Know/Client Refused | 0 | 0 | 0 | 0 | 0 |
| Data Not Collected | 6 | 6 | 0 | 0 | 0 |
| Total | 41 | 39 | 0 | 2 | 0 |

Q12b: Ethnicity

| | Total | Without Children | With Children and Adults | With Only Children | Unknown Household Type |
|------------------------------------|-------|------------------|--------------------------|--------------------|------------------------|
| Non-Hispanic/Non-Latin(a)(o)(x) | 24 | 24 | 0 | 0 | 0 |
| Hispanic/Latin(a)(o)(x) | 12 | 10 | 0 | 2 | 0 |
| Client Doesn't Know/Client Refused | 0 | 0 | 0 | 0 | 0 |
| Data Not Collected | 5 | 5 | 0 | 0 | 0 |
| Total | 41 | 39 | 0 | 2 | 0 |

Q13a1: Physical and Mental Health Conditions at Entry

| | Total Persons | Without Children | Adults in HH with Children & Adults | Children in HH with Children & Adults | With Children and Adults | With Only Children | Unknown Household Type |
|---|---------------|------------------|-------------------------------------|---------------------------------------|--------------------------|--------------------|------------------------|
| Mental Health Disorder | | | | | | | |
| Alcohol Use Disorder | | | | | | | |
| Drug Use Disorder | 1 | 1 | 0 | 0 | | 0 | 0 |
| Both Alcohol Use and Drug Use Disorders | | | | | | | |
| Chronic Health Condition | 1 | 1 | 0 | 0 | | 0 | 0 |
| HIV/AIDS | | | | | | | |
| Developmental Disability | 3 | 3 | 0 | 0 | | 0 | 0 |
| Physical Disability | | | | | | | |

The "With Children and Adults" column is retired as of 10/1/2019 and replaced with the columns "Adults in HH with Children & Adults" and "Children in HH with Children & Adults".

Q13b1: Physical and Mental Health Conditions at Exit

| | Total Persons | Without Children | Adults in HH with Children & Adults | Children in HH with Children & Adults | With Children and Adults | With Only Children | Unknown Household Type |
|---|---------------|------------------|-------------------------------------|---------------------------------------|--------------------------|--------------------|------------------------|
| Mental Health Disorder | | | | | | | |
| Alcohol Use Disorder | | | | | | | |
| Drug Use Disorder | | | | | | | |
| Both Alcohol Use and Drug Use Disorders | | | | | | | |
| Chronic Health Condition | | | | | | | |
| HIV/AIDS | | | | | | | |
| Developmental Disability | | | | | | | |
| Physical Disability | | | | | | | |

The "With Children and Adults" column is retired as of 10/1/2019 and replaced with the columns "Adults in HH with Children & Adults" and "Children in HH with Children & Adults".

Q13c1: Physical and Mental Health Conditions for Stayers

| | Total Persons | Without Children | Adults in HH with Children & Adults | Children in HH with Children & Adults | With Children and Adults | With Only Children | Unknown Household Type |
|---|---------------|------------------|-------------------------------------|---------------------------------------|--------------------------|--------------------|------------------------|
| Mental Health Disorder | | | | | | | |
| Alcohol Use Disorder | | | | | | | |
| Drug Use Disorder | 1 | 1 | 0 | 0 | | 0 | 0 |
| Both Alcohol Use and Drug Use Disorders | | | | | | | |
| Chronic Health Condition | 1 | 1 | 0 | 0 | | 0 | 0 |
| HIV/AIDS | | | | | | | |
| Developmental Disability | 3 | 3 | 0 | 0 | | 0 | 0 |
| Physical Disability | | | | | | | |

The "With Children and Adults" column is retired as of 10/1/2019 and replaced with the columns "Adults in HH with Children & Adults" and "Children in HH with Children & Adults".


Q14a: Domestic Violence History


| | Total | Without Children | With Children and Adults | With Only Children | Unknown Household Type |
|------------------------------------|-------|------------------|--------------------------|--------------------|------------------------|
| Yes | 1 | 1 | 0 | 0 | 0 |
| No | 35 | 35 | 0 | 0 | 0 |
| Client Doesn't Know/Client Refused | 0 | 0 | 0 | 0 | 0 |
| Data Not Collected | 3 | 3 | 0 | 0 | 0 |
| Total | 39 | 39 | 0 | 0 | 0 |

Q14b: Persons Fleeing Domestic Violence

| | Total | Without Children | With Children and Adults | With Only Children | Unknown Household Type |
|------------------------------------|-------|------------------|--------------------------|--------------------|------------------------|
| Yes | 0 | 0 | 0 | 0 | 0 |
| No | 1 | 1 | 0 | 0 | 0 |
| Client Doesn't Know/Client Refused | 0 | 0 | 0 | 0 | 0 |
| Data Not Collected | 0 | 0 | 0 | 0 | 0 |
| Total | 1 | 1 | 0 | 0 | 0 |

Q15: Living Situation

| | Total | Without Children | With Children and Adults | With Only Children | Unknown Household Type |
|---|-------|------------------|--------------------------|--------------------|------------------------|
| Homeless Situations | | | | | |
| Emergency shelter, including hotel or motel paid for with emergency shelter voucher | 4 | 4 | 0 | 0 | 0 |
| Transitional housing for homeless persons (including homeless youth) | 0 | 0 | 0 | 0 | 0 |
| Place not meant for habitation | 17 | 17 | 0 | 0 | 0 |
| Safe Haven | 0 | 0 | 0 | 0 | 0 |
| Host Home (non-crisis) | 0 | 0 | 0 | 0 | 0 |
| Interim Housing  | | | | | |
| Subtotal | 21 | 21 | 0 | 0 | 0 |
| Institutional Settings | | | | | |
| Psychiatric hospital or other psychiatric facility | 0 | 0 | 0 | 0 | 0 |
| Substance abuse treatment facility or detox center | 0 | 0 | 0 | 0 | 0 |
| Hospital or other residential non-psychiatric medical facility | 0 | 0 | 0 | 0 | 0 |
| Jail, prison or juvenile detention facility | 0 | 0 | 0 | 0 | 0 |
| Foster care home or foster care group home | 0 | 0 | 0 | 0 | 0 |
| Long-term care facility or nursing home | 0 | 0 | 0 | 0 | 0 |
| Residential project or halfway house with no homeless criteria | 0 | 0 | 0 | 0 | 0 |
| Subtotal | 0 | 0 | 0 | 0 | 0 |
| Other Locations | | | | | |
| Permanent housing (other than RRH) for formerly homeless persons | 1 | 1 | 0 | 0 | 0 |
| Owned by client, no ongoing housing subsidy | 0 | 0 | 0 | 0 | 0 |
| Owned by client, with ongoing housing subsidy | 0 | 0 | 0 | 0 | 0 |
| Rental by client, with RRH or equivalent subsidy | 1 | 1 | 0 | 0 | 0 |
| Rental by client, with HCV voucher (tenant or project based) | 0 | 0 | 0 | 0 | 0 |
| Rental by client in a public housing unit | 0 | 0 | 0 | 0 | 0 |
| Rental by client, no ongoing housing subsidy | 10 | 10 | 0 | 0 | 0 |
| Rental by client, with VASH subsidy | 0 | 0 | 0 | 0 | 0 |
| Rental by client with GPD TIP subsidy | 0 | 0 | 0 | 0 | 0 |
| Rental by client, with other housing subsidy | 1 | 1 | 0 | 0 | 0 |
| Hotel or motel paid for without emergency shelter voucher | 4 | 4 | 0 | 0 | 0 |
| Staying or living in a friend's room, apartment or house | 1 | 1 | 0 | 0 | 0 |
| Staying or living in a family member's room, apartment or house | 0 | 0 | 0 | 0 | 0 |
| Client Doesn't Know/Client Refused | 0 | 0 | 0 | 0 | 0 |
| Data Not Collected | 0 | 0 | 0 | 0 | 0 |
| Subtotal | 18 | 18 | 0 | 0 | 0 |
| Total | 39 | 39 | 0 | 0 | 0 |

 Interim housing is retired as of 10/1/2019.

Q16: Cash Income - Ranges

| | Income at Start | Income at Latest Annual Assessment for Stayers | Income at Exit for Leavers |
|---|-----------------|--|----------------------------|
| No income | 6 | 0 | 0 |
| \$1 - \$150 | 0 | 0 | 0 |
| \$151 - \$250 | 0 | 0 | 0 |
| \$251 - \$500 | 0 | 0 | 0 |
| \$501 - \$1000 | 8 | 0 | 0 |
| \$1,001 - \$1,500 | 8 | 0 | 0 |
| \$1,501 - \$2,000 | 7 | 0 | 0 |
| \$2,001+ | 8 | 0 | 1 |
| Client Doesn't Know/Client Refused | 0 | 0 | 0 |
| Data Not Collected | 2 | 0 | 0 |
| Number of Adult Stayers Not Yet Required to Have an Annual Assessment | 0 | 35 | 0 |
| Number of Adult Stayers Without Required Annual Assessment | 0 | 2 | 0 |
| Total Adults | 39 | 37 | 1 |

Q17: Cash Income - Sources

| | Income at Start | Income at Latest Annual Assessment for Stayers | Income at Exit for Leavers |
|--|-----------------|--|----------------------------|
| Earned Income | 17 | 0 | 1 |
| Unemployment Insurance | 1 | 0 | 0 |
| SSI | 7 | 0 | 0 |
| SSDI | 3 | 0 | 0 |
| VA Service-Connected Disability Compensation | 1 | 0 | 0 |
| VA Non-Service Connected Disability Pension | 0 | 0 | 0 |
| Private Disability Insurance | 0 | 0 | 0 |
| Worker's Compensation | 1 | 0 | 0 |
| TANF or Equivalent | 1 | 0 | 0 |
| General Assistance | 1 | 0 | 0 |
| Retirement (Social Security) | 1 | 0 | 0 |
| Pension from Former Job | 0 | 0 | 0 |
| Child Support | 0 | 0 | 0 |
| Alimony (Spousal Support) | 0 | 0 | 0 |
| Other Source | 1 | 0 | 0 |
| Adults with Income Information at Start and Annual Assessment/Exit | 0 | 0 | 1 |

Q19b: Disabling Conditions and Income for Adults at Exit

| | AO: Adult with Disabling Condition | AO: Adult without Disabling Condition | AO: Total Adults | AO: % with Disabling Condition by Source | AC: Adult with Disabling Condition | AC: Adult without Disabling Condition | AC: Total Adults | AC: % with Disabling Condition by Source | UK: Adult with Disabling Condition | UK: Adult without Disabling Condition | UK: Total Adults | UK: % with Disabling Condition by Source |
|--|------------------------------------|---------------------------------------|------------------|--|------------------------------------|---------------------------------------|------------------|--|------------------------------------|---------------------------------------|------------------|--|
| Earned Income | 0 | 1 | 1 | 0% | 0 | 0 | 0 | 0 | 0 | 0 | 0 | 0 |
| Supplemental Security Income (SSI) | 0 | 0 | 0 | 0 | 0 | 0 | 0 | 0 | 0 | 0 | 0 | 0 |
| Social Security Disability Insurance (SSDI) | 0 | 0 | 0 | 0 | 0 | 0 | 0 | 0 | 0 | 0 | 0 | 0 |
| VA Service-Connected Disability Compensation | 0 | 0 | 0 | 0 | 0 | 0 | 0 | 0 | 0 | 0 | 0 | 0 |
| Private Disability Insurance | 0 | 0 | 0 | 0 | 0 | 0 | 0 | 0 | 0 | 0 | 0 | 0 |
| Worker's Compensation | 0 | 0 | 0 | 0 | 0 | 0 | 0 | 0 | 0 | 0 | 0 | 0 |
| Temporary Assistance for Needy Families (TANF) | 0 | 0 | 0 | 0 | 0 | 0 | 0 | 0 | 0 | 0 | 0 | 0 |
| Retirement Income from Social Security | 0 | 0 | 0 | 0 | 0 | 0 | 0 | 0 | 0 | 0 | 0 | 0 |
| Pension or retirement income from a former job | 0 | 0 | 0 | 0 | 0 | 0 | 0 | 0 | 0 | 0 | 0 | 0 |
| Child Support | 0 | 0 | 0 | 0 | 0 | 0 | 0 | 0 | 0 | 0 | 0 | 0 |
| Other source | 0 | 0 | 0 | 0 | 0 | 0 | 0 | 0 | 0 | 0 | 0 | 0 |
| No Sources | 0 | 0 | 0 | 0 | 0 | 0 | 0 | 0 | 0 | 0 | 0 | 0 |
| Unduplicated Total Adults | 0 | 1 | 1 | | 0 | 0 | 0 | | 0 | 0 | 0 | |

Numbers in *green italics* have been recalculated or weighted based on available totals.

Q20a: Type of Non-Cash Benefit Sources

| | Benefit at Start | Benefit at Latest Annual Assessment for Stayers | Benefit at Exit for Leavers |
|---|------------------|---|-----------------------------|
| Supplemental Nutritional Assistance Program | 5 | 0 | 0 |
| WIC | 0 | 0 | 0 |
| TANF Child Care Services | 0 | 0 | 0 |
| TANF Transportation Services | 0 | 0 | 0 |
| Other TANF-Funded Services | 0 | 0 | 0 |
| Other Source | 0 | 0 | 0 |

Q21: Health Insurance

| | At Start | At Annual Assessment for Stayers | At Exit for Leavers |
|---|----------|----------------------------------|---------------------|
| Medicaid | 8 | 0 | 0 |
| Medicare | 1 | 0 | 0 |
| State Children's Health Insurance Program | 0 | 0 | 0 |
| VA Medical Services | 1 | 0 | 0 |
| Employer Provided Health Insurance | 1 | 0 | 0 |
| Health Insurance Through COBRA | 0 | 0 | 0 |
| Private Pay Health Insurance | 0 | 0 | 0 |
| State Health Insurance for Adults | 1 | 0 | 0 |
| Indian Health Services Program | 0 | 0 | 0 |
| Other | 0 | 0 | 0 |
| No Health Insurance | 15 | 0 | 1 |
| Client Doesn't Know/Client Refused | 1 | 0 | 0 |
| Data Not Collected | 13 | 2 | 0 |
| Number of Stayers Not Yet Required to Have an Annual Assessment | 0 | 35 | 0 |
| 1 Source of Health Insurance | 12 | 0 | 0 |
| More than 1 Source of Health Insurance | 0 | 0 | 0 |

Q22a2: Length of Participation – ESG Projects

| | Total | Leavers | Stayers |
|--------------------------------|-------|---------|---------|
| 0 to 7 days | 1 | 0 | 1 |
| 8 to 14 days | 0 | 0 | 0 |
| 15 to 21 days | 0 | 0 | 0 |
| 22 to 30 days | 3 | 0 | 3 |
| 31 to 60 days | 4 | 0 | 4 |
| 61 to 90 days | 3 | 1 | 2 |
| 91 to 180 days | 23 | 0 | 23 |
| 181 to 365 days | 3 | 0 | 3 |
| 366 to 730 days (1-2 Yrs) | 4 | 0 | 4 |
| 731 to 1,095 days (2-3 Yrs) | 0 | 0 | 0 |
| 1,096 to 1,460 days (3-4 Yrs) | 0 | 0 | 0 |
| 1,461 to 1,825 days (4-5 Yrs) | 0 | 0 | 0 |
| More than 1,825 days (> 5 Yrs) | 0 | 0 | 0 |
| Data Not Collected | 0 | 0 | 0 |
| Total | 41 | 1 | 40 |

Q22c: Length of Time between Project Start Date and Housing Move-in Date (post 10/1/2018)

| | Total | Without Children | With Children and Adults | With Only Childier | Unknown Household Type |
|---|-------------|------------------|--------------------------|--------------------|------------------------|
| 7 days or less | 2 | 2 | 0 | 0 | 0 |
| 8 to 14 days | 2 | 2 | 0 | 0 | 0 |
| 15 to 21 days | 1 | 1 | 0 | 0 | 0 |
| 22 to 30 days | 0 | 0 | 0 | 0 | 0 |
| 31 to 60 days | 0 | 0 | 0 | 0 | 0 |
| 61 to 180 days | 0 | 0 | 0 | 0 | 0 |
| 181 to 365 days | 0 | 0 | 0 | 0 | 0 |
| 366 to 730 days (1-2 Yrs) | 0 | 0 | 0 | 0 | 0 |
| Total (persons moved into housing) | 5 | 5 | 0 | 0 | 0 |
| Average length of time to housing | <i>7.00</i> | <i>7.00</i> | <i>0</i> | <i>0</i> | <i>0</i> |
| Persons who were exited without move-in | 1 | 1 | 0 | 0 | 0 |
| Total persons | 6 | 6 | 0 | 0 | 0 |

Numbers in *green italics* have been recalculated or weighted based on available totals.

Q22d: Length of Participation by Household Type

| | Total | Without Childier | With Children and Adults | With Only Childier | Unknown Household Type |
|--------------------------------|-------|------------------|--------------------------|--------------------|------------------------|
| 7 days or less | 1 | 1 | 0 | 0 | 0 |
| 8 to 14 days | 0 | 0 | 0 | 0 | 0 |
| 15 to 21 days | 0 | 0 | 0 | 0 | 0 |
| 22 to 30 days | 3 | 3 | 0 | 0 | 0 |
| 31 to 60 days | 4 | 4 | 0 | 0 | 0 |
| 61 to 90 days | 3 | 3 | 0 | 0 | 0 |
| 91 to 180 days | 23 | 23 | 0 | 0 | 0 |
| 181 to 365 days | 3 | 3 | 0 | 0 | 0 |
| 366 to 730 days (1-2 Yrs) | 4 | 2 | 0 | 2 | 0 |
| 731 to 1,095 days (2-3 Yrs) | 0 | 0 | 0 | 0 | 0 |
| 1,096 to 1,460 days (3-4 Yrs) | 0 | 0 | 0 | 0 | 0 |
| 1,461 to 1,825 days (4-5 Yrs) | 0 | 0 | 0 | 0 | 0 |
| More than 1,825 days (> 5 Yrs) | 0 | 0 | 0 | 0 | 0 |
| Data Not Collected | 0 | 0 | 0 | 0 | 0 |
| Total | 41 | 39 | 0 | 2 | 0 |

Q22e: Length of Time Prior to Housing - based on 3.917 Date Homelessness Started

| | Total | Without Children | With Children and Adults | With Only Children | Unknown Household Type |
|------------------------------------|-------|------------------|--------------------------|--------------------|------------------------|
| 7 days or less | 0 | 0 | 0 | 0 | 0 |
| 8 to 14 days | 0 | 0 | 0 | 0 | 0 |
| 15 to 21 days | 0 | 0 | 0 | 0 | 0 |
| 22 to 30 days | 1 | 1 | 0 | 0 | 0 |
| 31 to 60 days | 0 | 0 | 0 | 0 | 0 |
| 61 to 180 days | 1 | 1 | 0 | 0 | 0 |
| 181 to 365 days | 1 | 1 | 0 | 0 | 0 |
| 366 to 730 days (1-2 Yrs) | 1 | 1 | 0 | 0 | 0 |
| 731 days or more | 1 | 1 | 0 | 0 | 0 |
| Total (persons moved into housing) | 5 | 5 | 0 | 0 | 0 |
| Not yet moved into housing | 23 | 23 | 0 | 0 | 0 |
| Data not collected | 6 | 6 | 0 | 0 | 0 |
| Total persons | 34 | 34 | 0 | 0 | 0 |

Q23c: Exit Destination – All persons

| | Total | Without Children | With Children and Adults | With Only Children | Unknown Household Type |
|---|---------|------------------|--------------------------|--------------------|------------------------|
| Permanent Destinations | | | | | |
| Moved from one HOPWA funded project to HOPWA PH | 0 | 0 | 0 | 0 | 0 |
| Owned by client, no ongoing housing subsidy | 0 | 0 | 0 | 0 | 0 |
| Owned by client, with ongoing housing subsidy | 0 | 0 | 0 | 0 | 0 |
| Rental by client, no ongoing housing subsidy | 0 | 0 | 0 | 0 | 0 |
| Rental by client, with VASH housing subsidy | 0 | 0 | 0 | 0 | 0 |
| Rental by client, with GPD TIP housing subsidy | 0 | 0 | 0 | 0 | 0 |
| Rental by client, with other ongoing housing subsidy | 1 | 1 | 0 | 0 | 0 |
| Permanent housing (other than RRH) for formerly homeless persons | 0 | 0 | 0 | 0 | 0 |
| Staying or living with family, permanent tenure | 0 | 0 | 0 | 0 | 0 |
| Staying or living with friends, permanent tenure | 0 | 0 | 0 | 0 | 0 |
| Rental by client, with RRH or equivalent subsidy | 0 | 0 | 0 | 0 | 0 |
| Rental by client, with HCV voucher (tenant or project based) | 0 | 0 | 0 | 0 | 0 |
| Rental by client in a public housing unit | 0 | 0 | 0 | 0 | 0 |
| Subtotal | 1 | 1 | 0 | 0 | 0 |
| Temporary Destinations | | | | | |
| Emergency shelter, including hotel or motel paid for with emergency shelter voucher | 0 | 0 | 0 | 0 | 0 |
| Moved from one HOPWA funded project to HOPWA TH | 0 | 0 | 0 | 0 | 0 |
| Transitional housing for homeless persons (including homeless youth) | 0 | 0 | 0 | 0 | 0 |
| Staying or living with family, temporary tenure (e.g. room, apartment or house) | 0 | 0 | 0 | 0 | 0 |
| Staying or living with friends, temporary tenure (e.g. room, apartment or house) | 0 | 0 | 0 | 0 | 0 |
| Place not meant for habitation (e.g., a vehicle, an abandoned building, bus/train/subway station/airport or anywhere outside) | 0 | 0 | 0 | 0 | 0 |
| Safe Haven | 0 | 0 | 0 | 0 | 0 |
| Hotel or motel paid for without emergency shelter voucher | 0 | 0 | 0 | 0 | 0 |
| Host Home (non-crisis) | 0 | 0 | 0 | 0 | 0 |
| Subtotal | 0 | 0 | 0 | 0 | 0 |
| Institutional Settings | | | | | |
| Foster care home or group foster care home | 0 | 0 | 0 | 0 | 0 |
| Psychiatric hospital or other psychiatric facility | 0 | 0 | 0 | 0 | 0 |
| Substance abuse treatment facility or detox center | 0 | 0 | 0 | 0 | 0 |
| Hospital or other residential non-psychiatric medical facility | 0 | 0 | 0 | 0 | 0 |
| Jail, prison, or juvenile detention facility | 0 | 0 | 0 | 0 | 0 |
| Long-term care facility or nursing home | 0 | 0 | 0 | 0 | 0 |
| Subtotal | 0 | 0 | 0 | 0 | 0 |
| Other Destinations | | | | | |
| Residential project or halfway house with no homeless criteria | 0 | 0 | 0 | 0 | 0 |
| Deceased | 0 | 0 | 0 | 0 | 0 |
| Other | 0 | 0 | 0 | 0 | 0 |
| Client Doesn't Know/Client Refused | 0 | 0 | 0 | 0 | 0 |
| Data Not Collected (no exit interview completed) | 0 | 0 | 0 | 0 | 0 |
| Subtotal | 0 | 0 | 0 | 0 | 0 |
| Total | 1 | 1 | 0 | 0 | 0 |
| Total persons exiting to positive housing destinations | 1 | 1 | 0 | 0 | 0 |
| Total persons whose destinations excluded them from the calculation | 0 | 0 | 0 | 0 | 0 |
| Percentage | 100.00% | 100.00% | 0 | 0 | 0 |

Numbers in *green italics* have been recalculated or weighted based on available totals.

Q24: Homelessness Prevention Housing Assessment at Exit

| | Total | Without Children | With Children and Adults | With Only Children | Unknown Household Type |
|---|----------|------------------|--------------------------|--------------------|------------------------|
| Able to maintain the housing they had at project start--Without a subsidy | 0 | 0 | 0 | 0 | 0 |
| Able to maintain the housing they had at project start--With the subsidy they had at project start | 0 | 0 | 0 | 0 | 0 |
| Able to maintain the housing they had at project start--With an on-going subsidy acquired since project start | 0 | 0 | 0 | 0 | 0 |
| Able to maintain the housing they had at project start--Only with financial assistance other than a subsidy | 0 | 0 | 0 | 0 | 0 |
| Moved to new housing unit--With on-going subsidy | 0 | 0 | 0 | 0 | 0 |
| Moved to new housing unit--Without an on-going subsidy | 0 | 0 | 0 | 0 | 0 |
| Moved in with family/friends on a temporary basis | 0 | 0 | 0 | 0 | 0 |
| Moved in with family/friends on a permanent basis | 0 | 0 | 0 | 0 | 0 |
| Moved to a transitional or temporary housing facility or program | 0 | 0 | 0 | 0 | 0 |
| Client became homeless -- moving to a shelter or other place unfit for human habitation | 0 | 0 | 0 | 0 | 0 |
| Client went to jail/prison | 0 | 0 | 0 | 0 | 0 |
| Client died | 0 | 0 | 0 | 0 | 0 |
| Client doesn't know/Client refused | 0 | 0 | 0 | 0 | 0 |
| Data not collected (no exit interview completed) | 0 | 0 | 0 | 0 | 0 |
| Total | 0 | 0 | 0 | 0 | 0 |

Q25a: Number of Veterans

| | Total | Without Children | With Children and Adults | Unknown Household Type |
|------------------------------------|-----------|------------------|--------------------------|------------------------|
| Chronically Homeless Veteran | 0 | 0 | 0 | 0 |
| Non-Chronically Homeless Veteran | 3 | 3 | 0 | 0 |
| Not a Veteran | 34 | 34 | 0 | 0 |
| Client Doesn't Know/Client Refused | 0 | 0 | 0 | 0 |
| Data Not Collected | 2 | 2 | 0 | 0 |
| Total | 39 | 39 | 0 | 0 |

Q26b: Number of Chronically Homeless Persons by Household

| | Total | Without Children | With Children and Adults | With Only Children | Unknown Household Type |
|------------------------------------|-----------|------------------|--------------------------|--------------------|------------------------|
| Chronically Homeless | 1 | 1 | 0 | 0 | 0 |
| Not Chronically Homeless | 37 | 35 | 0 | 2 | 0 |
| Client Doesn't Know/Client Refused | 1 | 1 | 0 | 0 | 0 |
| Data Not Collected | 2 | 2 | 0 | 0 | 0 |
| Total | 41 | 39 | 0 | 2 | 0 |

City of Moreno Valley

FY 21/22 Consolidated Annual Performance Evaluation Report (CAPER)

Attachments

Attachment 2

Integrated Disbursement & Information System (IDIS) Reports

Formula and Competitive Grants

U.S. DEPARTMENT OF HOUSING AND URBAN
DEVELOPMENT
OFFICE OF COMMUNITY PLANNING AND DEVELOPMENT
PR01 - HUD Grants and Program Income

DATE: 9/19/2022
TIME: 8:52:28 PM
PAGE: 1/12

IDIS

| Program | Fund Type | Grantee Name | Grantee State Code | Grant Year | Grant Number | Authorized Amount | Suballocated Amount | Amount Committed to Activities |
|------------------------|-----------|---------------|--------------------|------------|--------------|------------------------|---------------------|--------------------------------|
| CDBG | EN | MORENO VALLEY | CA | 1988 | B88MC060567 | \$399,000.00 | \$0.00 | \$399,000.00 |
| | | | | 1989 | B89MC060567 | \$415,000.00 | \$0.00 | \$415,000.00 |
| | | | | 1990 | B90MC060567 | \$500,556.00 | \$0.00 | \$500,556.00 |
| | | | | 1991 | B91MC060567 | \$496,000.00 | \$0.00 | \$496,000.00 |
| | | | | 1992 | B92MC060567 | \$603,000.00 | \$0.00 | \$603,000.00 |
| | | | | 1993 | B93MC060567 | \$1,016,000.00 | \$0.00 | \$1,016,000.00 |
| | | | | 1994 | B94MC060567 | \$1,106,000.00 | \$0.00 | \$1,106,000.00 |
| | | | | 1995 | B95MC060567 | \$1,583,000.00 | \$0.00 | \$1,583,000.00 |
| | | | | 1996 | B96MC060567 | \$1,553,000.00 | \$0.00 | \$1,553,000.00 |
| | | | | 1997 | B97MC060567 | \$1,529,000.00 | \$0.00 | \$1,529,000.00 |
| | | | | 1998 | B98MC060567 | \$1,477,000.00 | \$0.00 | \$1,477,000.00 |
| | | | | 1999 | B99MC060567 | \$1,487,000.00 | \$0.00 | \$1,487,000.00 |
| | | | | 2000 | B00MC060567 | \$1,487,000.00 | \$0.00 | \$1,487,000.00 |
| | | | | 2001 | B01MC060567 | \$1,548,000.00 | \$0.00 | \$1,548,000.00 |
| | | | | 2002 | B02MC060567 | \$1,486,000.00 | \$0.00 | \$1,486,000.00 |
| | | | | 2003 | B03MC060567 | \$2,114,000.00 | \$0.00 | \$2,114,000.00 |
| | | | | 2004 | B04MC060567 | \$2,082,000.00 | \$0.00 | \$2,082,000.00 |
| | | | | 2005 | B05MC060567 | \$1,984,308.00 | \$0.00 | \$1,984,308.00 |
| | | | | 2006 | B06MC060567 | \$1,802,216.00 | \$0.00 | \$1,802,216.00 |
| | | | | 2007 | B07MC060567 | \$1,822,049.00 | \$0.00 | \$1,822,049.00 |
| | | | | 2008 | B08MC060567 | \$1,764,616.00 | \$0.00 | \$1,764,616.00 |
| | | | | 2009 | B09MC060567 | \$1,793,917.00 | \$0.00 | \$1,793,917.00 |
| | | | | 2010 | B10MC060567 | \$1,941,611.00 | \$0.00 | \$1,941,611.00 |
| | | | | 2011 | B11MC060567 | \$1,618,700.00 | \$0.00 | \$1,618,700.00 |
| | | | | 2012 | B12MC060567 | \$1,858,467.00 | \$0.00 | \$1,858,467.00 |
| | | | | 2013 | B13MC060567 | \$1,915,206.00 | \$0.00 | \$1,915,206.00 |
| | | | | 2014 | B14MC060567 | \$1,970,284.00 | \$0.00 | \$1,970,284.00 |
| | | | | 2015 | B15MC060567 | \$2,020,124.00 | \$0.00 | \$2,020,124.00 |
| | | | | 2016 | B16MC060567 | \$1,932,762.00 | \$0.00 | \$1,932,762.00 |
| | | | | 2017 | B17MC060567 | \$1,940,916.00 | \$0.00 | \$1,940,916.00 |
| | | | | 2018 | B18MC060567 | \$2,100,293.00 | \$0.00 | \$2,100,293.00 |
| | | | | 2019 | B19MC060567 | \$2,082,025.00 | \$0.00 | \$2,082,025.00 |
| | | | | 2020 | B20MC060567 | \$2,035,315.00 | \$0.00 | \$1,605,566.12 |
| | | | | 2021 | B21MC060567 | \$2,045,825.00 | \$0.00 | \$2,004,383.19 |
| MORENO VALLEY : | | | | | | \$53,510,190.00 | \$0.00 | \$53,038,999.31 |
| EN Subtotal: | | | | | | \$53,510,190.00 | \$0.00 | \$53,038,999.31 |

U.S. DEPARTMENT OF HOUSING AND URBAN
DEVELOPMENT
OFFICE OF COMMUNITY PLANNING AND DEVELOPMENT
PR01 - HUD Grants and Program Income

DATE: 9/19/2022
TIME: 8:52:28 PM
PAGE: 2/12

IDIS

| Program | Fund Type | Grantee Name | Grantee State Code | Grant Year | Grant Number | Net Drawn Amount | FY YTD Net Draw Amount | Available to Commit |
|------------------------|-----------|---------------|--------------------|------------|--------------|------------------------|------------------------|---------------------|
| CDBG | EN | MORENO VALLEY | CA | 1988 | B88MC060567 | \$399,000.00 | \$0.00 | \$0.00 |
| | | | | 1989 | B89MC060567 | \$415,000.00 | \$0.00 | \$0.00 |
| | | | | 1990 | B90MC060567 | \$500,556.00 | \$0.00 | \$0.00 |
| | | | | 1991 | B91MC060567 | \$496,000.00 | \$0.00 | \$0.00 |
| | | | | 1992 | B92MC060567 | \$603,000.00 | \$0.00 | \$0.00 |
| | | | | 1993 | B93MC060567 | \$1,016,000.00 | \$0.00 | \$0.00 |
| | | | | 1994 | B94MC060567 | \$1,106,000.00 | \$0.00 | \$0.00 |
| | | | | 1995 | B95MC060567 | \$1,583,000.00 | \$0.00 | \$0.00 |
| | | | | 1996 | B96MC060567 | \$1,553,000.00 | \$0.00 | \$0.00 |
| | | | | 1997 | B97MC060567 | \$1,529,000.00 | \$0.00 | \$0.00 |
| | | | | 1998 | B98MC060567 | \$1,477,000.00 | \$0.00 | \$0.00 |
| | | | | 1999 | B99MC060567 | \$1,487,000.00 | \$0.00 | \$0.00 |
| | | | | 2000 | B00MC060567 | \$1,487,000.00 | \$0.00 | \$0.00 |
| | | | | 2001 | B01MC060567 | \$1,548,000.00 | \$0.00 | \$0.00 |
| | | | | 2002 | B02MC060567 | \$1,486,000.00 | \$0.00 | \$0.00 |
| | | | | 2003 | B03MC060567 | \$2,114,000.00 | \$0.00 | \$0.00 |
| | | | | 2004 | B04MC060567 | \$2,082,000.00 | \$0.00 | \$0.00 |
| | | | | 2005 | B05MC060567 | \$1,984,308.00 | \$0.00 | \$0.00 |
| | | | | 2006 | B06MC060567 | \$1,802,216.00 | \$0.00 | \$0.00 |
| | | | | 2007 | B07MC060567 | \$1,822,049.00 | \$0.00 | \$0.00 |
| | | | | 2008 | B08MC060567 | \$1,764,616.00 | \$0.00 | \$0.00 |
| | | | | 2009 | B09MC060567 | \$1,793,917.00 | \$0.00 | \$0.00 |
| | | | | 2010 | B10MC060567 | \$1,941,611.00 | \$0.00 | \$0.00 |
| | | | | 2011 | B11MC060567 | \$1,618,700.00 | \$0.00 | \$0.00 |
| | | | | 2012 | B12MC060567 | \$1,858,467.00 | \$0.00 | \$0.00 |
| | | | | 2013 | B13MC060567 | \$1,915,206.00 | \$0.00 | \$0.00 |
| | | | | 2014 | B14MC060567 | \$1,970,284.00 | \$0.00 | \$0.00 |
| | | | | 2015 | B15MC060567 | \$2,020,124.00 | \$0.00 | \$0.00 |
| | | | | 2016 | B16MC060567 | \$1,932,762.00 | \$0.00 | \$0.00 |
| | | | | 2017 | B17MC060567 | \$1,940,916.00 | \$169,263.58 | \$0.00 |
| | | | | 2018 | B18MC060567 | \$2,100,293.00 | \$165,925.08 | \$0.00 |
| | | | | 2019 | B19MC060567 | \$2,082,025.00 | \$422,945.25 | \$0.00 |
| | | | | 2020 | B20MC060567 | \$1,040,582.49 | \$378,133.62 | \$429,748.88 |
| | | | | 2021 | B21MC060567 | \$715,645.02 | \$715,645.02 | \$41,441.81 |
| MORENO VALLEY : | | | | | | \$51,185,277.51 | \$1,851,912.55 | \$471,190.69 |
| EN Subtotal: | | | | | | \$51,185,277.51 | \$1,851,912.55 | \$471,190.69 |

U.S. DEPARTMENT OF HOUSING AND URBAN
DEVELOPMENT
OFFICE OF COMMUNITY PLANNING AND DEVELOPMENT
PR01 - HUD Grants and Program Income

DATE: 9/19/2022
TIME: 8:52:28 PM
PAGE: 3/12

IDIS

| Program | Fund Type | Grantee Name | Grantee State Code | Grant Year | Grant Number | Available to Draw | Recapture Amount |
|---------|-----------|---------------|--------------------|------------------------|--------------|-----------------------|------------------|
| CDBG | EN | MORENO VALLEY | CA | 1988 | B88MC060567 | \$0.00 | \$0.00 |
| | | | | 1989 | B89MC060567 | \$0.00 | \$0.00 |
| | | | | 1990 | B90MC060567 | \$0.00 | \$0.00 |
| | | | | 1991 | B91MC060567 | \$0.00 | \$0.00 |
| | | | | 1992 | B92MC060567 | \$0.00 | \$0.00 |
| | | | | 1993 | B93MC060567 | \$0.00 | \$0.00 |
| | | | | 1994 | B94MC060567 | \$0.00 | \$0.00 |
| | | | | 1995 | B95MC060567 | \$0.00 | \$0.00 |
| | | | | 1996 | B96MC060567 | \$0.00 | \$0.00 |
| | | | | 1997 | B97MC060567 | \$0.00 | \$0.00 |
| | | | | 1998 | B98MC060567 | \$0.00 | \$0.00 |
| | | | | 1999 | B99MC060567 | \$0.00 | \$0.00 |
| | | | | 2000 | B00MC060567 | \$0.00 | \$0.00 |
| | | | | 2001 | B01MC060567 | \$0.00 | \$0.00 |
| | | | | 2002 | B02MC060567 | \$0.00 | \$0.00 |
| | | | | 2003 | B03MC060567 | \$0.00 | \$0.00 |
| | | | | 2004 | B04MC060567 | \$0.00 | \$0.00 |
| | | | | 2005 | B05MC060567 | \$0.00 | \$0.00 |
| | | | | 2006 | B06MC060567 | \$0.00 | \$0.00 |
| | | | | 2007 | B07MC060567 | \$0.00 | \$0.00 |
| | | | | 2008 | B08MC060567 | \$0.00 | \$0.00 |
| | | | | 2009 | B09MC060567 | \$0.00 | \$0.00 |
| | | | | 2010 | B10MC060567 | \$0.00 | \$0.00 |
| | | | | 2011 | B11MC060567 | \$0.00 | \$0.00 |
| | | | | 2012 | B12MC060567 | \$0.00 | \$0.00 |
| | | | | 2013 | B13MC060567 | \$0.00 | \$0.00 |
| | | | | 2014 | B14MC060567 | \$0.00 | \$0.00 |
| | | | | 2015 | B15MC060567 | \$0.00 | \$0.00 |
| | | | | 2016 | B16MC060567 | \$0.00 | \$0.00 |
| | | | | 2017 | B17MC060567 | \$0.00 | \$0.00 |
| | | | | 2018 | B18MC060567 | \$0.00 | \$0.00 |
| | | | | 2019 | B19MC060567 | \$0.00 | \$0.00 |
| | | | | 2020 | B20MC060567 | \$994,732.51 | \$0.00 |
| | | | | 2021 | B21MC060567 | \$1,330,179.98 | \$0.00 |
| | | | | MORENO VALLEY : | | \$2,324,912.49 | \$0.00 |
| | | | | EN Subtotal: | | \$2,324,912.49 | \$0.00 |

U.S. DEPARTMENT OF HOUSING AND URBAN
DEVELOPMENT
OFFICE OF COMMUNITY PLANNING AND DEVELOPMENT
PR01 - HUD Grants and Program Income

DATE: 9/19/2022
TIME: 8:52:28 PM
PAGE: 4/12

IDIS

| Program | Fund Type | Grantee Name | Grantee State Code | Grant Year | Grant Number | Authorized Amount | Suballocated Amount | Amount Committed to Activities | | | | |
|---------------------|-------------|---------------|--------------------|------------------------|--------------|---------------------|---------------------|--------------------------------|--|---------------------|---------------|---------------------|
| CDBG | PI | MORENO VALLEY | CA | 1997 | B97MC060567 | \$12,761.64 | \$0.00 | \$12,761.64 | | | | |
| | | | | 2004 | B04MC060567 | \$940.00 | \$0.00 | \$940.00 | | | | |
| | | | | 2005 | B05MC060567 | \$19,063.58 | \$0.00 | \$19,063.58 | | | | |
| | | | | 2006 | B06MC060567 | \$20,882.30 | \$0.00 | \$20,882.30 | | | | |
| | | | | 2007 | B07MC060567 | \$1,370.94 | \$0.00 | \$1,370.94 | | | | |
| | | | | 2008 | B08MC060567 | \$2,602.88 | \$0.00 | \$2,602.88 | | | | |
| | | | | 2009 | B09MC060567 | \$2,312.62 | \$0.00 | \$2,312.62 | | | | |
| | | | | 2010 | B10MC060567 | \$3,697.00 | \$0.00 | \$3,697.00 | | | | |
| | | | | 2013 | B13MC060567 | \$6,216.64 | \$0.00 | \$6,216.64 | | | | |
| | | | | 2014 | B14MC060567 | \$89,985.72 | \$0.00 | \$89,985.72 | | | | |
| | | | | 2016 | B16MC060567 | \$65,650.68 | \$0.00 | \$65,650.68 | | | | |
| | | | | MORENO VALLEY : | | | | | | \$225,484.00 | \$0.00 | \$225,484.00 |
| | | | | PI Subtotal: | | | | | | \$225,484.00 | \$0.00 | \$225,484.00 |
| CDBG-R | EN | MORENO VALLEY | CA | 2009 | B09MY060567 | \$479,290.86 | \$0.00 | \$479,290.86 | | | | |
| | | | | MORENO VALLEY : | | | | | | \$479,290.86 | \$0.00 | \$479,290.86 |
| EN Subtotal: | | | | | | \$479,290.86 | \$0.00 | \$479,290.86 | | | | |
| HOME | EN | MORENO VALLEY | CA | 1995 | M95MC060551 | \$500,000.00 | \$125,000.00 | \$375,000.00 | | | | |
| | | | | 1996 | M96MC060551 | \$375,000.00 | \$93,750.00 | \$281,250.00 | | | | |
| | | | | 1997 | M97MC060551 | \$365,000.00 | \$91,250.00 | \$273,750.00 | | | | |
| | | | | 1998 | M98MC060551 | \$383,000.00 | \$95,750.00 | \$287,250.00 | | | | |
| | | | | 1999 | M99MC060551 | \$413,000.00 | \$103,250.00 | \$309,750.00 | | | | |
| | | | | 2000 | M00MC060551 | \$412,000.00 | \$103,000.00 | \$309,000.00 | | | | |
| | | | | 2001 | M01MC060551 | \$459,000.00 | \$114,750.00 | \$344,250.00 | | | | |
| | | | | 2002 | M02MC060551 | \$457,000.00 | \$114,250.00 | \$342,750.00 | | | | |
| | | | | 2003 | M03MC060551 | \$698,335.00 | \$174,583.75 | \$523,751.25 | | | | |
| | | | | 2004 | M04MC060551 | \$694,928.00 | \$173,732.00 | \$521,196.00 | | | | |
| | | | | 2005 | M05MC060551 | \$673,958.00 | \$164,590.50 | \$509,367.50 | | | | |
| | | | | 2006 | M06MC060551 | \$631,222.00 | \$155,860.00 | \$475,362.00 | | | | |
| | | | | 2007 | M07MC060551 | \$627,682.00 | \$154,975.00 | \$472,707.00 | | | | |
| | | | | 2008 | M08MC060551 | \$602,756.00 | \$149,903.00 | \$452,853.00 | | | | |
| | | | | 2009 | M09MC060551 | \$666,444.00 | \$166,611.00 | \$499,833.00 | | | | |
| 2010 | M10MC060551 | \$666,589.00 | \$166,647.25 | \$499,941.75 | | | | | | | | |
| 2011 | M11MC060551 | \$588,285.00 | \$147,071.25 | \$441,213.75 | | | | | | | | |
| 2012 | M12MC060551 | \$468,974.00 | \$117,243.50 | \$351,730.50 | | | | | | | | |
| 2013 | M13MC060551 | \$216,643.00 | \$123,314.75 | \$93,328.25 | | | | | | | | |
| 2014 | M14MC060551 | \$525,622.00 | \$134,442.25 | \$391,179.75 | | | | | | | | |

U.S. DEPARTMENT OF HOUSING AND URBAN
DEVELOPMENT
OFFICE OF COMMUNITY PLANNING AND DEVELOPMENT
PR01 - HUD Grants and Program Income

DATE: 9/19/2022
TIME: 8:52:28 PM
PAGE: 5/12

IDIS

| Program | Fund Type | Grantee Name | Grantee State Code | Grant Year | Grant Number | Net Drawn Amount | FY YTD Net Draw Amount | Available to Commit | | | | |
|---------------------|-------------|---------------|--------------------|------------------------|--------------|---------------------|------------------------|---------------------|--|---------------------|---------------|---------------|
| CDBG | PI | MORENO VALLEY | CA | 1997 | B97MC060567 | \$12,761.64 | \$0.00 | \$0.00 | | | | |
| | | | | 2004 | B04MC060567 | \$940.00 | \$0.00 | \$0.00 | | | | |
| | | | | 2005 | B05MC060567 | \$19,063.58 | \$0.00 | \$0.00 | | | | |
| | | | | 2006 | B06MC060567 | \$20,882.30 | \$0.00 | \$0.00 | | | | |
| | | | | 2007 | B07MC060567 | \$1,370.94 | \$0.00 | \$0.00 | | | | |
| | | | | 2008 | B08MC060567 | \$2,602.88 | \$0.00 | \$0.00 | | | | |
| | | | | 2009 | B09MC060567 | \$2,312.62 | \$0.00 | \$0.00 | | | | |
| | | | | 2010 | B10MC060567 | \$3,697.00 | \$0.00 | \$0.00 | | | | |
| | | | | 2013 | B13MC060567 | \$6,216.64 | \$0.00 | \$0.00 | | | | |
| | | | | 2014 | B14MC060567 | \$89,985.72 | \$0.00 | \$0.00 | | | | |
| | | | | 2016 | B16MC060567 | \$65,650.68 | \$0.00 | \$0.00 | | | | |
| | | | | MORENO VALLEY : | | | | | | \$225,484.00 | \$0.00 | \$0.00 |
| | | | | PI Subtotal: | | | | | | \$225,484.00 | \$0.00 | \$0.00 |
| CDBG-R | EN | MORENO VALLEY | CA | 2009 | B09MY060567 | \$479,290.86 | \$0.00 | \$0.00 | | | | |
| | | | | MORENO VALLEY : | | | | | | \$479,290.86 | \$0.00 | \$0.00 |
| EN Subtotal: | | | | | | \$479,290.86 | \$0.00 | \$0.00 | | | | |
| HOME | EN | MORENO VALLEY | CA | 1995 | M95MC060551 | \$375,000.00 | \$0.00 | \$0.00 | | | | |
| | | | | 1996 | M96MC060551 | \$281,250.00 | \$0.00 | \$0.00 | | | | |
| | | | | 1997 | M97MC060551 | \$273,750.00 | \$0.00 | \$0.00 | | | | |
| | | | | 1998 | M98MC060551 | \$287,250.00 | \$0.00 | \$0.00 | | | | |
| | | | | 1999 | M99MC060551 | \$309,750.00 | \$0.00 | \$0.00 | | | | |
| | | | | 2000 | M00MC060551 | \$309,000.00 | \$0.00 | \$0.00 | | | | |
| | | | | 2001 | M01MC060551 | \$344,250.00 | \$0.00 | \$0.00 | | | | |
| | | | | 2002 | M02MC060551 | \$342,750.00 | \$0.00 | \$0.00 | | | | |
| | | | | 2003 | M03MC060551 | \$523,751.25 | \$0.00 | \$0.00 | | | | |
| | | | | 2004 | M04MC060551 | \$521,196.00 | \$0.00 | \$0.00 | | | | |
| | | | | 2005 | M05MC060551 | \$509,367.50 | \$0.00 | \$0.00 | | | | |
| | | | | 2006 | M06MC060551 | \$475,362.00 | \$0.00 | \$0.00 | | | | |
| | | | | 2007 | M07MC060551 | \$472,707.00 | \$0.00 | \$0.00 | | | | |
| | | | | 2008 | M08MC060551 | \$452,853.00 | \$0.00 | \$0.00 | | | | |
| | | | | 2009 | M09MC060551 | \$499,833.00 | \$0.00 | \$0.00 | | | | |
| 2010 | M10MC060551 | \$499,941.75 | \$0.00 | \$0.00 | | | | | | | | |
| 2011 | M11MC060551 | \$441,213.75 | \$0.00 | \$0.00 | | | | | | | | |
| 2012 | M12MC060551 | \$351,730.50 | \$0.00 | \$0.00 | | | | | | | | |
| 2013 | M13MC060551 | \$93,328.25 | \$0.00 | \$0.00 | | | | | | | | |
| 2014 | M14MC060551 | \$391,179.75 | \$0.00 | \$0.00 | | | | | | | | |

U.S. DEPARTMENT OF HOUSING AND URBAN
DEVELOPMENT
OFFICE OF COMMUNITY PLANNING AND DEVELOPMENT
PR01 - HUD Grants and Program Income

DATE: 9/19/2022
TIME: 8:52:28 PM
PAGE: 6/12

IDIS

| Program | Fund Type | Grantee Name | Grantee State Code | Grant Year | Grant Number | Available to | | | | | |
|---------------------|-------------|---------------|--------------------|------------------------|--------------|---------------|------------------|--|--|---------------|---------------|
| | | | | | | Draw | Recapture Amount | | | | |
| CDBG | PI | MORENO VALLEY | CA | 1997 | B97MC060567 | \$0.00 | \$0.00 | | | | |
| | | | | 2004 | B04MC060567 | \$0.00 | \$0.00 | | | | |
| | | | | 2005 | B05MC060567 | \$0.00 | \$0.00 | | | | |
| | | | | 2006 | B06MC060567 | \$0.00 | \$0.00 | | | | |
| | | | | 2007 | B07MC060567 | \$0.00 | \$0.00 | | | | |
| | | | | 2008 | B08MC060567 | \$0.00 | \$0.00 | | | | |
| | | | | 2009 | B09MC060567 | \$0.00 | \$0.00 | | | | |
| | | | | 2010 | B10MC060567 | \$0.00 | \$0.00 | | | | |
| | | | | 2013 | B13MC060567 | \$0.00 | \$0.00 | | | | |
| | | | | 2014 | B14MC060567 | \$0.00 | \$0.00 | | | | |
| | | | | 2016 | B16MC060567 | \$0.00 | \$0.00 | | | | |
| | | | | MORENO VALLEY : | | | | | | \$0.00 | \$0.00 |
| | | | | PI Subtotal: | | | | | | \$0.00 | \$0.00 |
| CDBG-R | EN | MORENO VALLEY | CA | 2009 | B09MY060567 | \$0.00 | \$0.00 | | | | |
| | | | | MORENO VALLEY : | | | | | | \$0.00 | \$0.00 |
| EN Subtotal: | | | | | | \$0.00 | \$0.00 | | | | |
| HOME | EN | MORENO VALLEY | CA | 1995 | M95MC060551 | \$0.00 | \$0.00 | | | | |
| | | | | 1996 | M96MC060551 | \$0.00 | \$0.00 | | | | |
| | | | | 1997 | M97MC060551 | \$0.00 | \$0.00 | | | | |
| | | | | 1998 | M98MC060551 | \$0.00 | \$0.00 | | | | |
| | | | | 1999 | M99MC060551 | \$0.00 | \$0.00 | | | | |
| | | | | 2000 | M00MC060551 | \$0.00 | \$0.00 | | | | |
| | | | | 2001 | M01MC060551 | \$0.00 | \$0.00 | | | | |
| | | | | 2002 | M02MC060551 | \$0.00 | \$0.00 | | | | |
| | | | | 2003 | M03MC060551 | \$0.00 | \$0.00 | | | | |
| | | | | 2004 | M04MC060551 | \$0.00 | \$0.00 | | | | |
| | | | | 2005 | M05MC060551 | \$0.00 | \$0.00 | | | | |
| | | | | 2006 | M06MC060551 | \$0.00 | \$0.00 | | | | |
| | | | | 2007 | M07MC060551 | \$0.00 | \$0.00 | | | | |
| | | | | 2008 | M08MC060551 | \$0.00 | \$0.00 | | | | |
| | | | | 2009 | M09MC060551 | \$0.00 | \$0.00 | | | | |
| | | | | 2010 | M10MC060551 | \$0.00 | \$0.00 | | | | |
| 2011 | M11MC060551 | \$0.00 | \$0.00 | | | | | | | | |
| 2012 | M12MC060551 | \$0.00 | \$0.00 | | | | | | | | |
| 2013 | M13MC060551 | \$0.00 | \$0.00 | | | | | | | | |
| 2014 | M14MC060551 | \$0.00 | \$0.00 | | | | | | | | |

U.S. DEPARTMENT OF HOUSING AND URBAN
DEVELOPMENT
OFFICE OF COMMUNITY PLANNING AND DEVELOPMENT
PR01 - HUD Grants and Program Income

DATE: 9/19/2022
TIME: 8:52:28 PM
PAGE: 7/12

IDIS

| Program | Fund Type | Grantee Name | Grantee State Code | Grant Year | Grant Number | Authorized Amount | Suballocated Amount | Amount Committed to Activities | | | |
|------------------------|-------------|------------------------|--------------------|------------------------|------------------------|------------------------|-----------------------|--------------------------------|-----------------------|---------------------|-----------------------|
| HOME | EN | MORENO VALLEY | CA | 2015 | M15MC060551 | \$516,846.00 | \$129,211.50 | \$387,634.50 | | | |
| | | | | 2016 | M16MC060551 | \$530,093.00 | \$132,523.25 | \$390,724.47 | | | |
| | | | | 2017 | M17MC060551 | \$533,301.00 | \$133,325.25 | \$399,975.75 | | | |
| | | | | 2018 | M18MC060551 | \$744,392.00 | \$186,098.00 | \$71,587.64 | | | |
| | | | | 2019 | M19MC060551 | \$474,166.00 | \$168,041.50 | \$0.00 | | | |
| | | | | 2020 | M20MC060551 | \$692,227.00 | \$173,082.55 | \$0.00 | | | |
| | | | | 2021 | M21MC060551 | \$669,754.00 | \$167,217.10 | \$230,000.00 | | | |
| | | | | | M21MP060551 | \$121,370.05 | \$121,370.05 | \$0.00 | | | |
| | | MORENO VALLEY : | | | | \$14,707,587.05 | \$3,880,843.45 | \$9,235,386.11 | | | |
| | | EN Subtotal: | | | | \$14,707,587.05 | \$3,880,843.45 | \$9,235,386.11 | | | |
| RL | | MORENO VALLEY | CA | 2002 | M02MC060551 | \$0.00 | \$0.00 | \$0.00 | | | |
| | | | | MORENO VALLEY : | | | | \$0.00 | \$0.00 | \$0.00 | |
| | | RL Subtotal: | | | | \$0.00 | \$0.00 | \$0.00 | | | |
| PI | | MORENO VALLEY | CA | 2002 | M02MC060551 | \$671.00 | \$0.00 | \$671.00 | | | |
| | | | | 2005 | M05MC060551 | \$15,554.19 | \$0.00 | \$15,554.19 | | | |
| | | | | 2007 | M07MC060551 | \$28,502.65 | \$0.00 | \$28,502.65 | | | |
| | | | | 2009 | M09MC060551 | \$7,624.40 | \$0.00 | \$7,624.40 | | | |
| | | | | 2011 | M11MC060551 | \$10,346.00 | \$0.00 | \$10,346.00 | | | |
| | | | | 2013 | M13MC060551 | \$8,024.40 | \$0.00 | \$8,024.40 | | | |
| | | | | 2014 | M14MC060551 | \$288,966.82 | \$0.00 | \$288,966.82 | | | |
| | | | | 2015 | M15MC060551 | \$511,065.15 | \$30,326.67 | \$480,738.48 | | | |
| | | | | 2016 | M16MC060551 | \$17,050.20 | \$0.00 | \$17,050.20 | | | |
| | | | | 2017 | M17MC060551 | \$82,954.09 | \$8,295.41 | \$74,658.68 | | | |
| | | | | 2018 | M18MC060551 | \$71,492.90 | \$0.00 | \$71,492.90 | | | |
| | | | | 2019 | M19MC060551 | \$75,528.48 | \$0.00 | \$75,528.48 | | | |
| | | | | 2021 | M21MC060551 | \$218,146.80 | \$0.00 | \$0.00 | | | |
| | | | | | MORENO VALLEY : | | | | \$1,335,927.08 | \$38,622.08 | \$1,079,158.20 |
| | | | | | PI Subtotal: | | | | \$1,335,927.08 | \$38,622.08 | \$1,079,158.20 |
| | | | | PA | | MORENO VALLEY | CA | 2015 | M15MC060551 | \$30,326.67 | \$0.00 |
| 2017 | M17MC060551 | \$8,295.41 | \$0.00 | | | | | \$8,295.41 | | | |
| MORENO VALLEY : | | | | | | | | \$38,622.08 | \$0.00 | \$38,622.08 | |
| | | PA Subtotal: | | | | \$38,622.08 | \$0.00 | \$38,622.08 | | | |
| IU | | MORENO VALLEY | CA | 2019 | M19MC060551 | \$263,000.00 | \$0.00 | \$263,000.00 | | | |
| | | | | MORENO VALLEY : | | | | \$263,000.00 | \$0.00 | \$263,000.00 | |
| | | IU Subtotal: | | | | \$263,000.00 | \$0.00 | \$263,000.00 | | | |

U.S. DEPARTMENT OF HOUSING AND URBAN
DEVELOPMENT
OFFICE OF COMMUNITY PLANNING AND DEVELOPMENT
PR01 - HUD Grants and Program Income

DATE: 9/19/2022
TIME: 8:52:28 PM
PAGE: 8/12

IDIS

| Program | Fund Type | Grantee Name | Grantee State Code | Grant Year | Grant Number | Net Drawn Amount | FY YTD Net Draw Amount | Available to Commit | | |
|------------------------|-------------|------------------------|--------------------|------------------------|--------------|-----------------------|------------------------|-----------------------|---------------|---------------------|
| HOME | EN | MORENO VALLEY | CA | 2015 | M15MC060551 | \$387,634.50 | \$70,036.02 | \$0.00 | | |
| | | | | 2016 | M16MC060551 | \$390,724.47 | \$183,938.09 | \$6,845.28 | | |
| | | | | 2017 | M17MC060551 | \$399,975.75 | \$399,975.75 | \$0.00 | | |
| | | | | 2018 | M18MC060551 | \$71,587.64 | \$71,587.64 | \$486,706.36 | | |
| | | | | 2019 | M19MC060551 | \$0.00 | \$0.00 | \$306,124.50 | | |
| | | | | 2020 | M20MC060551 | \$0.00 | \$0.00 | \$519,144.45 | | |
| | | | | 2021 | M21MC060551 | \$50,398.50 | \$50,398.50 | \$272,536.90 | | |
| | | | | | M21MP060551 | \$0.00 | \$0.00 | \$0.00 | | |
| | | MORENO VALLEY : | | | | \$9,055,784.61 | \$775,936.00 | \$1,591,357.49 | | |
| | | EN Subtotal: | | | | \$9,055,784.61 | \$775,936.00 | \$1,591,357.49 | | |
| RL | | MORENO VALLEY | CA | 2002 | M02MC060551 | \$0.00 | \$0.00 | \$0.00 | | |
| | | | | MORENO VALLEY : | | | | \$0.00 | \$0.00 | \$0.00 |
| | | RL Subtotal: | | | | \$0.00 | \$0.00 | \$0.00 | | |
| PI | | MORENO VALLEY | CA | 2002 | M02MC060551 | \$671.00 | \$0.00 | \$0.00 | | |
| | | | | 2005 | M05MC060551 | \$15,554.19 | \$0.00 | \$0.00 | | |
| | | | | 2007 | M07MC060551 | \$28,502.65 | \$0.00 | \$0.00 | | |
| | | | | 2009 | M09MC060551 | \$7,624.40 | \$0.00 | \$0.00 | | |
| | | | | 2011 | M11MC060551 | \$10,346.00 | \$0.00 | \$0.00 | | |
| | | | | 2013 | M13MC060551 | \$8,024.40 | \$0.00 | \$0.00 | | |
| | | | | 2014 | M14MC060551 | \$288,966.82 | \$0.00 | \$0.00 | | |
| | | | | 2015 | M15MC060551 | \$480,738.48 | \$0.00 | \$0.00 | | |
| | | | | 2016 | M16MC060551 | \$17,050.20 | \$0.00 | \$0.00 | | |
| | | | | 2017 | M17MC060551 | \$74,658.68 | \$0.00 | \$0.00 | | |
| | | | | 2018 | M18MC060551 | \$71,492.90 | \$0.00 | \$0.00 | | |
| | | | | 2019 | M19MC060551 | \$75,528.48 | \$0.00 | \$0.00 | | |
| | | | | 2021 | M21MC060551 | \$0.00 | \$0.00 | \$218,146.80 | | |
| | | | | MORENO VALLEY : | | | | \$1,079,158.20 | \$0.00 | \$218,146.80 |
| | | | | PI Subtotal: | | | | \$1,079,158.20 | \$0.00 | \$218,146.80 |
| | | | | PA | | MORENO VALLEY | CA | 2015 | M15MC060551 | \$30,326.67 |
| 2017 | M17MC060551 | \$8,295.41 | \$0.00 | | | | | \$0.00 | | |
| MORENO VALLEY : | | | | | | | | \$38,622.08 | \$0.00 | \$0.00 |
| | | PA Subtotal: | | | | \$38,622.08 | \$0.00 | \$0.00 | | |
| IU | | MORENO VALLEY | CA | 2019 | M19MC060551 | \$263,000.00 | \$0.00 | \$0.00 | | |
| | | | | MORENO VALLEY : | | | | \$263,000.00 | \$0.00 | \$0.00 |
| | | IU Subtotal: | | | | \$263,000.00 | \$0.00 | \$0.00 | | |

U.S. DEPARTMENT OF HOUSING AND URBAN
DEVELOPMENT
OFFICE OF COMMUNITY PLANNING AND DEVELOPMENT
PR01 - HUD Grants and Program Income

DATE: 9/19/2022
TIME: 8:52:28 PM
PAGE: 9/12

IDIS

| Program | Fund Type | Grantee Name | Grantee State Code | Grant Year | Grant Number | Available to Draw | Recapture Amount | | | | |
|---------|-----------|------------------------|--------------------|------------|--------------|------------------------|------------------|---------------|---------------|---------------------|---------------|
| HOME | EN | MORENO VALLEY | CA | 2015 | M15MC060551 | \$0.00 | \$0.00 | | | | |
| | | | | 2016 | M16MC060551 | \$6,845.28 | \$0.00 | | | | |
| | | | | 2017 | M17MC060551 | \$0.00 | \$0.00 | | | | |
| | | | | 2018 | M18MC060551 | \$486,706.36 | \$0.00 | | | | |
| | | | | 2019 | M19MC060551 | \$306,124.50 | \$0.00 | | | | |
| | | | | 2020 | M20MC060551 | \$519,144.45 | \$0.00 | | | | |
| | | | | 2021 | M21MC060551 | \$452,138.40 | \$0.00 | | | | |
| | | | | | M21MP060551 | \$0.00 | \$0.00 | | | | |
| | | MORENO VALLEY : | | | | \$1,770,958.99 | \$0.00 | | | | |
| | | EN Subtotal: | | | | \$1,770,958.99 | \$0.00 | | | | |
| RL | | MORENO VALLEY | CA | 2002 | M02MC060551 | \$0.00 | \$0.00 | | | | |
| | | | | | | MORENO VALLEY : | | \$0.00 | \$0.00 | | |
| | | RL Subtotal: | | | | \$0.00 | \$0.00 | | | | |
| PI | | MORENO VALLEY | CA | 2002 | M02MC060551 | \$0.00 | \$0.00 | | | | |
| | | | | 2005 | M05MC060551 | \$0.00 | \$0.00 | | | | |
| | | | | 2007 | M07MC060551 | \$0.00 | \$0.00 | | | | |
| | | | | 2009 | M09MC060551 | \$0.00 | \$0.00 | | | | |
| | | | | 2011 | M11MC060551 | \$0.00 | \$0.00 | | | | |
| | | | | 2013 | M13MC060551 | \$0.00 | \$0.00 | | | | |
| | | | | 2014 | M14MC060551 | \$0.00 | \$0.00 | | | | |
| | | | | 2015 | M15MC060551 | \$0.00 | \$0.00 | | | | |
| | | | | 2016 | M16MC060551 | \$0.00 | \$0.00 | | | | |
| | | | | 2017 | M17MC060551 | \$0.00 | \$0.00 | | | | |
| | | | | 2018 | M18MC060551 | \$0.00 | \$0.00 | | | | |
| | | | | 2019 | M19MC060551 | \$0.00 | \$0.00 | | | | |
| | | | | 2021 | M21MC060551 | \$218,146.80 | \$0.00 | | | | |
| | | | | | | MORENO VALLEY : | | | | \$218,146.80 | \$0.00 |
| | | | | | | PI Subtotal: | | | | \$218,146.80 | \$0.00 |
| | | | | PA | | MORENO VALLEY | CA | 2015 | M15MC060551 | \$0.00 | \$0.00 |
| | | | | | | | | 2017 | M17MC060551 | \$0.00 | \$0.00 |
| | | MORENO VALLEY : | | | | | | \$0.00 | \$0.00 | | |
| | | PA Subtotal: | | | | \$0.00 | \$0.00 | | | | |
| IU | | MORENO VALLEY | CA | 2019 | M19MC060551 | \$0.00 | \$0.00 | | | | |
| | | | | | | MORENO VALLEY : | | \$0.00 | \$0.00 | | |
| | | IU Subtotal: | | | | \$0.00 | \$0.00 | | | | |

U.S. DEPARTMENT OF HOUSING AND URBAN
DEVELOPMENT
OFFICE OF COMMUNITY PLANNING AND DEVELOPMENT
PR01 - HUD Grants and Program Income

DATE: 9/19/2022
TIME: 8:52:28 PM
PAGE: 10/12

IDIS

| Program | Fund Type | Grantee Name | Grantee State Code | Grant Year | Grant Number | Authorized Amount | Suballocated Amount | Amount Committed to Activities |
|----------------|-----------|---------------------|--------------------|------------------------|--------------|------------------------|-----------------------|--------------------------------|
| HPRP | EN | MORENO VALLEY | CA | 2009 | S09MY060567 | \$732,872.00 | \$0.00 | \$732,872.00 |
| | | | | MORENO VALLEY : | | \$732,872.00 | \$0.00 | \$732,872.00 |
| | | EN Subtotal: | | | | \$732,872.00 | \$0.00 | \$732,872.00 |
| GRANTEE | | | | | | \$71,292,973.07 | \$3,919,465.53 | \$65,092,812.56 |

U.S. DEPARTMENT OF HOUSING AND URBAN
DEVELOPMENT
OFFICE OF COMMUNITY PLANNING AND DEVELOPMENT
PR01 - HUD Grants and Program Income

DATE: 9/19/2022
TIME: 8:52:28 PM
PAGE: 11/12

IDIS

| Program | Fund Type | Grantee Name | Grantee State Code | Grant Year | Grant Number | Net Drawn Amount | FY YTD Net Draw Amount | Available to Commit |
|----------------|-----------|---------------------|--------------------|------------------------|--------------|------------------------|------------------------|-----------------------|
| HPRP | EN | MORENO VALLEY | CA | 2009 | S09MY060567 | \$732,872.00 | \$0.00 | \$0.00 |
| | | | | MORENO VALLEY : | | \$732,872.00 | \$0.00 | \$0.00 |
| | | EN Subtotal: | | | | \$732,872.00 | \$0.00 | \$0.00 |
| GRANTEE | | | | | | \$63,059,489.26 | \$2,627,848.55 | \$2,280,694.98 |

U.S. DEPARTMENT OF HOUSING AND URBAN
DEVELOPMENT
OFFICE OF COMMUNITY PLANNING AND DEVELOPMENT
PR01 - HUD Grants and Program Income

DATE: 9/19/2022
TIME: 8:52:28 PM
PAGE: 12/12

IDIS

| Program | Fund Type | Grantee Name | Grantee State Code | Grant Year | Grant Number | Available to | |
|------------------------|-----------|---------------|--------------------|------------|--------------|-----------------------|------------------|
| | | | | | | Draw | Recapture Amount |
| HPRP | EN | MORENO VALLEY | CA | 2009 | S09MY060567 | \$0.00 | \$0.00 |
| MORENO VALLEY : | | | | | | \$0.00 | \$0.00 |
| EN Subtotal: | | | | | | \$0.00 | \$0.00 |
| GRANTEE | | | | | | \$4,314,018.28 | \$0.00 |

CARES Act Grants

U.S. DEPARTMENT OF HOUSING AND URBAN
DEVELOPMENT
OFFICE OF COMMUNITY PLANNING AND DEVELOPMENT
PR01 - HUD Grants and Program Income

DATE: 9/19/2022
TIME: 8:53:52 PM
PAGE: 1/3

IDIS

| Program | Fund Type | Grantee Name | Grantee State Code | Grant Year | Grant Number | Authorized Amount | Suballocated Amount | Amount Committed to Activities |
|----------------|-----------|---------------------|--------------------|------------------------|--------------|-----------------------|---------------------|--------------------------------|
| CDBG | EN | MORENO VALLEY | CA | 2020 | B20MW060567 | \$2,293,351.00 | \$0.00 | \$2,293,351.00 |
| | | | | MORENO VALLEY : | | \$2,293,351.00 | \$0.00 | \$2,293,351.00 |
| | | EN Subtotal: | | | | \$2,293,351.00 | \$0.00 | \$2,293,351.00 |
| GRANTEE | | | | | | \$2,293,351.00 | \$0.00 | \$2,293,351.00 |

U.S. DEPARTMENT OF HOUSING AND URBAN
DEVELOPMENT
OFFICE OF COMMUNITY PLANNING AND DEVELOPMENT
PR01 - HUD Grants and Program Income

DATE: 9/19/2022
TIME: 8:53:52 PM
PAGE: 2/3

IDIS

| Program | Fund Type | Grantee Name | Grantee State Code | Grant Year | Grant Number | Net Drawn Amount | FY YTD Net Draw Amount | Available to Commit |
|----------------|-----------|---------------------|--------------------|------------------------|--------------|-----------------------|------------------------|---------------------|
| CDBG | EN | MORENO VALLEY | CA | 2020 | B20MW060567 | \$1,816,736.57 | \$729,346.86 | \$0.00 |
| | | | | MORENO VALLEY : | | \$1,816,736.57 | \$729,346.86 | \$0.00 |
| | | EN Subtotal: | | | | \$1,816,736.57 | \$729,346.86 | \$0.00 |
| GRANTEE | | | | | | \$1,816,736.57 | \$729,346.86 | \$0.00 |

U.S. DEPARTMENT OF HOUSING AND URBAN
DEVELOPMENT
OFFICE OF COMMUNITY PLANNING AND DEVELOPMENT
PR01 - HUD Grants and Program Income

DATE: 9/19/2022
TIME: 8:53:52 PM
PAGE: 3/3

IDIS

| Program | Fund Type | Grantee Name | Grantee State Code | Grant Year | Grant Number | Available to Draw Recapture Amount | |
|----------------|-----------|---------------------|--------------------|------------------------|--------------|------------------------------------|---------------|
| CDBG | EN | MORENO VALLEY | CA | 2020 | B20MW060567 | \$476,614.43 | \$0.00 |
| | | | | MORENO VALLEY : | | \$476,614.43 | \$0.00 |
| | | EN Subtotal: | | | | \$476,614.43 | \$0.00 |
| GRANTEE | | | | | | \$476,614.43 | \$0.00 |

U.S. Department of Housing and Urban Development
 Office of Community Planning and Development
 Integrated Disbursement and Information System
 CDBG Activity Summary Report (GPR) for Program Year 2021
 MORENO VALLEY

Date: 28-Sep-2022
 Time: 16:27
 Page: 1

PGM Year: 2019
 Project: 0024 - FLAMING ARROW STORM DRAIN 2019
 IDIS Activity: 1014 - MV Public Works Div - Flaming Arrow Storm Drain 2019

Status: Completed 6/30/2022 12:00:00 AM
 Location: 14177 Frederick St Moreno Valley, CA 92553-9014
 Objective: Create suitable living environments
 Outcome: Availability/accessibility
 Matrix Code: Street Improvements (03K) National Objective: LMA

Activity to prevent, prepare for, and respond to Coronavirus: No

Initial Funding Date: 12/20/2019

Description:

Sunnymead-Flaming Arrow Drive Storm Drain (Construction) The purpose of this project is to mitigate flooding that occurs in the vicinity of Saint Christopher Lane and Sweet Grass Drive, that experiences frequent flooding in the HUD-CDBG LowMod Census Tract 042521 area impacting homes, public streets, private properties, and parking areas. This project will mitigate existing flooding in the target area by constructing the extension of an existing storm drain system, Line M-11 in the Sunnymead Master Drainage Area. The project is comprised of the construction of a 1,200 linear feet long, 24-inch diameter reinforced concrete pipe (RCP) storm drain that will flow from the eastern terminus of Saint Christopher Lane south toward Bay Avenue where it will interconnect with existing 42-inch RCP Sunnymead Master Drainage Plan (MDP) Line M-11, just north of Bay Avenue. The storm drain will be designed to convey flows from a 10-year storm event to decrease flooding potential along the Saint Christopher Lane and adjoining properties.

Financing

| | Fund Type | Grant Year | Grant | Funded Amount | Drawn In Program Year | Drawn Thru Program Year |
|-------|-----------|------------|-------------|---------------|-----------------------|-------------------------|
| CDBG | EN | 2019 | B19MC060567 | \$250,000.00 | \$12,483.22 | \$250,000.00 |
| Total | Total | | | \$250,000.00 | \$12,483.22 | \$250,000.00 |

Proposed Accomplishments

People (General) : 200
 Total Population in Service Area: 1,930
 Census Tract Percent Low / Mod: 59.59

Annual Accomplishments

| Years | Accomplishment Narrative | # Benefitting |
|-------|--------------------------|---------------|
| 2021 | | |

U.S. Department of Housing and Urban Development
 Office of Community Planning and Development
 Integrated Disbursement and Information System
 CDBG Activity Summary Report (GPR) for Program Year 2021
 MORENO VALLEY

Date: 28-Sep-2022
 Time: 16:27
 Page: 2

PGM Year: 2020
 Project: 0022 - CV-MOVAL MEALS 2020
 IDIS Activity: 1026 - CDBG-CV MoVal Meals
 Status: Canceled 8/27/2021 4:54:02 PM
 Location: 14075 Frederick St Moreno Valley, CA 92553-9057

Objective: Create suitable living environments
 Outcome: Availability/accessibility
 Matrix Code: Health Services (05M) National Objective: LMC

Activity to prevent, prepare for, and respond to Coronavirus: Yes

Initial Funding Date: 08/18/2020

Description:
 In response to Coronavirus, the goal of the program is to have 500 care packages available to the most critical segment of Moreno Valleys population each week. These care packages will help in supplementing the daily food and grocery supplies for seniors and disabled residents who have been negatively affected by COVID-19. The need and project success will have fed over 1,556 eligible participants and kept part-time staff employed during the COVID-19 pandemic.

Financing
 No data returned for this view. This might be because the applied filter excludes all data.

Proposed Accomplishments

People (General) : 1,556

Actual Accomplishments

| Number assisted: | Owner | | Renter | | Total | | Person | |
|---|-------|----------|--------|----------|-------|----------|--------|----------|
| | Total | Hispanic | Total | Hispanic | Total | Hispanic | Total | Hispanic |
| White: | 0 | 0 | 0 | 0 | 0 | 0 | | 0 |
| Black/African American: | 0 | 0 | 0 | 0 | 0 | 0 | 0 | 0 |
| Asian: | 0 | 0 | 0 | 0 | 0 | 0 | 0 | 0 |
| American Indian/Alaskan Native: | 0 | 0 | 0 | 0 | 0 | 0 | 0 | 0 |
| Native Hawaiian/Other Pacific Islander: | 0 | 0 | 0 | 0 | 0 | 0 | 0 | 0 |
| American Indian/Alaskan Native & White: | 0 | 0 | 0 | 0 | 0 | 0 | 0 | 0 |
| Asian White: | 0 | 0 | 0 | 0 | 0 | 0 | 0 | 0 |
| Black/African American & White: | 0 | 0 | 0 | 0 | 0 | 0 | 0 | 0 |

U.S. Department of Housing and Urban Development
 Office of Community Planning and Development
 Integrated Disbursement and Information System
 CDBG Activity Summary Report (GPR) for Program Year 2021
 MORENO VALLEY

Date: 28-Sep-2022
 Time: 16:27
 Page: 3

| | | | | | | | | |
|--|---|---|---|---|---|---|---|---|
| American Indian/Alaskan Native & Black/African American: | 0 | 0 | 0 | 0 | 0 | 0 | 0 | 0 |
| Other multi-racial: | 0 | 0 | 0 | 0 | 0 | 0 | 0 | 0 |
| Asian/Pacific Islander: | 0 | 0 | 0 | 0 | 0 | 0 | 0 | 0 |
| Hispanic: | 0 | 0 | 0 | 0 | 0 | 0 | 0 | 0 |
| Total: | 0 | 0 | 0 | 0 | 0 | 0 | 0 | 0 |
| Female-headed Households: | 0 | | 0 | | 0 | | | |

| | | | | |
|------------------|-------|--------|-------|--------|
| Income Category: | Owner | Renter | Total | Person |
| Extremely Low | 0 | 0 | 0 | 0 |
| Low Mod | 0 | 0 | 0 | 0 |
| Moderate | 0 | 0 | 0 | 0 |
| Non Low Moderate | 0 | 0 | 0 | 0 |
| Total | 0 | 0 | 0 | 0 |
| Percent Low/Mod | | | | |

Annual Accomplishments

| Years | Accomplishment Narrative | # Benefiting |
|-------|--------------------------|--------------|
| 2020 | | |

U.S. Department of Housing and Urban Development
 Office of Community Planning and Development
 Integrated Disbursement and Information System
 CDBG Activity Summary Report (GPR) for Program Year 2021
 MORENO VALLEY

Date: 28-Sep-2022
 Time: 16:27
 Page: 4

PGM Year: 2020
 Project: 0015 - GRID ALTERNATIVES, LOW INCOME SOLAR ENERGY ASSISTANCE PROGRAM 2020
 IDIS Activity: 1042 - Grid Alternatives - Solar Energy Assistance Program (2020)
 Status: Completed 6/30/2022 12:00:00 AM Objective: Create suitable living environments
 Location: 11618 Bobolink Ln Moreno Valley, CA 92557-5443 Outcome: Sustainability
 Matrix Code: Energy Efficiency Improvements (14F) National Objective: LMH

Activity to prevent, prepare for, and respond to Coronavirus: No

Initial Funding Date: 10/29/2020

Description:

Grid Alternatives will install solar electric systems and provide roof repair for 10 low-income homeowners in Moreno Valley, resulting in long-term financial benefits for low-income families; real-world hands on experience for local workers in the field of solar installation; and environmental benefits.

Financing

| | Fund Type | Grant Year | Grant | Funded Amount | Drawn In Program Year | Drawn Thru Program Year |
|-------|-----------|------------|-------------|---------------|-----------------------|-------------------------|
| CDBG | EN | 2020 | B20MC060567 | \$96,978.54 | \$89,167.42 | \$96,978.54 |
| Total | Total | | | \$96,978.54 | \$89,167.42 | \$96,978.54 |

Proposed Accomplishments

Housing Units : 10

Actual Accomplishments

Number assisted:

| | Owner | | Renter | | Total | | Person | |
|--|-------|----------|--------|----------|-------|----------|--------|----------|
| | Total | Hispanic | Total | Hispanic | Total | Hispanic | Total | Hispanic |
| White: | 1 | 0 | 0 | 0 | 1 | 0 | 0 | 0 |
| Black/African American: | 2 | 1 | 0 | 0 | 2 | 1 | 0 | 0 |
| Asian: | 1 | 0 | 0 | 0 | 1 | 0 | 0 | 0 |
| American Indian/Alaskan Native: | 0 | 0 | 0 | 0 | 0 | 0 | 0 | 0 |
| Native Hawaiian/Other Pacific Islander: | 0 | 0 | 0 | 0 | 0 | 0 | 0 | 0 |
| American Indian/Alaskan Native & White: | 0 | 0 | 0 | 0 | 0 | 0 | 0 | 0 |
| Asian White: | 0 | 0 | 0 | 0 | 0 | 0 | 0 | 0 |
| Black/African American & White: | 0 | 0 | 0 | 0 | 0 | 0 | 0 | 0 |
| American Indian/Alaskan Native & Black/African American: | 0 | 0 | 0 | 0 | 0 | 0 | 0 | 0 |
| Other multi-racial: | 4 | 3 | 0 | 0 | 4 | 3 | 0 | 0 |
| Asian/Pacific Islander: | 0 | 0 | 0 | 0 | 0 | 0 | 0 | 0 |
| Hispanic: | 0 | 0 | 0 | 0 | 0 | 0 | 0 | 0 |

U.S. Department of Housing and Urban Development
 Office of Community Planning and Development
 Integrated Disbursement and Information System
 CDBG Activity Summary Report (GPR) for Program Year 2021
 MORENO VALLEY

Date: 28-Sep-2022
 Time: 16:27
 Page: 5

| | | | | | | | | | | |
|---------------------------|--------|--------|--------|---|--------|---|---|---|---|---|
| Total: | | | | | | | | | | |
| | | | 8 | 4 | 0 | 0 | 8 | 4 | 0 | 0 |
| Female-headed Households: | | | 3 | | 0 | | 3 | | | |
| Income Category: | | | | | | | | | | |
| | Owner | Renter | Total | | Person | | | | | |
| Extremely Low | 0 | 0 | 0 | | 0 | | | | | |
| Low Mod | 1 | 0 | 1 | | 0 | | | | | |
| Moderate | 7 | 0 | 7 | | 0 | | | | | |
| Non Low Moderate | 0 | 0 | 0 | | 0 | | | | | |
| Total | 8 | 0 | 8 | | 0 | | | | | |
| Percent Low/Mod | 100.0% | | 100.0% | | | | | | | |

Annual Accomplishments

| Years | Accomplishment Narrative | # Benefitting |
|-------|--------------------------|---------------|
| 2020 | | |
| 2021 | | |

U.S. Department of Housing and Urban Development
 Office of Community Planning and Development
 Integrated Disbursement and Information System
 CDBG Activity Summary Report (GPR) for Program Year 2021
 MORENO VALLEY

Date: 28-Sep-2022
 Time: 16:27
 Page: 6

PGM Year: 2019
 Project: 0029 - CV - CDBG Program Administration
 IDIS Activity: 1047 - CDBG-CV Program Administration
 Status: Open
 Location: ,

Objective:
 Outcome:
 Matrix Code: General Program Administration (21A) National Objective:

Activity to prevent, prepare for, and respond to Coronavirus: Yes

Initial Funding Date: 12/08/2020

Description:
 Overall program administration, management, monitoring and evaluation to prevent, prepare for, and respond to the coronavirus (COVID-19).
 Financing

| | Fund Type | Grant Year | Grant | Funded Amount | Drawn In Program Year | Drawn Thru Program Year |
|-------|-----------|------------|-------------|---------------|-----------------------|-------------------------|
| CDBG | EN | 2020 | B20MW060567 | \$385,708.53 | \$40,324.04 | \$120,010.76 |
| Total | Total | | | \$385,708.53 | \$40,324.04 | \$120,010.76 |

Proposed Accomplishments

Actual Accomplishments

| Number assisted: | Owner | | Renter | | Total | | Person | |
|--|-------|----------|--------|----------|-------|----------|--------|----------|
| | Total | Hispanic | Total | Hispanic | Total | Hispanic | Total | Hispanic |
| White: | | | | | 0 | 0 | | |
| Black/African American: | | | | | 0 | 0 | | |
| Asian: | | | | | 0 | 0 | | |
| American Indian/Alaskan Native: | | | | | 0 | 0 | | |
| Native Hawaiian/Other Pacific Islander: | | | | | 0 | 0 | | |
| American Indian/Alaskan Native & White: | | | | | 0 | 0 | | |
| Asian White: | | | | | 0 | 0 | | |
| Black/African American & White: | | | | | 0 | 0 | | |
| American Indian/Alaskan Native & Black/African American: | | | | | 0 | 0 | | |
| Other multi-racial: | | | | | 0 | 0 | | |
| Asian/Pacific Islander: | | | | | 0 | 0 | | |
| Hispanic: | | | | | 0 | 0 | | |
| Total: | 0 | 0 | 0 | 0 | 0 | 0 | 0 | 0 |

Female-headed Households: 0

U.S. Department of Housing and Urban Development
Office of Community Planning and Development
Integrated Disbursement and Information System
CDBG Activity Summary Report (GPR) for Program Year 2021
MORENO VALLEY

Date: 28-Sep-2022

Time: 16:27

Page: 7

| Income Category: | Owner | Renter | Total | Person |
|------------------|-------|--------|-------|--------|
| Extremely Low | | | 0 | |
| Low Mod | | | 0 | |
| Moderate | | | 0 | |
| Non Low Moderate | | | 0 | |
| Total | 0 | 0 | 0 | 0 |
| Percent Low/Mod | | | | |

Annual Accomplishments

No data returned for this view. This might be because the applied filter excludes all data.

U.S. Department of Housing and Urban Development
Office of Community Planning and Development
Integrated Disbursement and Information System
CDBG Activity Summary Report (GPR) for Program Year 2021
MORENO VALLEY

Date: 28-Sep-2022
Time: 16:27
Page: 8

PGM Year: 2020
Project: 0018 - PAVEMENT REHABILITATION FOR VARIOUS LOCAL STREETS 2020
IDIS Activity: 1049 - Pavement Rehab for Various Local Streets Project (2020)
Status: Completed 6/22/2022 12:00:00 AM
Location: 14177 Frederick St Moreno Valley, CA 92553-9014
Objective: Create suitable living environments
Outcome: Availability/accessibility
Matrix Code: Street Improvements (03K) National Objective: LMA

Activity to prevent, prepare for, and respond to Coronavirus: No

Initial Funding Date: 12/08/2020

Description:
This activity will provide pavement rehabilitation for a total of approximately 60 local streets within the Citys HUD-CDBG LowMod Census Tract 2019 areas. Section 3 Note: This project is a Section 3 Legacy Project, funds were committed prior to November 30, 2020.
Funds were committed on October 29, 2020.
This project will adhere to old rule (24 CFR Part 135)

Financing

| | Fund Type | Grant Year | Grant | Funded Amount | Drawn In Program Year | Drawn Thru Program Year |
|-------|-----------|------------|-------------|----------------|-----------------------|-------------------------|
| CDBG | EN | 2017 | B17MC060567 | \$198,500.89 | \$169,263.58 | \$198,500.89 |
| | | 2018 | B18MC060567 | \$165,925.08 | \$165,925.08 | \$165,925.08 |
| | | 2019 | B19MC060567 | \$410,462.03 | \$410,462.03 | \$410,462.03 |
| | | 2020 | B20MC060567 | \$251,540.58 | \$251,540.58 | \$251,540.58 |
| Total | Total | | | \$1,026,428.58 | \$997,191.27 | \$1,026,428.58 |

Proposed Accomplishments
People (General) : 11,300
Total Population in Service Area: 18,225
Census Tract Percent Low / Mod: 70.45

Annual Accomplishments

| Years | Accomplishment Narrative | # Benefitting |
|-------|---|---------------|
| 2020 | x | |
| 2021 | The project went out to bid on 4/22/21. Bids were due on 5/13/21. All American Asphalt was awarded the project on 6/15/21 and the pre-construction meeting was held via Zoom on 8/3/21. Project construction activities started on 9/13/21 and during the Month of January-2022; work was substantially complete. During the month of February-2022; project punch list items were completed. Currently, final change order is being pursued to make final payment, administratively close out the Project; followed by release of retention. | |

U.S. Department of Housing and Urban Development
 Office of Community Planning and Development
 Integrated Disbursement and Information System
 CDBG Activity Summary Report (GPR) for Program Year 2021
 MORENO VALLEY

Date: 28-Sep-2022
 Time: 16:27
 Page: 9

PGM Year: 2020
 Project: 0016 - HABITAT FOR HUMANITY, A BRUSH WITH KINDNESS 2020
 IDIS Activity: 1054 - Habitat for Humanity - A Brush with Kindness CDBG Program 2020
 Status: Open Objective: Create suitable living environments
 Location: 2180 Iowa Ave Riverside, CA 92507-2413 Outcome: Availability/accessibility
 Matrix Code: Rehab; Single-Unit Residential (14A) National Objective: LMH

Activity to prevent, prepare for, and respond to Coronavirus: No

Initial Funding Date: 12/15/2020

Description:
 A Brush with Kindness is an exterior home preservation services that offers exterior painting, landscaping, and minor exterior repairs for homeowners in need.
 Financing

| | Fund Type | Grant Year | Grant | Funded Amount | Drawn In Program Year | Drawn Thru Program Year |
|-------|-----------|------------|-------------|---------------|-----------------------|-------------------------|
| CDBG | EN | 2020 | B20MC060567 | \$10,000.00 | \$5,333.70 | \$5,993.12 |
| Total | Total | | | \$10,000.00 | \$5,333.70 | \$5,993.12 |

Proposed Accomplishments

Housing Units : 5

Actual Accomplishments

| Number assisted: | Owner | | Renter | | Total | | Person | |
|--|-------|----------|--------|----------|-------|----------|--------|----------|
| | Total | Hispanic | Total | Hispanic | Total | Hispanic | Total | Hispanic |
| White: | 0 | 0 | 0 | 0 | 0 | 0 | | 0 |
| Black/African American: | 0 | 0 | 0 | 0 | 0 | 0 | 0 | 0 |
| Asian: | 0 | 0 | 0 | 0 | 0 | 0 | 0 | 0 |
| American Indian/Alaskan Native: | 0 | 0 | 0 | 0 | 0 | 0 | 0 | 0 |
| Native Hawaiian/Other Pacific Islander: | 0 | 0 | 0 | 0 | 0 | 0 | 0 | 0 |
| American Indian/Alaskan Native & White: | 0 | 0 | 0 | 0 | 0 | 0 | 0 | 0 |
| Asian White: | 0 | 0 | 0 | 0 | 0 | 0 | 0 | 0 |
| Black/African American & White: | 0 | 0 | 0 | 0 | 0 | 0 | 0 | 0 |
| American Indian/Alaskan Native & Black/African American: | 0 | 0 | 0 | 0 | 0 | 0 | 0 | 0 |
| Other multi-racial: | 0 | 0 | 0 | 0 | 0 | 0 | 0 | 0 |
| Asian/Pacific Islander: | 0 | 0 | 0 | 0 | 0 | 0 | 0 | 0 |
| Hispanic: | 0 | 0 | 0 | 0 | 0 | 0 | 0 | 0 |
| Total: | 0 | 0 | 0 | 0 | 0 | 0 | 0 | 0 |

U.S. Department of Housing and Urban Development
 Office of Community Planning and Development
 Integrated Disbursement and Information System
 CDBG Activity Summary Report (GPR) for Program Year 2021
 MORENO VALLEY

Date: 28-Sep-2022

Time: 16:27

Page: 10

Female-headed Households: 0 0 0

| Income Category: | Owner | Renter | Total | Person |
|------------------|-------|--------|-------|--------|
| Extremely Low | 0 | 0 | 0 | 0 |
| Low Mod | 0 | 0 | 0 | 0 |
| Moderate | 0 | 0 | 0 | 0 |
| Non Low Moderate | 0 | 0 | 0 | 0 |
| Total | 0 | 0 | 0 | 0 |
| Percent Low/Mod | | | | |

Annual Accomplishments

No data returned for this view. This might be because the applied filter excludes all data.

U.S. Department of Housing and Urban Development
 Office of Community Planning and Development
 Integrated Disbursement and Information System
 CDBG Activity Summary Report (GPR) for Program Year 2021
 MORENO VALLEY

Date: 28-Sep-2022
 Time: 16:27
 Page: 11

PGM Year: 2020
 Project: 0017 - THE SALVATION ARMY, HOMELESS TO WORK PROGRAM 2020
 IDIS Activity: 1069 - The Salvation Army - Neighborhood Cleanup 2020
 Status: Open Objective: Create suitable living environments
 Location: 14068 Graham St Moreno Valley, CA 92553-8830 Outcome: Availability/accessibility
 Matrix Code: Interim Assistance (06) National Objective: LMA

Activity to prevent, prepare for, and respond to Coronavirus: No

Initial Funding Date: 03/10/2021

Description:

This program is to provide clean-up services throughout the City of Moreno Valley.
 The sites will be identified by Waste and Management.
 Salvation Army will provide transportation and supervision to the employees hired to do the cleanup.
 Salvation Army hopes to provide at least 90 days of cleanup throughout the year.
 This will help to beautify the city.

Financing

| | Fund Type | Grant Year | Grant | Funded Amount | Drawn In Program Year | Drawn Thru Program Year |
|-------|-----------|------------|-------------|---------------|-----------------------|-------------------------|
| CDBG | EN | 2020 | B20MC060567 | \$30,000.00 | \$25,783.79 | \$25,783.79 |
| Total | Total | | | \$30,000.00 | \$25,783.79 | \$25,783.79 |

Proposed Accomplishments

People (General) : 35,575
 Total Population in Service Area: 50,130
 Census Tract Percent Low / Mod: 68.04

Annual Accomplishments

| Years | Accomplishment Narrative | # Benefitting |
|-------|--------------------------|---------------|
| 2020 | test | |
| 2021 | | |

U.S. Department of Housing and Urban Development
 Office of Community Planning and Development
 Integrated Disbursement and Information System
 CDBG Activity Summary Report (GPR) for Program Year 2021
 MORENO VALLEY

Date: 28-Sep-2022
 Time: 16:27
 Page: 12

PGM Year: 2019
 Project: 0031 - UNITED WAY OF INLAND VALLEYS, CDBG-CV-RENTAL RESCUE SUBSISTENCE PAYMENTS
 IDIS Activity: 1070 - CDBG-CV MoVal Rental Rescue Subsistence Payments Program
 Status: Completed 6/30/2022 12:00:00 AM Objective: Create suitable living environments
 Location: 1835 Chicago Ave Ste B Ste.B Riverside, CA 92507-2309 Outcome: Availability/accessibility
 Matrix Code: Subsistence Payment (05Q) National Objective: LMC

Activity to prevent, prepare for, and respond to Coronavirus: Yes

Initial Funding Date: 03/18/2021

Description:

MoVal Rental Rescue Subsistence Payments Program will distribute rental and financial assistance to Moreno Valley residents affected by COVID-19 due to lay-off, furlough and business closures.

As a result, individuals and families are at imminent risk of losing, or have already lost, housing stability.

The program will assist in two ways: Homelessness Prevention to keep at-risk tenants housed and Rapid Re-Housing for persons experiencing homelessness.

Eligible households will receive up to \$5,000.00 to sustain housing.

The goal is to assist 28 households (112 people).

Financing

| | Fund Type | Grant Year | Grant | Funded Amount | Drawn In Program Year | Drawn Thru Program Year |
|-------|-----------|------------|-------------|---------------|-----------------------|-------------------------|
| CDBG | EN | 2020 | B20MW060567 | \$150,000.00 | \$150,000.00 | \$150,000.00 |
| Total | Total | | | \$150,000.00 | \$150,000.00 | \$150,000.00 |

Proposed Accomplishments

People (General) : 112

Actual Accomplishments

| Number assisted: | Owner | | Renter | | Total | | Person | |
|--|-------|----------|--------|----------|-------|----------|--------|----------|
| | Total | Hispanic | Total | Hispanic | Total | Hispanic | Total | Hispanic |
| White: | 0 | 0 | 0 | 0 | 0 | 0 | 6 | 2 |
| Black/African American: | 0 | 0 | 0 | 0 | 0 | 0 | 8 | 0 |
| Asian: | 0 | 0 | 0 | 0 | 0 | 0 | 3 | 0 |
| American Indian/Alaskan Native: | 0 | 0 | 0 | 0 | 0 | 0 | 0 | 0 |
| Native Hawaiian/Other Pacific Islander: | 0 | 0 | 0 | 0 | 0 | 0 | 0 | 0 |
| American Indian/Alaskan Native & White: | 0 | 0 | 0 | 0 | 0 | 0 | 0 | 0 |
| Asian White: | 0 | 0 | 0 | 0 | 0 | 0 | 0 | 0 |
| Black/African American & White: | 0 | 0 | 0 | 0 | 0 | 0 | 2 | 0 |
| American Indian/Alaskan Native & Black/African American: | 0 | 0 | 0 | 0 | 0 | 0 | 0 | 0 |
| Other multi-racial: | 0 | 0 | 0 | 0 | 0 | 0 | 18 | 15 |

U.S. Department of Housing and Urban Development
 Office of Community Planning and Development
 Integrated Disbursement and Information System
 CDBG Activity Summary Report (GPR) for Program Year 2021
 MORENO VALLEY

Date: 28-Sep-2022
 Time: 16:27
 Page: 13

| | | | | | | | | |
|---------------------------|---|---|---|---|---|---|----|----|
| Asian/Pacific Islander: | 0 | 0 | 0 | 0 | 0 | 0 | 0 | 0 |
| Hispanic: | 0 | 0 | 0 | 0 | 0 | 0 | 0 | 0 |
| Total: | 0 | 0 | 0 | 0 | 0 | 0 | 37 | 17 |
| Female-headed Households: | 0 | | 0 | | 0 | | | |

| | | | | |
|------------------|-------|--------|-------|--------|
| Income Category: | Owner | Renter | Total | Person |
| Extremely Low | 0 | 0 | 0 | 20 |
| Low Mod | 0 | 0 | 0 | 9 |
| Moderate | 0 | 0 | 0 | 8 |
| Non Low Moderate | 0 | 0 | 0 | 0 |
| Total | 0 | 0 | 0 | 37 |
| Percent Low/Mod | | | | 100.0% |

Annual Accomplishments

| Years | Accomplishment Narrative | # Benefitting |
|-------|---|---------------|
| 2019 | The program has successfully assisted 37 households (101 people) with eviction prevention rental assistance. Had these families not been assisted, many of them may have experienced homelessness. We were also able to assist some of these HHs with utility assistance via funding from other programs. The program has a bit of funds left over to assist one more family. | |
| 2021 | | |

U.S. Department of Housing and Urban Development
 Office of Community Planning and Development
 Integrated Disbursement and Information System
 CDBG Activity Summary Report (GPR) for Program Year 2021
 MORENO VALLEY

Date: 28-Sep-2022
 Time: 16:27
 Page: 14

PGM Year: 2019
 Project: 0032 - CV-Senior Eats- 2 week extension
 IDIS Activity: 1071 - CDBG-CV Senior Eats - Extension
 Status: Completed 9/30/2021 12:00:00 AM
 Location: 14075 Frederick St Moreno Valley, CA 92553-9057

Objective: Create suitable living environments
 Outcome: Availability/accessibility
 Matrix Code: Health Services (05M) National Objective: LMC

Activity to prevent, prepare for, and respond to Coronavirus: Yes

Initial Funding Date: 03/31/2021

Description:
 The City of Moreno Valley Senior Eats program was derived from the California Governors Office of Emergency Services (Cal OES) and the California Department of Agings (CDA) the Great Plates Delivered program initiative, a meal delivery service for Californias older adults beginning March 25, 2020.
 The purpose of program is twofold: 1) Help MoVal seniors 65 and older and other adults at high risk from COVID-19 to stay home and stay healthy by delivering two nutritious meals a day, and; 2) Provide essential economic stimulus to MoVal businesses struggling to stay afloat during the COVID-19 crisis.
 The program is targeting to provide lunch and dinner to 151 seniors and high risk adults Monday-Friday each week.
 These meals will help in supplementing the resident's daily meals.
 The goal of Senior Eats 2-Week Extension program is to extend Senior Eats program for two additional weeks beyond the federal and state program end date.
 This will allow the City to notify participants in a timely manner since the federal agency has been notifying the City with only 1 or 2 days notice of the extension.
 The need and project success will have fed 151 eligible participants and kept part-time staff employed during the COVID-19 pandemic.

Financing

| | Fund Type | Grant Year | Grant | Funded Amount | Drawn In Program Year | Drawn Thru Program Year |
|-------|-----------|------------|-------------|---------------|-----------------------|-------------------------|
| CDBG | EN | 2020 | B20MW060567 | \$76,000.00 | \$76,000.00 | \$76,000.00 |
| Total | Total | | | \$76,000.00 | \$76,000.00 | \$76,000.00 |

Proposed Accomplishments

People (General) : 151

Actual Accomplishments

| Number assisted: | Owner | | Renter | | Total | | Person | |
|---|-------|----------|--------|----------|-------|----------|--------|----------|
| | Total | Hispanic | Total | Hispanic | Total | Hispanic | Total | Hispanic |
| White: | 0 | 0 | 0 | 0 | 0 | 0 | | 0 |
| Black/African American: | 0 | 0 | 0 | 0 | 0 | 0 | 0 | 0 |
| Asian: | 0 | 0 | 0 | 0 | 0 | 0 | 0 | 0 |
| American Indian/Alaskan Native: | 0 | 0 | 0 | 0 | 0 | 0 | 0 | 0 |
| Native Hawaiian/Other Pacific Islander: | 0 | 0 | 0 | 0 | 0 | 0 | 0 | 0 |
| American Indian/Alaskan Native & White: | 0 | 0 | 0 | 0 | 0 | 0 | 0 | 0 |
| Asian White: | 0 | 0 | 0 | 0 | 0 | 0 | 0 | 0 |
| Black/African American & White: | 0 | 0 | 0 | 0 | 0 | 0 | 0 | 0 |

U.S. Department of Housing and Urban Development
 Office of Community Planning and Development
 Integrated Disbursement and Information System
 CDBG Activity Summary Report (GPR) for Program Year 2021
 MORENO VALLEY

Date: 28-Sep-2022
 Time: 16:27
 Page: 15

| | | | | | | | | |
|--|---|---|---|---|---|---|-----|----|
| American Indian/Alaskan Native & Black/African American: | 0 | 0 | 0 | 0 | 0 | 0 | 0 | 0 |
| Other multi-racial: | 0 | 0 | 0 | 0 | 0 | 0 | 151 | 76 |
| Asian/Pacific Islander: | 0 | 0 | 0 | 0 | 0 | 0 | 0 | 0 |
| Hispanic: | 0 | 0 | 0 | 0 | 0 | 0 | 0 | 0 |
| Total: | 0 | 0 | 0 | 0 | 0 | 0 | 151 | 76 |
| Female-headed Households: | 0 | | 0 | | 0 | | | |

| | | | | |
|------------------|-------|--------|-------|--------|
| Income Category: | Owner | Renter | Total | Person |
| Extremely Low | 0 | 0 | 0 | 0 |
| Low Mod | 0 | 0 | 0 | 0 |
| Moderate | 0 | 0 | 0 | 151 |
| Non Low Moderate | 0 | 0 | 0 | 0 |
| Total | 0 | 0 | 0 | 151 |
| Percent Low/Mod | | | | 100.0% |

Annual Accomplishments

| Years | Accomplishment Narrative | # Benefitting |
|-------|---|---------------|
| 2021 | The City of Moreno Valley Senior Eats program was derived from the California Governors Office of Emergency Services (Cal OES) and the California Department of Agings (CDA) the Great Plates Delivered program initiative, a meal delivery service for Californias older adults. The purpose of program is twofold: 1) Help MoVal seniors and other adults at high risk from COVID-19 to stay home and stay healthy by delivering two nutritious meals a day, and; 2) Provide essential economic stimulus to MoVal businesses struggling to stay afloat during the COVID-19 crisis. 151 seniors were served lunch and dinner 5 days per week for two weeks with the extension. | |

U.S. Department of Housing and Urban Development
 Office of Community Planning and Development
 Integrated Disbursement and Information System
 CDBG Activity Summary Report (GPR) for Program Year 2021
 MORENO VALLEY

Date: 28-Sep-2022
 Time: 16:27
 Page: 16

PGM Year: 2021
 Project: 0006 - CDBG PROGRAM ADMINISTRATION 2021
 IDIS Activity: 1073 - CDBG Administration (2021)
 Status: Completed 6/30/2022 12:00:00 AM
 Location: ,

Objective:
 Outcome:
 Matrix Code: General Program Administration (21A) National Objective:

Activity to prevent, prepare for, and respond to Coronavirus: No

Initial Funding Date: 10/28/2021

Description:
 Comprehensive planning and administration of the CDBG program.
 Financing

| | Fund Type | Grant Year | Grant | Funded Amount | Drawn In Program Year | Drawn Thru Program Year |
|-------|-----------|------------|-------------|---------------|-----------------------|-------------------------|
| CDBG | EN | 2021 | B21MC060567 | \$403,223.00 | \$403,223.00 | \$403,223.00 |
| Total | Total | | | \$403,223.00 | \$403,223.00 | \$403,223.00 |

Proposed Accomplishments

Actual Accomplishments

| Number assisted: | Owner | | Renter | | Total | | Person | |
|--|-------|----------|--------|----------|-------|----------|--------|----------|
| | Total | Hispanic | Total | Hispanic | Total | Hispanic | Total | Hispanic |
| White: | | | | | 0 | 0 | | |
| Black/African American: | | | | | 0 | 0 | | |
| Asian: | | | | | 0 | 0 | | |
| American Indian/Alaskan Native: | | | | | 0 | 0 | | |
| Native Hawaiian/Other Pacific Islander: | | | | | 0 | 0 | | |
| American Indian/Alaskan Native & White: | | | | | 0 | 0 | | |
| Asian White: | | | | | 0 | 0 | | |
| Black/African American & White: | | | | | 0 | 0 | | |
| American Indian/Alaskan Native & Black/African American: | | | | | 0 | 0 | | |
| Other multi-racial: | | | | | 0 | 0 | | |
| Asian/Pacific Islander: | | | | | 0 | 0 | | |
| Hispanic: | | | | | 0 | 0 | | |
| Total: | 0 | 0 | 0 | 0 | 0 | 0 | 0 | 0 |

Female-headed Households: 0

U.S. Department of Housing and Urban Development
Office of Community Planning and Development
Integrated Disbursement and Information System
CDBG Activity Summary Report (GPR) for Program Year 2021
MORENO VALLEY

Date: 28-Sep-2022

Time: 16:27

Page: 17

| Income Category: | Owner | Renter | Total | Person |
|------------------|-------|--------|-------|--------|
| Extremely Low | | | 0 | |
| Low Mod | | | 0 | |
| Moderate | | | 0 | |
| Non Low Moderate | | | 0 | |
| Total | 0 | 0 | 0 | 0 |
| Percent Low/Mod | | | | |

Annual Accomplishments

No data returned for this view. This might be because the applied filter excludes all data.

U.S. Department of Housing and Urban Development
 Office of Community Planning and Development
 Integrated Disbursement and Information System
 CDBG Activity Summary Report (GPR) for Program Year 2021
 MORENO VALLEY

Date: 28-Sep-2022
 Time: 16:27
 Page: 18

PGM Year: 2021
 Project: 0010 - FRIENDS OF MORENO VALLEY SENIOR CENTER, MO-VAN SENIOR TRANSPORTATION PROGRAM 2021
 IDIS Activity: 1076 - Friends of Moreno Valley Senior Center - MoVan 2021
 Status: Completed 6/30/2022 12:00:00 AM
 Location: 25075 Fir Ave Moreno Valley, CA 92553-4118

Objective: Create suitable living environments
 Outcome: Availability/accessibility
 Matrix Code: Senior Services (05A) National Objective: LMC

Activity to prevent, prepare for, and respond to Coronavirus: No

Initial Funding Date: 11/02/2021

Description:
 The MoVan is a specially equipped 12 passenger and 2 wheelchair capacity air-conditioned, non-ADA transportation service bus designed to transport the elderly and adult handicapped to medical appointments and other needed destinations at minimal or no cost to the rider.

| | Fund Type | Grant Year | Grant | Funded Amount | Drawn In Program Year | Drawn Thru Program Year |
|-------|-----------|------------|-------------|---------------|-----------------------|-------------------------|
| CDBG | EN | 2021 | B21MC060567 | \$60,000.00 | \$60,000.00 | \$60,000.00 |
| Total | Total | | | \$60,000.00 | \$60,000.00 | \$60,000.00 |

Proposed Accomplishments

People (General) : 100

Actual Accomplishments

| Number assisted: | Owner | | Renter | | Total | | Person | |
|--|-------|----------|--------|----------|-------|----------|--------|----------|
| | Total | Hispanic | Total | Hispanic | Total | Hispanic | Total | Hispanic |
| White: | 0 | 0 | 0 | 0 | 0 | 0 | 65 | 47 |
| Black/African American: | 0 | 0 | 0 | 0 | 0 | 0 | 46 | 23 |
| Asian: | 0 | 0 | 0 | 0 | 0 | 0 | 1 | 0 |
| American Indian/Alaskan Native: | 0 | 0 | 0 | 0 | 0 | 0 | 0 | 0 |
| Native Hawaiian/Other Pacific Islander: | 0 | 0 | 0 | 0 | 0 | 0 | 0 | 0 |
| American Indian/Alaskan Native & White: | 0 | 0 | 0 | 0 | 0 | 0 | 0 | 0 |
| Asian White: | 0 | 0 | 0 | 0 | 0 | 0 | 0 | 0 |
| Black/African American & White: | 0 | 0 | 0 | 0 | 0 | 0 | 0 | 0 |
| American Indian/Alaskan Native & Black/African American: | 0 | 0 | 0 | 0 | 0 | 0 | 0 | 0 |
| Other multi-racial: | 0 | 0 | 0 | 0 | 0 | 0 | 0 | 0 |
| Asian/Pacific Islander: | 0 | 0 | 0 | 0 | 0 | 0 | 0 | 0 |
| Hispanic: | 0 | 0 | 0 | 0 | 0 | 0 | 0 | 0 |

U.S. Department of Housing and Urban Development
 Office of Community Planning and Development
 Integrated Disbursement and Information System
 CDBG Activity Summary Report (GPR) for Program Year 2021
 MORENO VALLEY

Date: 28-Sep-2022
 Time: 16:27
 Page: 19

| | | | | | | | | | | |
|---------------------------|-------|--------|-------|---|--------|---|---|---|-----|----|
| Total: | | | 0 | 0 | 0 | 0 | 0 | 0 | 112 | 70 |
| Female-headed Households: | | | 0 | | 0 | | 0 | | | |
| Income Category: | | | | | | | | | | |
| | Owner | Renter | Total | | Person | | | | | |
| Extremely Low | 0 | 0 | 0 | | 0 | | | | | |
| Low Mod | 0 | 0 | 0 | | 0 | | | | | |
| Moderate | 0 | 0 | 0 | | 112 | | | | | |
| Non Low Moderate | 0 | 0 | 0 | | 0 | | | | | |
| Total | 0 | 0 | 0 | | 112 | | | | | |
| Percent Low/Mod | | | | | 100.0% | | | | | |

Annual Accomplishments

| Years | Accomplishment Narrative | # Benefitting |
|-------|--|---------------|
| 2021 | Friends of Moreno Valley Senior Center has increased the marketing and promotion of the MoVan Senior Transportation Program by using social media-Facebook, Instagram and in-person appearances at various venues such as the non-profits, roundtables and March Veterans Village. | |

U.S. Department of Housing and Urban Development
 Office of Community Planning and Development
 Integrated Disbursement and Information System
 CDBG Activity Summary Report (GPR) for Program Year 2021
 MORENO VALLEY

Date: 28-Sep-2022
 Time: 16:27
 Page: 20

PGM Year: 2021
 Project: 0016 - GRID ALTERNATIVES, LOW INCOME SOLAR ENERGY ASSISTANCE PROGRAM 2021
 IDIS Activity: 1077 - Grid Alternatives - Solar Energy Assistance Program (2021)
 Status: Open Objective: Provide decent affordable housing
 Location: 1660 Chicago Ave Ste M21 M21 Riverside, CA 92507-2028 Outcome: Affordability
 Matrix Code: Energy Efficiency Improvements (14F) National Objective: LMH

Activity to prevent, prepare for, and respond to Coronavirus: No

Initial Funding Date: 11/02/2021

Description:
 Provide affordable, clean, renewable energy option to low-income homeowners by installing solar electric systems.
 Financing

| | Fund Type | Grant Year | Grant | Funded Amount | Drawn In Program Year | Drawn Thru Program Year |
|--------------|--------------|------------|-------------|---------------------|-----------------------|-------------------------|
| CDBG | EN | 2021 | B21MC060567 | \$100,000.00 | \$0.00 | \$0.00 |
| Total | Total | | | \$100,000.00 | \$0.00 | \$0.00 |

Proposed Accomplishments

Housing Units : 10

Actual Accomplishments

| Number assisted: | Owner | | Renter | | Total | | Person | |
|--|----------|----------|----------|----------|----------|----------|----------|----------|
| | Total | Hispanic | Total | Hispanic | Total | Hispanic | Total | Hispanic |
| White: | 0 | 0 | 0 | 0 | 0 | 0 | | 0 |
| Black/African American: | 0 | 0 | 0 | 0 | 0 | 0 | 0 | 0 |
| Asian: | 0 | 0 | 0 | 0 | 0 | 0 | 0 | 0 |
| American Indian/Alaskan Native: | 0 | 0 | 0 | 0 | 0 | 0 | 0 | 0 |
| Native Hawaiian/Other Pacific Islander: | 0 | 0 | 0 | 0 | 0 | 0 | 0 | 0 |
| American Indian/Alaskan Native & White: | 0 | 0 | 0 | 0 | 0 | 0 | 0 | 0 |
| Asian White: | 0 | 0 | 0 | 0 | 0 | 0 | 0 | 0 |
| Black/African American & White: | 0 | 0 | 0 | 0 | 0 | 0 | 0 | 0 |
| American Indian/Alaskan Native & Black/African American: | 0 | 0 | 0 | 0 | 0 | 0 | 0 | 0 |
| Other multi-racial: | 0 | 0 | 0 | 0 | 0 | 0 | 0 | 0 |
| Asian/Pacific Islander: | 0 | 0 | 0 | 0 | 0 | 0 | 0 | 0 |
| Hispanic: | 0 | 0 | 0 | 0 | 0 | 0 | 0 | 0 |
| Total: | 0 | 0 | 0 | 0 | 0 | 0 | 0 | 0 |

U.S. Department of Housing and Urban Development
 Office of Community Planning and Development
 Integrated Disbursement and Information System
 CDBG Activity Summary Report (GPR) for Program Year 2021
 MORENO VALLEY

Date: 28-Sep-2022

Time: 16:27

Page: 21

Female-headed Households: 0 0 0

| Income Category: | Owner | Renter | Total | Person |
|------------------|-------|--------|-------|--------|
| Extremely Low | 0 | 0 | 0 | 0 |
| Low Mod | 0 | 0 | 0 | 0 |
| Moderate | 0 | 0 | 0 | 0 |
| Non Low Moderate | 0 | 0 | 0 | 0 |
| Total | 0 | 0 | 0 | 0 |
| Percent Low/Mod | | | | |

Annual Accomplishments

No data returned for this view. This might be because the applied filter excludes all data.

U.S. Department of Housing and Urban Development
 Office of Community Planning and Development
 Integrated Disbursement and Information System
 CDBG Activity Summary Report (GPR) for Program Year 2021
 MORENO VALLEY

Date: 28-Sep-2022
 Time: 16:27
 Page: 22

PGM Year: 2021
 Project: 0011 - ASSISTANCE LEAGUE OF RIVERSIDE, OPERATION SCHOOL BELL 2021
 IDIS Activity: 1078 - Assistance League of Riverside 2021

Status: Completed 6/30/2022 12:00:00 AM
 Location: 3707 Sunnyside Dr Riverside, CA 92506-2418
 Objective: Create suitable living environments
 Outcome: Availability/accessibility
 Matrix Code: Health Services (05M) National Objective: LMC

Activity to prevent, prepare for, and respond to Coronavirus: No

Initial Funding Date: 11/03/2021

Description:
 A program provided to elementary, middle school and high school students with a goal of assisting them in removing barriers to learning. The program provides new school clothes, shoe vouchers, school supplies, hygiene kits, and books to homeless and economically disadvantaged children.
 Financing

| | Fund Type | Grant Year | Grant | Funded Amount | Drawn In Program Year | Drawn Thru Program Year |
|-------|-----------|------------|-------------|---------------|-----------------------|-------------------------|
| CDBG | EN | 2021 | B21MC060567 | \$25,000.00 | \$25,000.00 | \$25,000.00 |
| Total | Total | | | \$25,000.00 | \$25,000.00 | \$25,000.00 |

Proposed Accomplishments

People (General) : 320

Actual Accomplishments

Number assisted:

| | Owner | | Renter | | Total | | Person | |
|--|-------|----------|--------|----------|-------|----------|--------|----------|
| | Total | Hispanic | Total | Hispanic | Total | Hispanic | Total | Hispanic |
| White: | 0 | 0 | 0 | 0 | 0 | 0 | 321 | 319 |
| Black/African American: | 0 | 0 | 0 | 0 | 0 | 0 | 37 | 13 |
| Asian: | 0 | 0 | 0 | 0 | 0 | 0 | 1 | 0 |
| American Indian/Alaskan Native: | 0 | 0 | 0 | 0 | 0 | 0 | 4 | 0 |
| Native Hawaiian/Other Pacific Islander: | 0 | 0 | 0 | 0 | 0 | 0 | 1 | 1 |
| American Indian/Alaskan Native & White: | 0 | 0 | 0 | 0 | 0 | 0 | 0 | 0 |
| Asian White: | 0 | 0 | 0 | 0 | 0 | 0 | 0 | 0 |
| Black/African American & White: | 0 | 0 | 0 | 0 | 0 | 0 | 5 | 4 |
| American Indian/Alaskan Native & Black/African American: | 0 | 0 | 0 | 0 | 0 | 0 | 1 | 1 |
| Other multi-racial: | 0 | 0 | 0 | 0 | 0 | 0 | 30 | 17 |
| Asian/Pacific Islander: | 0 | 0 | 0 | 0 | 0 | 0 | 0 | 0 |
| Hispanic: | 0 | 0 | 0 | 0 | 0 | 0 | 0 | 0 |

U.S. Department of Housing and Urban Development
 Office of Community Planning and Development
 Integrated Disbursement and Information System
 CDBG Activity Summary Report (GPR) for Program Year 2021
 MORENO VALLEY

Date: 28-Sep-2022
 Time: 16:27
 Page: 23

| | | | | | | | | | | |
|---------------------------|-------|--------|-------|---|--------|---|---|---|-----|-----|
| Total: | | | 0 | 0 | 0 | 0 | 0 | 0 | 400 | 355 |
| Female-headed Households: | | | 0 | | 0 | | 0 | | | |
| Income Category: | | | | | | | | | | |
| | Owner | Renter | Total | | Person | | | | | |
| Extremely Low | 0 | 0 | 0 | | 284 | | | | | |
| Low Mod | 0 | 0 | 0 | | 116 | | | | | |
| Moderate | 0 | 0 | 0 | | 0 | | | | | |
| Non Low Moderate | 0 | 0 | 0 | | 0 | | | | | |
| Total | 0 | 0 | 0 | | 400 | | | | | |
| Percent Low/Mod | | | | | 100.0% | | | | | |

Annual Accomplishments

| Years | Accomplishment Narrative | # Benefitting |
|-------|---|---------------|
| 2021 | The Assistance League has surpassed the goal for Moreno Valley recipients and has finished all of the scheduled appointments for the year. The Assistance League will still serve a few clients with emergency appointments. | |

U.S. Department of Housing and Urban Development
 Office of Community Planning and Development
 Integrated Disbursement and Information System
 CDBG Activity Summary Report (GPR) for Program Year 2021
 MORENO VALLEY

Date: 28-Sep-2022
 Time: 16:27
 Page: 24

PGM Year: 2021
 Project: 0012 - RIVERSIDE AREA RAPE CRISIS CENTER, CHILD ABUSE PREVENTION PROGRAM 2021
 IDIS Activity: 1079 - Riverside Area Rape Crisis Abuse Prevention Program (2021)
 Status: Completed 6/30/2022 12:00:00 AM
 Location: 1845 Chicago Ave Ste A Riverside, CA 92507-2366
 Objective: Create suitable living environments
 Outcome: Availability/accessibility
 Matrix Code: Crime Awareness (05I)

National Objective: LMC

Activity to prevent, prepare for, and respond to Coronavirus: No

Initial Funding Date: 11/03/2021

Description:
 The Riverside Area Rape Crisis Center (RARCC) Child Abuse Prevention Program (CAP) will provide prevention education presentations in a virtual format to approximately 2,000 students from lowmod families in Moreno Valley schools, including special education and bilingual classrooms.

Financing

| | Fund Type | Grant Year | Grant | Funded Amount | Drawn In Program Year | Drawn Thru Program Year |
|-------|-----------|------------|-------------|---------------|-----------------------|-------------------------|
| CDBG | EN | 2021 | B21MC060567 | \$14,949.59 | \$14,949.59 | \$14,949.59 |
| Total | Total | | | \$14,949.59 | \$14,949.59 | \$14,949.59 |

Proposed Accomplishments

People (General) : 2,000

Actual Accomplishments

| Number assisted: | Owner | | Renter | | Total | | Person | |
|--|-------|----------|--------|----------|-------|----------|--------|----------|
| | Total | Hispanic | Total | Hispanic | Total | Hispanic | Total | Hispanic |
| White: | 0 | 0 | 0 | 0 | 0 | 0 | 1,814 | 1,619 |
| Black/African American: | 0 | 0 | 0 | 0 | 0 | 0 | 317 | 0 |
| Asian: | 0 | 0 | 0 | 0 | 0 | 0 | 65 | 0 |
| American Indian/Alaskan Native: | 0 | 0 | 0 | 0 | 0 | 0 | 7 | 0 |
| Native Hawaiian/Other Pacific Islander: | 0 | 0 | 0 | 0 | 0 | 0 | 0 | 0 |
| American Indian/Alaskan Native & White: | 0 | 0 | 0 | 0 | 0 | 0 | 0 | 0 |
| Asian White: | 0 | 0 | 0 | 0 | 0 | 0 | 0 | 0 |
| Black/African American & White: | 0 | 0 | 0 | 0 | 0 | 0 | 0 | 0 |
| American Indian/Alaskan Native & Black/African American: | 0 | 0 | 0 | 0 | 0 | 0 | 0 | 0 |
| Other multi-racial: | 0 | 0 | 0 | 0 | 0 | 0 | 387 | 0 |
| Asian/Pacific Islander: | 0 | 0 | 0 | 0 | 0 | 0 | 0 | 0 |
| Hispanic: | 0 | 0 | 0 | 0 | 0 | 0 | 0 | 0 |

U.S. Department of Housing and Urban Development
 Office of Community Planning and Development
 Integrated Disbursement and Information System
 CDBG Activity Summary Report (GPR) for Program Year 2021
 MORENO VALLEY

Date: 28-Sep-2022
 Time: 16:27
 Page: 25

| | | | | | | | | |
|---------------------------|-------|--------|-------|--------|---|---|-------|-------|
| Total: | 0 | 0 | 0 | 0 | 0 | 0 | 2,590 | 1,619 |
| Female-headed Households: | 0 | | 0 | | 0 | | | |
| Income Category: | | | | | | | | |
| | Owner | Renter | Total | Person | | | | |
| Extremely Low | 0 | 0 | 0 | 0 | | | | |
| Low Mod | 0 | 0 | 0 | 1,317 | | | | |
| Moderate | 0 | 0 | 0 | 0 | | | | |
| Non Low Moderate | 0 | 0 | 0 | 1,273 | | | | |
| Total | 0 | 0 | 0 | 2,590 | | | | |
| Percent Low/Mod | | | | 50.8% | | | | |

Annual Accomplishments

| Years | Accomplishment Narrative | # Benefitting |
|-------|--|---------------|
| 2021 | The Riverside Area Rape Crises Center (RARCC) completed the 2021-22 fiscal year exceeding the goal by 1.29%. RARCC had the opportunity to start June 2022 with sexual harassment presentations at March Middle School and reached 467 middle school students with their production. As the school year closed, the focus was on providing professional trainings to Riverside County police departments and a presentation to the Moreno Valley Sherriff Department on delivering the best service for sexual assault, child abuse, and domestic violence survivors throughout an investigation. | |

U.S. Department of Housing and Urban Development
 Office of Community Planning and Development
 Integrated Disbursement and Information System
 CDBG Activity Summary Report (GPR) for Program Year 2021
 MORENO VALLEY

Date: 28-Sep-2022
 Time: 16:27
 Page: 26

PGM Year: 2021
 Project: 0015 - FAIR HOUSING COUNCIL OF RIVERSIDE COUNTY LANDLORD/TENANT COUNSELING SERVICES 2021
 IDIS Activity: 1080 - Fair Housing Council of Riverside County Landlord Tenant Counseling Services 2021
 Status: Completed 6/30/2022 12:00:00 AM
 Location: PO Box 1068 Riverside, CA 92502-1068

Objective: Create suitable living environments
 Outcome: Availability/accessibility
 Matrix Code: Tenant/Landlord Counseling (05K)

National Objective: LMC

Activity to prevent, prepare for, and respond to Coronavirus: No

Initial Funding Date: 11/03/2021

Description:

The Fair Housing Council of Riverside County will provide: a full range of landlord tenant services that promote fair housing rights and obligations through the 3 basic areas of education, training, and enforcement.

Financing

| | Fund Type | Grant Year | Grant | Funded Amount | Drawn In Program Year | Drawn Thru Program Year |
|-------|-----------|------------|-------------|---------------|-----------------------|-------------------------|
| CDBG | EN | 2021 | B21MC060567 | \$20,965.67 | \$20,965.67 | \$20,965.67 |
| Total | Total | | | \$20,965.67 | \$20,965.67 | \$20,965.67 |

Proposed Accomplishments

People (General) : 4,000

Actual Accomplishments

Number assisted:

| | Owner | | Renter | | Total | | Person | |
|--|-------|----------|--------|----------|-------|----------|--------|----------|
| | Total | Hispanic | Total | Hispanic | Total | Hispanic | Total | Hispanic |
| White: | 0 | 0 | 0 | 0 | 0 | 0 | 2,395 | 1,359 |
| Black/African American: | 0 | 0 | 0 | 0 | 0 | 0 | 1,509 | 12 |
| Asian: | 0 | 0 | 0 | 0 | 0 | 0 | 48 | 0 |
| American Indian/Alaskan Native: | 0 | 0 | 0 | 0 | 0 | 0 | 9 | 0 |
| Native Hawaiian/Other Pacific Islander: | 0 | 0 | 0 | 0 | 0 | 0 | 12 | 0 |
| American Indian/Alaskan Native & White: | 0 | 0 | 0 | 0 | 0 | 0 | 0 | 0 |
| Asian White: | 0 | 0 | 0 | 0 | 0 | 0 | 3 | 0 |
| Black/African American & White: | 0 | 0 | 0 | 0 | 0 | 0 | 0 | 0 |
| American Indian/Alaskan Native & Black/African American: | 0 | 0 | 0 | 0 | 0 | 0 | 0 | 0 |
| Other multi-racial: | 0 | 0 | 0 | 0 | 0 | 0 | 141 | 54 |
| Asian/Pacific Islander: | 0 | 0 | 0 | 0 | 0 | 0 | 0 | 0 |
| Hispanic: | 0 | 0 | 0 | 0 | 0 | 0 | 0 | 0 |

U.S. Department of Housing and Urban Development
 Office of Community Planning and Development
 Integrated Disbursement and Information System
 CDBG Activity Summary Report (GPR) for Program Year 2021
 MORENO VALLEY

Date: 28-Sep-2022
 Time: 16:27
 Page: 27

| | | | | | | | | |
|---------------------------|-------|--------|-------|--------|---|---|-------|-------|
| Total: | 0 | 0 | 0 | 0 | 0 | 0 | 4,117 | 1,425 |
| Female-headed Households: | 0 | | 0 | | 0 | | | |
| Income Category: | Owner | Renter | Total | Person | | | | |
| Extremely Low | 0 | 0 | 0 | 1,932 | | | | |
| Low Mod | 0 | 0 | 0 | 1,349 | | | | |
| Moderate | 0 | 0 | 0 | 539 | | | | |
| Non Low Moderate | 0 | 0 | 0 | 297 | | | | |
| Total | 0 | 0 | 0 | 4,117 | | | | |
| Percent Low/Mod | | | | 92.8% | | | | |

Annual Accomplishments

| Years | Accomplishment Narrative | # Benefitting |
|-------|---|---------------|
| 2021 | The Fair Housing Council of Riverside County, Incs Landlord/Tenant services are ongoing. Individuals and/or households received vital information regarding their housing rights, received mediation services and/or referrals for additional assistance. The education provided to tenants assists them in being knowledgeable of their rights and aware of the options that are available to them to resolve their housing disputes. The services provided to renters and housing providers will not only prevent individuals from becoming homeless but will also assist all persons in obtaining equal housing opportunities. | |

U.S. Department of Housing and Urban Development
 Office of Community Planning and Development
 Integrated Disbursement and Information System
 CDBG Activity Summary Report (GPR) for Program Year 2021
 MORENO VALLEY

Date: 28-Sep-2022
 Time: 16:27
 Page: 28

PGM Year: 2021
 Project: 0014 - FAIR HOUSING COUNCIL OF RIVERSIDE COUNTY ANTI-DISCRIMINATION SERVICES 2021
 IDIS Activity: 1081 - Fair Housing Council of Riverside County Anti Discrimination Services 2021
 Status: Completed 6/30/2022 12:00:00 AM
 Location: PO Box 1068 Riverside, CA 92502-1068

Objective: Create suitable living environments
 Outcome: Availability/accessibility
 Matrix Code: Fair Housing Activities (if CDBG, then subject to 15% cap) (05J) National Objective: LMC

Activity to prevent, prepare for, and respond to Coronavirus: No

Initial Funding Date: 11/03/2021

Description:

The Fair Housing Council of Riverside County will provide: a full range of fair housing services that promote fair housing rights and obligations through the 3 basic areas of education, training, and enforcement.

Services will include providing education and outreach information to the public and providing assistance to victims of housing discrimination.

Financing

| | Fund Type | Grant Year | Grant | Funded Amount | Drawn In Program Year | Drawn Thru Program Year |
|-------|-----------|------------|-------------|---------------|-----------------------|-------------------------|
| CDBG | EN | 2021 | B21MC060567 | \$41,936.60 | \$41,936.60 | \$41,936.60 |
| Total | Total | | | \$41,936.60 | \$41,936.60 | \$41,936.60 |

Proposed Accomplishments

People (General) : 100

Actual Accomplishments

| Number assisted: | Owner | | Renter | | Total | | Person | |
|--|-------|----------|--------|----------|-------|----------|--------|----------|
| | Total | Hispanic | Total | Hispanic | Total | Hispanic | Total | Hispanic |
| White: | 0 | 0 | 0 | 0 | 0 | 0 | 14 | 3 |
| Black/African American: | 0 | 0 | 0 | 0 | 0 | 0 | 10 | 1 |
| Asian: | 0 | 0 | 0 | 0 | 0 | 0 | 0 | 0 |
| American Indian/Alaskan Native: | 0 | 0 | 0 | 0 | 0 | 0 | 0 | 0 |
| Native Hawaiian/Other Pacific Islander: | 0 | 0 | 0 | 0 | 0 | 0 | 0 | 0 |
| American Indian/Alaskan Native & White: | 0 | 0 | 0 | 0 | 0 | 0 | 0 | 0 |
| Asian White: | 0 | 0 | 0 | 0 | 0 | 0 | 0 | 0 |
| Black/African American & White: | 0 | 0 | 0 | 0 | 0 | 0 | 0 | 0 |
| American Indian/Alaskan Native & Black/African American: | 0 | 0 | 0 | 0 | 0 | 0 | 0 | 0 |
| Other multi-racial: | 0 | 0 | 0 | 0 | 0 | 0 | 0 | 0 |
| Asian/Pacific Islander: | 0 | 0 | 0 | 0 | 0 | 0 | 0 | 0 |
| Hispanic: | 0 | 0 | 0 | 0 | 0 | 0 | 0 | 0 |

U.S. Department of Housing and Urban Development
 Office of Community Planning and Development
 Integrated Disbursement and Information System
 CDBG Activity Summary Report (GPR) for Program Year 2021
 MORENO VALLEY

Date: 28-Sep-2022
 Time: 16:27
 Page: 29

| | | | | | | | | | | |
|---------------------------|-------|--------|-------|---|--------|---|---|---|----|---|
| Total: | | | 0 | 0 | 0 | 0 | 0 | 0 | 24 | 4 |
| Female-headed Households: | | | 0 | | 0 | | 0 | | | |
| Income Category: | | | | | | | | | | |
| | Owner | Renter | Total | | Person | | | | | |
| Extremely Low | 0 | 0 | 0 | | 12 | | | | | |
| Low Mod | 0 | 0 | 0 | | 9 | | | | | |
| Moderate | 0 | 0 | 0 | | 3 | | | | | |
| Non Low Moderate | 0 | 0 | 0 | | 0 | | | | | |
| Total | 0 | 0 | 0 | | 24 | | | | | |
| Percent Low/Mod | | | | | 100.0% | | | | | |

Annual Accomplishments

| Years | Accomplishment Narrative | # Benefitting |
|-------|---|---------------|
| 2021 | The Fair Housing Council of Riverside County, Inc Anti-discrimination services are ongoing. Individuals and/or households received vital information regarding their housing rights, received conciliation services and/or referrals for additional assistance. The education provided to tenants on Fair Housing Laws assists them in being knowledgeable of their rights and aware of the options that are available to them when they feel they have been discriminated against. The services provided to renters and housing providers will not only prevent individuals from becoming victims of housing discrimination but will also assist all persons in obtaining equal housing opportunities. | |

U.S. Department of Housing and Urban Development
 Office of Community Planning and Development
 Integrated Disbursement and Information System
 CDBG Activity Summary Report (GPR) for Program Year 2021
 MORENO VALLEY

Date: 28-Sep-2022
 Time: 16:27
 Page: 30

PGM Year: 2019
 Project: 0039 - CV-Rising Stars Business Academy's Job Training Program
 IDIS Activity: 1082 - CDBG-CV Rising Stars Business Academy

Status: Completed 6/30/2022 12:00:00 AM
 Location: 25920 Iris Ave 13A-336 Moreno Valley, CA 92551-1658
 Objective: Create suitable living environments
 Outcome: Availability/accessibility
 Matrix Code: Employment Training (05H) National Objective: LMC

Activity to prevent, prepare for, and respond to Coronavirus: Yes

Initial Funding Date: 11/03/2021

Description:

An allocation of \$30,692.00 will provide the funding necessary to develop new partnerships with local businesses that will commit to hiring primarily low-to moderate income students who will be readily equipped to work.

Financing

| | Fund Type | Grant Year | Grant | Funded Amount | Drawn In Program Year | Drawn Thru Program Year |
|-------|-----------|------------|-------------|---------------|-----------------------|-------------------------|
| CDBG | EN | 2020 | B20MW060567 | \$30,692.00 | \$30,692.00 | \$30,692.00 |
| Total | Total | | | \$30,692.00 | \$30,692.00 | \$30,692.00 |

Proposed Accomplishments

People (General) : 60

Actual Accomplishments

Number assisted:

| | Owner | | Renter | | Total | | Person | |
|--|-------|----------|--------|----------|-------|----------|--------|----------|
| | Total | Hispanic | Total | Hispanic | Total | Hispanic | Total | Hispanic |
| White: | 0 | 0 | 0 | 0 | 0 | 0 | 32 | 30 |
| Black/African American: | 0 | 0 | 0 | 0 | 0 | 0 | 15 | 2 |
| Asian: | 0 | 0 | 0 | 0 | 0 | 0 | 1 | 0 |
| American Indian/Alaskan Native: | 0 | 0 | 0 | 0 | 0 | 0 | 0 | 0 |
| Native Hawaiian/Other Pacific Islander: | 0 | 0 | 0 | 0 | 0 | 0 | 1 | 0 |
| American Indian/Alaskan Native & White: | 0 | 0 | 0 | 0 | 0 | 0 | 0 | 0 |
| Asian White: | 0 | 0 | 0 | 0 | 0 | 0 | 0 | 0 |
| Black/African American & White: | 0 | 0 | 0 | 0 | 0 | 0 | 0 | 0 |
| American Indian/Alaskan Native & Black/African American: | 0 | 0 | 0 | 0 | 0 | 0 | 0 | 0 |
| Other multi-racial: | 0 | 0 | 0 | 0 | 0 | 0 | 1 | 0 |
| Asian/Pacific Islander: | 0 | 0 | 0 | 0 | 0 | 0 | 0 | 0 |
| Hispanic: | 0 | 0 | 0 | 0 | 0 | 0 | 0 | 0 |

U.S. Department of Housing and Urban Development
 Office of Community Planning and Development
 Integrated Disbursement and Information System
 CDBG Activity Summary Report (GPR) for Program Year 2021
 MORENO VALLEY

Date: 28-Sep-2022
 Time: 16:27
 Page: 31

| | | | | | | | | | | |
|---------------------------|-------|--------|-------|---|--------|---|---|---|----|----|
| Total: | | | 0 | 0 | 0 | 0 | 0 | 0 | 50 | 32 |
| Female-headed Households: | | | 0 | | 0 | | 0 | | | |
| Income Category: | | | | | | | | | | |
| | Owner | Renter | Total | | Person | | | | | |
| Extremely Low | 0 | 0 | 0 | | 20 | | | | | |
| Low Mod | 0 | 0 | 0 | | 7 | | | | | |
| Moderate | 0 | 0 | 0 | | 16 | | | | | |
| Non Low Moderate | 0 | 0 | 0 | | 7 | | | | | |
| Total | 0 | 0 | 0 | | 50 | | | | | |
| Percent Low/Mod | | | | | 86.0% | | | | | |

Annual Accomplishments

| Years | Accomplishment Narrative | # Benefitting |
|-------|---|---------------|
| 2019 | Final Outcomes: 50/ 60 (83.33%) Youth Served. Course Completion Of the total participants, 30/50 (60%) have completed their 12wk job readiness class, 14/50 (28%) have completed most of the course, and 6/50 (12%) failed the course. Food Handlers Completion 25/60 (41.6%) completed their food handlers cards, CPR/First Aid Completion 33/60 (55%) completed their CPR/First Aid Certification. Job Placement: We have a total of 19 (38%) youth that secured jobs/internships, 3 (6%) interviewed in June waiting to hear back from the employers, and the rest have either applied and waiting to hear back from employers, or have not applied. What have we learned? We have learned to build stronger viable employer partners, and that the level of engagement across the board has shifted since the pandemic. People in general, especially youth, do not have a desire to get up and work. We will need to identify innovative approaches to engaging our youth participants in different career pathways that may be more of an interest to their generation. We hope to build on the job readiness program next program year with a focus on mentoring and social media. | |

U.S. Department of Housing and Urban Development
 Office of Community Planning and Development
 Integrated Disbursement and Information System
 CDBG Activity Summary Report (GPR) for Program Year 2021
 MORENO VALLEY

Date: 28-Sep-2022
 Time: 16:27
 Page: 32

PGM Year: 2021
 Project: 0013 - VOICES FOR CHILDREN, COURT APPOINTED SPECIAL ADVOCATES (CASA) PROGRAM 2021
 IDIS Activity: 1083 - Voices for Children Court Appointed Special Advocates (CASA) Program 2021
 Status: Completed 6/30/2022 12:00:00 AM Objective: Create suitable living environments
 Location: PO Box 7219 Riverside, CA 92513-7219 Outcome: Availability/accessibility
 Matrix Code: Abused and Neglected Children (05N) National Objective: LMC

Activity to prevent, prepare for, and respond to Coronavirus: No

Initial Funding Date: 11/04/2021

Description:

Voices for Children's (VFC) Court Appointed Special Advocate (CASA) program will address the needs of abused and neglected City of Moreno Valley youth in foster care by providing them with the comprehensive, individualized advocacy of a CASA volunteer in court and throughout the community.

Financing

| | Fund Type | Grant Year | Grant | Funded Amount | Drawn In Program Year | Drawn Thru Program Year |
|-------|-----------|------------|-------------|---------------|-----------------------|-------------------------|
| CDBG | EN | 2021 | B21MC060567 | \$30,000.00 | \$30,000.00 | \$30,000.00 |
| Total | Total | | | \$30,000.00 | \$30,000.00 | \$30,000.00 |

Proposed Accomplishments

People (General) : 15

Actual Accomplishments

Number assisted:

| | Owner | | Renter | | Total | | Person | |
|--|-------|----------|--------|----------|-------|----------|--------|----------|
| | Total | Hispanic | Total | Hispanic | Total | Hispanic | Total | Hispanic |
| White: | 0 | 0 | 0 | 0 | 0 | 0 | 10 | 9 |
| Black/African American: | 0 | 0 | 0 | 0 | 0 | 0 | 5 | 0 |
| Asian: | 0 | 0 | 0 | 0 | 0 | 0 | 0 | 0 |
| American Indian/Alaskan Native: | 0 | 0 | 0 | 0 | 0 | 0 | 0 | 0 |
| Native Hawaiian/Other Pacific Islander: | 0 | 0 | 0 | 0 | 0 | 0 | 0 | 0 |
| American Indian/Alaskan Native & White: | 0 | 0 | 0 | 0 | 0 | 0 | 0 | 0 |
| Asian White: | 0 | 0 | 0 | 0 | 0 | 0 | 0 | 0 |
| Black/African American & White: | 0 | 0 | 0 | 0 | 0 | 0 | 0 | 0 |
| American Indian/Alaskan Native & Black/African American: | 0 | 0 | 0 | 0 | 0 | 0 | 0 | 0 |
| Other multi-racial: | 0 | 0 | 0 | 0 | 0 | 0 | 0 | 0 |
| Asian/Pacific Islander: | 0 | 0 | 0 | 0 | 0 | 0 | 0 | 0 |
| Hispanic: | 0 | 0 | 0 | 0 | 0 | 0 | 0 | 0 |

U.S. Department of Housing and Urban Development
 Office of Community Planning and Development
 Integrated Disbursement and Information System
 CDBG Activity Summary Report (GPR) for Program Year 2021
 MORENO VALLEY

Date: 28-Sep-2022
 Time: 16:27
 Page: 33

| | | | | | | | | | | |
|---------------------------|-------|--------|-------|---|--------|---|---|---|----|---|
| Total: | | | 0 | 0 | 0 | 0 | 0 | 0 | 15 | 9 |
| Female-headed Households: | | | 0 | | 0 | | 0 | | | |
| Income Category: | | | | | | | | | | |
| | Owner | Renter | Total | | Person | | | | | |
| Extremely Low | 0 | 0 | 0 | | 15 | | | | | |
| Low Mod | 0 | 0 | 0 | | 0 | | | | | |
| Moderate | 0 | 0 | 0 | | 0 | | | | | |
| Non Low Moderate | 0 | 0 | 0 | | 0 | | | | | |
| Total | 0 | 0 | 0 | | 15 | | | | | |
| Percent Low/Mod | | | | | 100.0% | | | | | |

Annual Accomplishments

| Years | Accomplishment Narrative | # Benefitting |
|-------|--|---------------|
| 2021 | Voices for Children (VFC) has matched 15 City of Moreno Valley-based children in foster care with the advocacy and support of their professional team as well as Court Appointed Special Advocate (CASA) volunteers. These children are continuing to receive CASA support in Court, at healthcare facilities, in school, and throughout the community this year. CASAs are assisting children to recover from the negative impacts of the COVID-19 pandemic by addressing academic gaps, housing instability, and the mental health repercussions (including increased anxiety and depression) that children in foster care have experienced. | |

U.S. Department of Housing and Urban Development
 Office of Community Planning and Development
 Integrated Disbursement and Information System
 CDBG Activity Summary Report (GPR) for Program Year 2021
 MORENO VALLEY

Date: 28-Sep-2022
 Time: 16:27
 Page: 34

PGM Year: 2021
 Project: 0008 - OPERATION SAFEHOUSE, INC. EMERGENCY SHELTER FOR YOUTH 2021
 IDIS Activity: 1084 - Operation Safehouse Emergency Shelter for Youth (2021)

Status: Completed 6/30/2022 12:00:00 AM
 Location: 9685 Hayes St Riverside, CA 92503-3660
 Objective: Create suitable living environments
 Outcome: Availability/accessibility
 Matrix Code: Operating Costs of Homeless/AIDS Patients Programs (03T)
 National Objective: LMC

Activity to prevent, prepare for, and respond to Coronavirus: No

Initial Funding Date: 11/04/2021

Description:

CDBG funds will be used to provide direct services to a minimum of 25 City of Moreno Valley youth who enter the emergency shelter. 95% of these Moreno Valley youth will exit into a safe and stable environment.

Financing

| | Fund Type | Grant Year | Grant | Funded Amount | Drawn In Program Year | Drawn Thru Program Year |
|-------|-----------|------------|-------------|---------------|-----------------------|-------------------------|
| CDBG | EN | 2021 | B21MC060567 | \$15,000.00 | \$15,000.00 | \$15,000.00 |
| Total | Total | | | \$15,000.00 | \$15,000.00 | \$15,000.00 |

Proposed Accomplishments

People (General) : 25

Actual Accomplishments

Number assisted:

| | Owner | | Renter | | Total | | Person | |
|--|-------|----------|--------|----------|-------|----------|--------|----------|
| | Total | Hispanic | Total | Hispanic | Total | Hispanic | Total | Hispanic |
| White: | 0 | 0 | 0 | 0 | 0 | 0 | 11 | 9 |
| Black/African American: | 0 | 0 | 0 | 0 | 0 | 0 | 8 | 1 |
| Asian: | 0 | 0 | 0 | 0 | 0 | 0 | 0 | 0 |
| American Indian/Alaskan Native: | 0 | 0 | 0 | 0 | 0 | 0 | 0 | 0 |
| Native Hawaiian/Other Pacific Islander: | 0 | 0 | 0 | 0 | 0 | 0 | 0 | 0 |
| American Indian/Alaskan Native & White: | 0 | 0 | 0 | 0 | 0 | 0 | 0 | 0 |
| Asian White: | 0 | 0 | 0 | 0 | 0 | 0 | 0 | 0 |
| Black/African American & White: | 0 | 0 | 0 | 0 | 0 | 0 | 1 | 1 |
| American Indian/Alaskan Native & Black/African American: | 0 | 0 | 0 | 0 | 0 | 0 | 0 | 0 |
| Other multi-racial: | 0 | 0 | 0 | 0 | 0 | 0 | 0 | 0 |
| Asian/Pacific Islander: | 0 | 0 | 0 | 0 | 0 | 0 | 0 | 0 |
| Hispanic: | 0 | 0 | 0 | 0 | 0 | 0 | 0 | 0 |

U.S. Department of Housing and Urban Development
 Office of Community Planning and Development
 Integrated Disbursement and Information System
 CDBG Activity Summary Report (GPR) for Program Year 2021
 MORENO VALLEY

Date: 28-Sep-2022
 Time: 16:27
 Page: 35

| | | | | | | | | | | |
|---------------------------|-------|--------|-------|---|--------|---|---|---|----|----|
| Total: | | | 0 | 0 | 0 | 0 | 0 | 0 | 20 | 11 |
| Female-headed Households: | | | 0 | | 0 | | 0 | | | |
| Income Category: | | | | | | | | | | |
| | Owner | Renter | Total | | Person | | | | | |
| Extremely Low | 0 | 0 | 0 | | 20 | | | | | |
| Low Mod | 0 | 0 | 0 | | 0 | | | | | |
| Moderate | 0 | 0 | 0 | | 0 | | | | | |
| Non Low Moderate | 0 | 0 | 0 | | 0 | | | | | |
| Total | 0 | 0 | 0 | | 20 | | | | | |
| Percent Low/Mod | | | | | 100.0% | | | | | |

Annual Accomplishments

| Years | Accomplishment Narrative | # Benefitting |
|-------|---|---------------|
| 2021 | Operation Safehouse has provided one youth from the City of Moreno Valley with five days of shelter, 3 hours of counseling, educational assistance and life skills. The goal of serving 25 should be met during the fiscal year. One of the Operation Safehouse team members presented to the City of Moreno Valley staff to educate them on the services Operation Safehouse provides to Moreno Valley youth. Operation Safehouse will be hiring additional outreach staff that will target Moreno Valley areas where homeless youth congregate. | |

U.S. Department of Housing and Urban Development
 Office of Community Planning and Development
 Integrated Disbursement and Information System
 CDBG Activity Summary Report (GPR) for Program Year 2021
 MORENO VALLEY

Date: 28-Sep-2022
 Time: 16:27
 Page: 36

PGM Year: 2021
 Project: 0007 - FAMILY SERVICE ASSOCIATION, SENIOR NUTRITION PROGRAM 2021
 IDIS Activity: 1085 - FAMILY SERVICE ASSOCIATION SENIOR NUTRITION PROGRAM 2021
 Status: Completed 6/30/2022 12:00:00 AM Objective: Create suitable living environments
 Location: 21250 Box Springs Rd Ste 212 212 Moreno Valley, CA Outcome: Availability/accessibility
 92557-8712 Matrix Code: Senior Services (05A) National Objective: LMC

Activity to prevent, prepare for, and respond to Coronavirus: No

Initial Funding Date: 11/09/2021

Description:

Family Service Association (FSA) Senior Nutrition Program provides seniors with one nutritionally balanced meal Monday- Friday.

Financing

| | Fund Type | Grant Year | Grant | Funded Amount | Drawn In Program Year | Drawn Thru Program Year |
|-------|-----------|------------|-------------|---------------|-----------------------|-------------------------|
| CDBG | EN | 2021 | B21MC060567 | \$20,000.00 | \$20,000.00 | \$20,000.00 |
| Total | Total | | | \$20,000.00 | \$20,000.00 | \$20,000.00 |

Proposed Accomplishments

People (General) : 428

Actual Accomplishments

Number assisted:

| | Owner | | Renter | | Total | | Person | |
|--|-------|----------|--------|----------|-------|----------|--------|----------|
| | Total | Hispanic | Total | Hispanic | Total | Hispanic | Total | Hispanic |
| White: | 0 | 0 | 0 | 0 | 0 | 0 | 319 | 200 |
| Black/African American: | 0 | 0 | 0 | 0 | 0 | 0 | 141 | 3 |
| Asian: | 0 | 0 | 0 | 0 | 0 | 0 | 53 | 0 |
| American Indian/Alaskan Native: | 0 | 0 | 0 | 0 | 0 | 0 | 6 | 1 |
| Native Hawaiian/Other Pacific Islander: | 0 | 0 | 0 | 0 | 0 | 0 | 2 | 0 |
| American Indian/Alaskan Native & White: | 0 | 0 | 0 | 0 | 0 | 0 | 0 | 0 |
| Asian White: | 0 | 0 | 0 | 0 | 0 | 0 | 0 | 0 |
| Black/African American & White: | 0 | 0 | 0 | 0 | 0 | 0 | 0 | 0 |
| American Indian/Alaskan Native & Black/African American: | 0 | 0 | 0 | 0 | 0 | 0 | 0 | 0 |
| Other multi-racial: | 0 | 0 | 0 | 0 | 0 | 0 | 93 | 1 |
| Asian/Pacific Islander: | 0 | 0 | 0 | 0 | 0 | 0 | 0 | 0 |
| Hispanic: | 0 | 0 | 0 | 0 | 0 | 0 | 0 | 0 |
| Total: | 0 | 0 | 0 | 0 | 0 | 0 | 614 | 205 |

U.S. Department of Housing and Urban Development
 Office of Community Planning and Development
 Integrated Disbursement and Information System
 CDBG Activity Summary Report (GPR) for Program Year 2021
 MORENO VALLEY

Date: 28-Sep-2022
 Time: 16:27
 Page: 37

| | | | | | |
|---------------------------|-------|--------|-------|--------|---|
| Female-headed Households: | | | 0 | 0 | 0 |
| Income Category: | | | | | |
| | Owner | Renter | Total | Person | |
| Extremely Low | 0 | 0 | 0 | 0 | |
| Low Mod | 0 | 0 | 0 | 293 | |
| Moderate | 0 | 0 | 0 | 289 | |
| Non Low Moderate | 0 | 0 | 0 | 32 | |
| Total | 0 | 0 | 0 | 614 | |
| Percent Low/Mod | | | | 94.8% | |

Annual Accomplishments

| Years | Accomplishment Narrative | # Benefitting |
|-------|--|---------------|
| 2021 | The site is open to serve hot meals on a daily basis M-F 11:30 am to 12:30 pm. The site was closed for over a year due to the COVID pandemic and recently opened to fully serve seniors age 60 and over. | |

U.S. Department of Housing and Urban Development
 Office of Community Planning and Development
 Integrated Disbursement and Information System
 CDBG Activity Summary Report (GPR) for Program Year 2021
 MORENO VALLEY

Date: 28-Sep-2022
 Time: 16:27
 Page: 38

PGM Year: 2021
 Project: 0009 - MORENO VALLEY POLICE DEPARTMENT, COMMUNITY BETTERMENT AND PROBLEM ORIENTED POLICING 2021
 IDIS Activity: 1086 - MVPD Community Policing (2021)
 Status: Completed 6/30/2022 12:00:00 AM
 Location: 22850 Calle San Juan De Los Lagos Moreno Valley, CA 92553-9045
 Objective: Create suitable living environments
 Outcome: Availability/accessibility
 Matrix Code: Crime Awareness (05I) National Objective: LMA

Activity to prevent, prepare for, and respond to Coronavirus: No

Initial Funding Date: 11/09/2021

Description:
 The Moreno Valley Police Department (MVPD) will provide added enforcement support through overtime hours worked in the CDBG target area. MVPD will also use overtime hours to provide training for the Citizens Patrol and Volunteer Explorer Programs.

Financing

| | Fund Type | Grant Year | Grant | Funded Amount | Drawn In Program Year | Drawn Thru Program Year |
|-------|-----------|------------|-------------|---------------|-----------------------|-------------------------|
| CDBG | EN | 2021 | B21MC060567 | \$71,192.00 | \$71,192.00 | \$71,192.00 |
| Total | Total | | | \$71,192.00 | \$71,192.00 | \$71,192.00 |

Proposed Accomplishments

People (General) : 10,000
 Total Population in Service Area: 44,240
 Census Tract Percent Low / Mod: 69.18

Annual Accomplishments

| Years | Accomplishment Narrative | # Benefitting |
|-------|--|---------------|
| 2021 | COVID restrictions were the biggest obstacles during the first two quarters. In the third quarter, MVPD was able to begin grant activity. The CSU programs were conducted in Census Tract/Block Group 45700/29; while POP conducted proactive policing in the remaining Census Tracts/Block Groups. Both CSU and POP were able to meet the grant obligation. The POP team were able to conduct proactive policing in areas impacted by crime. This type of enforcement helps to improve the community by making it safer for the residents that live there. The CSU team were able to provide hands on training to the Explorers and Volunteers. The program emphasizes ethics, personal integrity, and respect. Through the program, Explorers develop self-confidence, the ability to make positive decisions and the qualities needed for leadership. | |

U.S. Department of Housing and Urban Development
 Office of Community Planning and Development
 Integrated Disbursement and Information System
 CDBG Activity Summary Report (GPR) for Program Year 2021
 MORENO VALLEY

Date: 28-Sep-2022
 Time: 16:27
 Page: 39

PGM Year: 2019
 Project: 0027 - CV - Expand Public Wifi Network 2019
 IDIS Activity: 1087 - CDBG-CV Expand Public WiFi Network Two Parks
 Status: Open
 Location: 14177 Frederick St Moreno Valley, CA 92553-9014

Objective: Create suitable living environments
 Outcome: Availability/accessibility
 Matrix Code: Other Public Improvements Not Listed in 03A-03S (03Z) National Objective: LMA

Activity to prevent, prepare for, and respond to Coronavirus: Yes

Initial Funding Date: 11/10/2021

Description:

Financing

| | Fund Type | Grant Year | Grant | Funded Amount | Drawn In Program Year | Drawn Thru Program Year |
|-------|-----------|------------|-------------|---------------|-----------------------|-------------------------|
| CDBG | EN | 2020 | B20MW060567 | \$350,000.00 | \$139,083.34 | \$139,083.34 |
| Total | Total | | | \$350,000.00 | \$139,083.34 | \$139,083.34 |

Proposed Accomplishments

People (General) : 3,075
 Total Population in Service Area: 3,075
 Census Tract Percent Low / Mod: 70.57

Annual Accomplishments

| Years | Accomplishment Narrative | # Benefitting |
|-------|--------------------------|---------------|
| 2021 | x | |

U.S. Department of Housing and Urban Development
 Office of Community Planning and Development
 Integrated Disbursement and Information System
 CDBG Activity Summary Report (GPR) for Program Year 2021
 MORENO VALLEY

Date: 28-Sep-2022
 Time: 16:27
 Page: 40

PGM Year: 2021
 Project: 0017 - PAVEMENT REHABILITATION FOR VARIOUS LOCAL STREETS 2021
 IDIS Activity: 1092 - Pavement Rehab for Various Local Streets - Construction (2021)
 Status: Open
 Location: 14177 Frederick St Moreno Valley, CA 92553-9014
 Objective: Create suitable living environments
 Outcome: Availability/accessibility
 Matrix Code: Street Improvements (03K) National Objective: LMA

Activity to prevent, prepare for, and respond to Coronavirus: No

Initial Funding Date: 12/08/2021

Description:
 This activity will provide pavement rehabilitation for a total of approximately 54 local streets within the Citys HUD-CDBG LowMod Census Tract areas.
 Financing

| | Fund Type | Grant Year | Grant | Funded Amount | Drawn In Program Year | Drawn Thru Program Year |
|-------|-----------|------------|-------------|----------------|-----------------------|-------------------------|
| CDBG | EN | 2020 | B20MC060567 | \$563,068.67 | \$6,308.13 | \$6,308.13 |
| | | 2021 | B21MC060567 | \$1,152,116.33 | \$0.00 | \$0.00 |
| Total | Total | | | \$1,715,185.00 | \$6,308.13 | \$6,308.13 |

Proposed Accomplishments
 People (General) : 10,450
 Total Population in Service Area: 16,365
 Census Tract Percent Low / Mod: 63.86

Annual Accomplishments

| Years | Accomplishment Narrative | # Benefitting |
|-------|---|---------------|
| 2021 | The design is in process and to be completed in May 2022. Construction is to start in September 2022. | |

U.S. Department of Housing and Urban Development
 Office of Community Planning and Development
 Integrated Disbursement and Information System
 CDBG Activity Summary Report (GPR) for Program Year 2021
 MORENO VALLEY

Date: 28-Sep-2022
 Time: 16:27
 Page: 41

PGM Year: 2021
 Project: 0017 - PAVEMENT REHABILITATION FOR VARIOUS LOCAL STREETS 2021
 IDIS Activity: 1093 - Pavement Rehab for Various Local Streets - Design (2021)
 Status: Open Objective: Create suitable living environments
 Location: 14177 Frederick St Moreno Valley, CA 92553-9014 Outcome: Availability/accessibility
 Matrix Code: Street Improvements (03K) National Objective: LMA

Activity to prevent, prepare for, and respond to Coronavirus: No

Initial Funding Date: 12/13/2021

Description:
 This project will provide pavement rehabilitation design for a total of 18 local streets within the Citys HUD 2021 CDBG LowMod Census Tract areas.
 The project will be designed in accordance with the Citys standard plans and States specifications that are already established for pavement rehabilitation.
 The long term benefit of this project is to improve the street pavement and extend the service life of the pavement while enhancing the safety and aesthetic appearance within the selected CDBG LowMod areas.

Financing

| | Fund Type | Grant Year | Grant | Funded Amount | Drawn In Program Year | Drawn Thru Program Year |
|-------|-----------|------------|-------------|---------------|-----------------------|-------------------------|
| CDBG | EN | 2021 | B21MC060567 | \$50,000.00 | \$13,378.16 | \$13,378.16 |
| Total | Total | | | \$50,000.00 | \$13,378.16 | \$13,378.16 |

Proposed Accomplishments

People (General) : 5,590
 Total Population in Service Area: 8,275
 Census Tract Percent Low / Mod: 67.55

Annual Accomplishments

| Years | Accomplishment Narrative | # Benefitting |
|-------|--|---------------|
| 2021 | The design has been completed as of 3/10/22. | |

U.S. Department of Housing and Urban Development
 Office of Community Planning and Development
 Integrated Disbursement and Information System
 CDBG Activity Summary Report (GPR) for Program Year 2021
 MORENO VALLEY

Date: 28-Sep-2022
 Time: 16:27
 Page: 42

PGM Year: 2019
 Project: 0028 - CV - Family Services Association - Senior Nutrition Program 2019
 IDIS Activity: 1094 - CV Family Service (FSA) Senior Nutrition Program

Status: Completed 6/30/2022 12:00:00 AM
 Location: 21250 Box Springs Rd Ste 212 Moreno Valley, CA 92557-8712
 Objective: Create suitable living environments
 Outcome: Availability/accessibility
 Matrix Code: Senior Services (05A) National Objective: LMC

Activity to prevent, prepare for, and respond to Coronavirus: Yes

Initial Funding Date: 12/14/2021

Description:

Family Service Associations (FSA) Senior Nutrition Program is providing a curbside pickup of prepared meals for Seniors age62+ at the City of Moreno Valley Senior Center or home-delivery.

This new model of operation was implemented in response to COVID-19 and the Countys Stay at Home Order.

With funding from the City of Moreno Valley, FSA will provide nutritional services for over 428 unduplicated Seniors during the program period.

Financing

| | Fund Type | Grant Year | Grant | Funded Amount | Drawn In Program Year | Drawn Thru Program Year |
|--------------|--------------|------------|-------------|---------------------|-----------------------|-------------------------|
| CDBG | EN | 2020 | B20MW060567 | \$150,000.00 | \$150,000.00 | \$150,000.00 |
| Total | Total | | | \$150,000.00 | \$150,000.00 | \$150,000.00 |

Proposed Accomplishments

People (General) : 428

Actual Accomplishments

| Number assisted: | Owner | | Renter | | Total | | Person | |
|--|-------|----------|--------|----------|-------|----------|--------|----------|
| | Total | Hispanic | Total | Hispanic | Total | Hispanic | Total | Hispanic |
| White: | 0 | 0 | 0 | 0 | 0 | 0 | 319 | 200 |
| Black/African American: | 0 | 0 | 0 | 0 | 0 | 0 | 141 | 3 |
| Asian: | 0 | 0 | 0 | 0 | 0 | 0 | 53 | 0 |
| American Indian/Alaskan Native: | 0 | 0 | 0 | 0 | 0 | 0 | 6 | 0 |
| Native Hawaiian/Other Pacific Islander: | 0 | 0 | 0 | 0 | 0 | 0 | 2 | 0 |
| American Indian/Alaskan Native & White: | 0 | 0 | 0 | 0 | 0 | 0 | 0 | 0 |
| Asian White: | 0 | 0 | 0 | 0 | 0 | 0 | 0 | 0 |
| Black/African American & White: | 0 | 0 | 0 | 0 | 0 | 0 | 0 | 0 |
| American Indian/Alaskan Native & Black/African American: | 0 | 0 | 0 | 0 | 0 | 0 | 0 | 0 |
| Other multi-racial: | 0 | 0 | 0 | 0 | 0 | 0 | 93 | 1 |
| Asian/Pacific Islander: | 0 | 0 | 0 | 0 | 0 | 0 | 0 | 0 |

U.S. Department of Housing and Urban Development
 Office of Community Planning and Development
 Integrated Disbursement and Information System
 CDBG Activity Summary Report (GPR) for Program Year 2021
 MORENO VALLEY

Date: 28-Sep-2022
 Time: 16:27
 Page: 43

| | | | | | | | | |
|---------------------------|-------|--------|-------|--------|---|---|-----|-----|
| Hispanic: | 0 | 0 | 0 | 0 | 0 | 0 | 0 | 0 |
| Total: | 0 | 0 | 0 | 0 | 0 | 0 | 614 | 204 |
| Female-headed Households: | 0 | | 0 | | 0 | | | |
| Income Category: | Owner | Renter | Total | Person | | | | |
| Extremely Low | 0 | 0 | 0 | 293 | | | | |
| Low Mod | 0 | 0 | 0 | 289 | | | | |
| Moderate | 0 | 0 | 0 | 0 | | | | |
| Non Low Moderate | 0 | 0 | 0 | 32 | | | | |
| Total | 0 | 0 | 0 | 614 | | | | |
| Percent Low/Mod | | | | 94.8% | | | | |

Annual Accomplishments

| Years | Accomplishment Narrative | # Benefitting |
|-------|---|---------------|
| 2019 | As of June 30, 2022, FSA provided meals to 614 residents of Moreno Valley age 62 or above in a congregate setting. FSA also delivered meals to residents who were home bound, in the same age category. | |

U.S. Department of Housing and Urban Development
 Office of Community Planning and Development
 Integrated Disbursement and Information System
 CDBG Activity Summary Report (GPR) for Program Year 2021
 MORENO VALLEY

Date: 28-Sep-2022
 Time: 16:27
 Page: 44

PGM Year: 2019
 Project: 0038 - CV-STRIVE MOVAL EMPLOYMENT RESOURCE CENTER 2019
 IDIS Activity: 1095 - CV Strive MoVal

Status: Completed 6/30/2022 12:00:00 AM
 Location: 12625 Frederick St Ste K3 K3 Moreno Valley, CA 92553-5254
 Objective: Create suitable living environments
 Outcome: Availability/accessibility
 Matrix Code: Employment Training (05H) National Objective: LMC

Activity to prevent, prepare for, and respond to Coronavirus: Yes

Initial Funding Date: 12/14/2021

Description:

The Strive MoVal Workforce Recovery Program was established to provide critical workforce services to recently unemployed and jobseekers impacted by the COVID-19 economic shutdown. Assisting residents qualified as low- to moderate-income (LMI), the program utilizes the City of Moreno Valley Economic Resource Center as a physical location to provide access to computers and internet not otherwise available with new desktop tools (e.g. training and job search shortcuts, resume writing templates).

Financing

| | Fund Type | Grant Year | Grant | Funded Amount | Drawn In Program Year | Drawn Thru Program Year |
|-------|-----------|------------|-------------|---------------|-----------------------|-------------------------|
| CDBG | EN | 2020 | B20MW060567 | \$150,000.00 | \$150,000.00 | \$150,000.00 |
| Total | Total | | | \$150,000.00 | \$150,000.00 | \$150,000.00 |

Proposed Accomplishments

People (General) : 2,153

Actual Accomplishments

Number assisted:

| | Owner | | Renter | | Total | | Person | |
|--|-------|----------|--------|----------|-------|----------|--------|----------|
| | Total | Hispanic | Total | Hispanic | Total | Hispanic | Total | Hispanic |
| White: | 0 | 0 | 0 | 0 | 0 | 0 | 486 | 381 |
| Black/African American: | 0 | 0 | 0 | 0 | 0 | 0 | 524 | 0 |
| Asian: | 0 | 0 | 0 | 0 | 0 | 0 | 33 | 0 |
| American Indian/Alaskan Native: | 0 | 0 | 0 | 0 | 0 | 0 | 13 | 0 |
| Native Hawaiian/Other Pacific Islander: | 0 | 0 | 0 | 0 | 0 | 0 | 19 | 0 |
| American Indian/Alaskan Native & White: | 0 | 0 | 0 | 0 | 0 | 0 | 0 | 0 |
| Asian White: | 0 | 0 | 0 | 0 | 0 | 0 | 0 | 0 |
| Black/African American & White: | 0 | 0 | 0 | 0 | 0 | 0 | 0 | 0 |
| American Indian/Alaskan Native & Black/African American: | 0 | 0 | 0 | 0 | 0 | 0 | 0 | 0 |
| Other multi-racial: | 0 | 0 | 0 | 0 | 0 | 0 | 85 | 0 |

U.S. Department of Housing and Urban Development
 Office of Community Planning and Development
 Integrated Disbursement and Information System
 CDBG Activity Summary Report (GPR) for Program Year 2021
 MORENO VALLEY

Date: 28-Sep-2022
 Time: 16:27
 Page: 45

| | | | | | | | | |
|---------------------------|-------|--------|-------|--------|---|---|-------|-----|
| Asian/Pacific Islander: | 0 | 0 | 0 | 0 | 0 | 0 | 0 | 0 |
| Hispanic: | 0 | 0 | 0 | 0 | 0 | 0 | 0 | 0 |
| Total: | 0 | 0 | 0 | 0 | 0 | 0 | 1,160 | 381 |
| Female-headed Households: | 0 | | 0 | | 0 | | | |
| Income Category: | Owner | Renter | Total | Person | | | | |
| Extremely Low | 0 | 0 | 0 | 734 | | | | |
| Low Mod | 0 | 0 | 0 | 245 | | | | |
| Moderate | 0 | 0 | 0 | 114 | | | | |
| Non Low Moderate | 0 | 0 | 0 | 67 | | | | |
| Total | 0 | 0 | 0 | 1,160 | | | | |
| Percent Low/Mod | | | | 94.2% | | | | |

Annual Accomplishments

| Years | Accomplishment Narrative | # Benefitting |
|-------|--|---------------|
| 2019 | During the months of January 2022 through May 2022 the region saw much recovery to the industries impacted by closures in reaction to the COVID-19 pandemic. As such many employers used the Moreno Valley Business & Employment Resource Center (BERC) to host hiring events and post open recruitments. The BERC computer lab remained the center's most popular resource where users were able to apply and certify for unemployment benefits, build resumes and search for jobs. During these months we also enhanced our digital resource offerings with remote services through new appointment scheduling systems and Zoom webinars. Hybrid workshops were also offered to ensure in-person was learning for those who needed it. Specifically, we offered 76 job training and employer information session/hiring events, promoted more than 7,700 job openings, and served in-person 1,523 Moreno Valley residents and individuals from across the region through these events. | |

U.S. Department of Housing and Urban Development
Office of Community Planning and Development
Integrated Disbursement and Information System
CDBG Activity Summary Report (GPR) for Program Year 2021
MORENO VALLEY

Date: 28-Sep-2022

Time: 16:27

Page: 46

| | |
|--------------------------------|----------------|
| Total Funded Amount: | \$5,273,259.51 |
| Total Drawn Thru Program Year: | \$2,942,923.28 |
| Total Drawn In Program Year: | \$2,588,011.93 |



U.S. Department of Housing and Urban Development
 Office of Community Planning and Development
 Integrated Disbursement and Information System
 Status of HOME Activities - Entitlement
 MORENO VALLEY, CA

DATE: 09-28-22
 TIME: 16:43
 PAGE: 1

IDIS - PR22

Note:
 WAED - Written Agreement Execution Date
 IFD - Initial Funding Date

| Tenure Type | Activity Type | IDIS Activity | Activity Address | Activity Status | Status Date | Total Units | Home Total HH Units Assisted | Commitment Date | Commitment Date Type | Committed Amount | Drawn Amount | PCT | |
|-----------------|------------------|---------------|---|-----------------|-------------|-------------|------------------------------|-----------------|----------------------|------------------|----------------|----------------|---------|
| Rental | NEW CONSTRUCTION | 1028 | 14177 Frederick St 14177 Frederick St , Moreno Valley CA, 92553 | Completed | 09/21/22 | 5 | 5 | N/A | 08/04/20 | WAED | \$1,000,000.00 | \$1,000,000.00 | 100.00% |
| Homeowner Rehab | REHABILITATION | 1011 | 2180 Iowa Ave , Riverside CA, 92507 | Completed | 09/22/22 | 12 | 12 | N/A | 10/28/19 | WAED | \$218,154.72 | \$218,154.72 | 100.00% |
| Homeowner Rehab | REHABILITATION | 1012 | 2180 Iowa Ave , Riverside CA, 92507 | Completed | 09/24/22 | 22 | 22 | N/A | 10/28/19 | WAED | \$395,000.00 | \$395,000.00 | 100.00% |
| Homeowner Rehab | REHABILITATION | 1088 | 2180 Iowa Ave , Riverside CA, 92507 | Open | 08/18/22 | 0 | 0 | N/A | 10/29/21 | WAED | \$145,000.00 | \$32,809.19 | 22.63% |
| Homeowner Rehab | REHABILITATION | 1090 | 2180 Iowa Ave , Riverside CA, 92507 | Open | 08/10/22 | 0 | 0 | N/A | 10/28/21 | WAED | \$85,000.00 | \$17,589.31 | 20.69% |



U.S. Department of Housing and Urban Development
 Office of Community Planning and Development
 Integrated Disbursement and Information System
 CDBG Summary of Accomplishments
 Program Year: 2021

DATE: 09-28-22
 TIME: 16:46
 PAGE: 1

MORENO VALLEY

Count of CDBG Activities with Disbursements by Activity Group & Matrix Code

| Activity Group | Activity Category | Open Count | Open Activities Disbursed | Completed Count | Completed Activities Disbursed | Program Year Count | Total Activities Disbursed |
|-------------------------------------|--|------------|---------------------------|-----------------|--------------------------------|--------------------|----------------------------|
| Housing | Rehab; Single-Unit Residential (14A) | 1 | \$5,333.70 | 0 | \$0.00 | 1 | \$5,333.70 |
| | Energy Efficiency Improvements (14F) | 1 | \$0.00 | 1 | \$89,167.42 | 2 | \$89,167.42 |
| | Total Housing | 2 | \$5,333.70 | 1 | \$89,167.42 | 3 | \$94,501.12 |
| Public Facilities and Improvements | Street Improvements (03K) | 2 | \$19,686.29 | 2 | \$1,009,674.49 | 4 | \$1,029,360.78 |
| | Other Public Improvements Not Listed in 03A-03S (03Z) | 1 | \$139,083.34 | 0 | \$0.00 | 1 | \$139,083.34 |
| | Total Public Facilities and Improvements | 3 | \$158,769.63 | 2 | \$1,009,674.49 | 5 | \$1,168,444.12 |
| Public Services | Operating Costs of Homeless/AIDS Patients Programs (03T) | 0 | \$0.00 | 1 | \$15,000.00 | 1 | \$15,000.00 |
| | Senior Services (05A) | 0 | \$0.00 | 3 | \$230,000.00 | 3 | \$230,000.00 |
| | Employment Training (05H) | 0 | \$0.00 | 2 | \$180,692.00 | 2 | \$180,692.00 |
| | Crime Awareness (05I) | 0 | \$0.00 | 2 | \$86,141.59 | 2 | \$86,141.59 |
| | Fair Housing Activities (if CDBG, then subject to 15% cap) (05J) | 0 | \$0.00 | 1 | \$41,936.60 | 1 | \$41,936.60 |
| | Tenant/Landlord Counseling (05K) | 0 | \$0.00 | 1 | \$20,965.67 | 1 | \$20,965.67 |
| | Health Services (05M) | 0 | \$0.00 | 2 | \$101,000.00 | 2 | \$101,000.00 |
| | Abused and Neglected Children (05N) | 0 | \$0.00 | 1 | \$30,000.00 | 1 | \$30,000.00 |
| | Subsistence Payment (05Q) | 0 | \$0.00 | 1 | \$150,000.00 | 1 | \$150,000.00 |
| | Total Public Services | 0 | \$0.00 | 14 | \$855,735.86 | 14 | \$855,735.86 |
| General Administration and Planning | General Program Administration (21A) | 1 | \$40,324.04 | 1 | \$403,223.00 | 2 | \$443,547.04 |
| | Total General Administration and Planning | 1 | \$40,324.04 | 1 | \$403,223.00 | 2 | \$443,547.04 |
| Other | Interim Assistance (06) | 1 | \$25,783.79 | 0 | \$0.00 | 1 | \$25,783.79 |
| | Total Other | 1 | \$25,783.79 | 0 | \$0.00 | 1 | \$25,783.79 |
| Grand Total | | 7 | \$230,211.16 | 18 | \$2,357,800.77 | 25 | \$2,588,011.93 |



U.S. Department of Housing and Urban Development
 Office of Community Planning and Development
 Integrated Disbursement and Information System
 CDBG Summary of Accomplishments
 Program Year: 2021

DATE: 09-28-22
 TIME: 16:46
 PAGE: 2

MORENO VALLEY

CDBG Sum of Actual Accomplishments by Activity Group and Accomplishment Type

| Activity Group | Matrix Code | Accomplishment Type | Open Count | Completed Count | Program Year Totals |
|------------------------------------|--|---------------------|------------|-----------------|---------------------|
| Housing | Rehab; Single-Unit Residential (14A) | Housing Units | 0 | 0 | 0 |
| | Energy Efficiency Improvements (14F) | Housing Units | 0 | 9 | 9 |
| | Total Housing | | 0 | 9 | 9 |
| Public Facilities and Improvements | Street Improvements (03K) | Persons | 24,640 | 38,380 | 63,020 |
| | Other Public Improvements Not Listed in 03A-03S (03Z) | Persons | 3,075 | 0 | 3,075 |
| | Total Public Facilities and Improvements | | 27,715 | 38,380 | 66,095 |
| Public Services | Operating Costs of Homeless/AIDS Patients Programs (03T) | Persons | 0 | 20 | 20 |
| | Senior Services (05A) | Persons | 0 | 1,340 | 1,340 |
| | Employment Training (05H) | Persons | 0 | 1,210 | 1,210 |
| | Crime Awareness (05I) | Persons | 0 | 46,830 | 46,830 |
| | Fair Housing Activities (if CDBG, then subject to 15% cap) (05J) | Persons | 0 | 24 | 24 |
| | Tenant/Landlord Counseling (05K) | Persons | 0 | 4,117 | 4,117 |
| | Health Services (05M) | Persons | 0 | 551 | 551 |
| | Abused and Neglected Children (05N) | Persons | 0 | 15 | 15 |
| Other | Subsistence Payment (05Q) | Persons | 0 | 37 | 37 |
| | Total Public Services | | 0 | 54,144 | 54,144 |
| | Interim Assistance (06) | Persons | 100,260 | 0 | 100,260 |
| Total Other | | 100,260 | 0 | 100,260 | |
| Grand Total | | | 127,975 | 92,533 | 220,508 |



MORENO VALLEY

CDBG Beneficiaries by Racial / Ethnic Category

| Housing-Non Housing | Race | Total Persons | Total Hispanic | | Total Hispanic Households |
|--|---|---------------|----------------|------------------|---------------------------|
| | | | Persons | Total Households | |
| Housing | White | 0 | 0 | 1 | 0 |
| | Black/African American | 0 | 0 | 2 | 1 |
| | Asian | 0 | 0 | 1 | 0 |
| | Other multi-racial | 0 | 0 | 5 | 4 |
| | Total Housing | 0 | 0 | 9 | 5 |
| Non Housing | White | 4,949 | 3,565 | 0 | 0 |
| | | 843 | 613 | 0 | 0 |
| | Black/African American | 2,073 | 53 | 0 | 0 |
| | | 688 | 5 | 0 | 0 |
| | Asian | 168 | 0 | 0 | 0 |
| | | 90 | 0 | 0 | 0 |
| | American Indian/Alaskan Native | 26 | 1 | 0 | 0 |
| | | 19 | 0 | 0 | 0 |
| | Native Hawaiian/Other Pacific Islander | 15 | 1 | 0 | 0 |
| | | 22 | 0 | 0 | 0 |
| | Asian & White | 3 | 0 | 0 | 0 |
| | Black/African American & White | 6 | 5 | 0 | 0 |
| | | 2 | 0 | 0 | 0 |
| | Amer. Indian/Alaskan Native & Black/African Amer. | 1 | 1 | 0 | 0 |
| | Other multi-racial | 651 | 72 | 0 | 0 |
| | 348 | 92 | 0 | 0 | |
| Total Non Housing | 9,904 | 4,408 | 0 | 0 | |
| Grand Total | White | 4,949 | 3,565 | 1 | 0 |
| | | 843 | 613 | 0 | 0 |
| | Black/African American | 2,073 | 53 | 2 | 1 |
| | | 688 | 5 | 0 | 0 |
| | Asian | 168 | 0 | 1 | 0 |
| | | 90 | 0 | 0 | 0 |
| | American Indian/Alaskan Native | 26 | 1 | 0 | 0 |
| | 19 | 0 | 0 | 0 | |
| Native Hawaiian/Other Pacific Islander | 15 | 1 | 0 | 0 | |



U.S. Department of Housing and Urban Development
 Office of Community Planning and Development
 Integrated Disbursement and Information System
 CDBG Summary of Accomplishments
 Program Year: 2021

DATE: 09-28-22
 TIME: 16:46
 PAGE: 4

MORENO VALLEY

| Housing-Non Housing | Race | Total Hispanic | | Total Hispanic | |
|---------------------|---|----------------|---------|------------------|------------|
| | | Total Persons | Persons | Total Households | Households |
| Grand Total | Native Hawaiian/Other Pacific Islander | 22 | 0 | 0 | 0 |
| | Asian & White | 3 | 0 | 0 | 0 |
| | Black/African American & White | 6 | 5 | 0 | 0 |
| | | 2 | 0 | 0 | 0 |
| | Amer. Indian/Alaskan Native & Black/African Amer. | 1 | 1 | 0 | 0 |
| | Other multi-racial | 651 | 72 | 5 | 4 |
| | | 348 | 92 | 0 | 0 |
| Total Grand Total | | 9,904 | 4,408 | 9 | 5 |



MORENO VALLEY

CDBG Beneficiaries by Income Category

| | Income Levels | Owner Occupied | Renter Occupied | Persons |
|-------------|-----------------------|----------------|-----------------|---------|
| Housing | Extremely Low (<=30%) | 0 | 0 | 0 |
| | Low (>30% and <=50%) | 1 | 0 | 0 |
| | Mod (>50% and <=80%) | 7 | 0 | 0 |
| | Total Low-Mod | 8 | 0 | 0 |
| | Non Low-Mod (>80%) | 0 | 0 | 0 |
| | Total Beneficiaries | 8 | 0 | 0 |
| Non Housing | Extremely Low (<=30%) | 0 | 0 | 2,263 |
| | | 0 | 0 | 0 |
| | Low (>30% and <=50%) | 0 | 0 | 3,084 |
| | | 0 | 0 | 0 |
| | Mod (>50% and <=80%) | 0 | 0 | 943 |
| | | 0 | 0 | 151 |
| | Total Low-Mod | 0 | 0 | 6,290 |
| | | 0 | 0 | 151 |
| | Non Low-Mod (>80%) | 0 | 0 | 1,602 |
| | Total Beneficiaries | 0 | 0 | 7,892 |
| | 0 | 0 | 151 | |



Office of Community Planning and Development
 U.S. Department of Housing and Urban Development
 Integrated Disbursement and Information System
 PR26 - CDBG Financial Summary Report
 Program Year 2021
 MORENO VALLEY , CA

DATE: 09-19-22
 TIME: 20:17
 PAGE: 1

PART I: SUMMARY OF CDBG RESOURCES

| | |
|---|--------------|
| 01 UNEXPENDED CDBG FUNDS AT END OF PREVIOUS PROGRAM YEAR | 2,131,000.04 |
| 02 ENTITLEMENT GRANT | 2,045,825.00 |
| 03 SURPLUS URBAN RENEWAL | 0.00 |
| 04 SECTION 108 GUARANTEED LOAN FUNDS | 0.00 |
| 05 CURRENT YEAR PROGRAM INCOME | 0.00 |
| 05a CURRENT YEAR SECTION 108 PROGRAM INCOME (FOR SI TYPE) | 0.00 |
| 06 FUNDS RETURNED TO THE LINE-OF-CREDIT | 0.00 |
| 06a FUNDS RETURNED TO THE LOCAL CDBG ACCOUNT | 0.00 |
| 07 ADJUSTMENT TO COMPUTE TOTAL AVAILABLE | 0.00 |
| 08 TOTAL AVAILABLE (SUM, LINES 01-07) | 4,176,825.04 |

PART II: SUMMARY OF CDBG EXPENDITURES

| | |
|--|--------------|
| 09 DISBURSEMENTS OTHER THAN SECTION 108 REPAYMENTS AND PLANNING/ADMINISTRATION | 1,448,689.55 |
| 10 ADJUSTMENT TO COMPUTE TOTAL AMOUNT SUBJECT TO LOW/MOD BENEFIT | 0.00 |
| 11 AMOUNT SUBJECT TO LOW/MOD BENEFIT (LINE 09 + LINE 10) | 1,448,689.55 |
| 12 DISBURSED IN IDIS FOR PLANNING/ADMINISTRATION | 403,223.00 |
| 13 DISBURSED IN IDIS FOR SECTION 108 REPAYMENTS | 0.00 |
| 14 ADJUSTMENT TO COMPUTE TOTAL EXPENDITURES | 0.00 |
| 15 TOTAL EXPENDITURES (SUM, LINES 11-14) | 1,851,912.55 |
| 16 UNEXPENDED BALANCE (LINE 08 - LINE 15) | 2,324,912.49 |

PART III: LOWMOD BENEFIT THIS REPORTING PERIOD

| | |
|--|--------------|
| 17 EXPENDED FOR LOW/MOD HOUSING IN SPECIAL AREAS | 0.00 |
| 18 EXPENDED FOR LOW/MOD MULTI-UNIT HOUSING | 0.00 |
| 19 DISBURSED FOR OTHER LOW/MOD ACTIVITIES | 1,359,522.13 |
| 20 ADJUSTMENT TO COMPUTE TOTAL LOW/MOD CREDIT | 0.00 |
| 21 TOTAL LOW/MOD CREDIT (SUM, LINES 17-20) | 1,359,522.13 |
| 22 PERCENT LOW/MOD CREDIT (LINE 21/LINE 11) | 93.84% |

LOW/MOD BENEFIT FOR MULTI-YEAR CERTIFICATIONS

| | |
|---|-------------|
| 23 PROGRAM YEARS(PY) COVERED IN CERTIFICATION | PY: PY: PY: |
| 24 CUMULATIVE NET EXPENDITURES SUBJECT TO LOW/MOD BENEFIT CALCULATION | 0.00 |
| 25 CUMULATIVE EXPENDITURES BENEFITING LOW/MOD PERSONS | 0.00 |
| 26 PERCENT BENEFIT TO LOW/MOD PERSONS (LINE 25/LINE 24) | 0.00% |

PART IV: PUBLIC SERVICE (PS) CAP CALCULATIONS

| | |
|---|--------------|
| 27 DISBURSED IN IDIS FOR PUBLIC SERVICES | 299,043.86 |
| 28 PS UNLIQUIDATED OBLIGATIONS AT END OF CURRENT PROGRAM YEAR | 0.00 |
| 29 PS UNLIQUIDATED OBLIGATIONS AT END OF PREVIOUS PROGRAM YEAR | 0.00 |
| 30 ADJUSTMENT TO COMPUTE TOTAL PS OBLIGATIONS | 0.00 |
| 31 TOTAL PS OBLIGATIONS (LINE 27 + LINE 28 - LINE 29 + LINE 30) | 299,043.86 |
| 32 ENTITLEMENT GRANT | 2,045,825.00 |
| 33 PRIOR YEAR PROGRAM INCOME | 0.00 |
| 34 ADJUSTMENT TO COMPUTE TOTAL SUBJECT TO PS CAP | 0.00 |
| 35 TOTAL SUBJECT TO PS CAP (SUM, LINES 32-34) | 2,045,825.00 |
| 36 PERCENT FUNDS OBLIGATED FOR PS ACTIVITIES (LINE 31/LINE 35) | 14.62% |

PART V: PLANNING AND ADMINISTRATION (PA) CAP

| | |
|--|--------------|
| 37 DISBURSED IN IDIS FOR PLANNING/ADMINISTRATION | 403,223.00 |
| 38 PA UNLIQUIDATED OBLIGATIONS AT END OF CURRENT PROGRAM YEAR | 0.00 |
| 39 PA UNLIQUIDATED OBLIGATIONS AT END OF PREVIOUS PROGRAM YEAR | 0.00 |
| 40 ADJUSTMENT TO COMPUTE TOTAL PA OBLIGATIONS | 0.00 |
| 41 TOTAL PA OBLIGATIONS (LINE 37 + LINE 38 - LINE 39 +LINE 40) | 403,223.00 |
| 42 ENTITLEMENT GRANT | 2,045,825.00 |
| 43 CURRENT YEAR PROGRAM INCOME | 0.00 |
| 44 ADJUSTMENT TO COMPUTE TOTAL SUBJECT TO PA CAP | 0.00 |
| 45 TOTAL SUBJECT TO PA CAP (SUM, LINES 42-44) | 2,045,825.00 |
| 46 PERCENT FUNDS OBLIGATED FOR PA ACTIVITIES (LINE 41/LINE 45) | 19.71% |



Office of Community Planning and Development
 U.S. Department of Housing and Urban Development
 Integrated Disbursement and Information System
 PR26 - CDBG Financial Summary Report
 Program Year 2021
 MORENO VALLEY , CA

DATE: 09-19-22
 TIME: 20:17
 PAGE: 3

LINE 27 DETAIL: ACTIVITIES INCLUDED IN THE COMPUTATION OF LINE 27

| Plan Year | IDIS Project | IDIS Activity | Voucher Number | Activity to prevent, prepare for, and respond to Coronavirus | Activity Name | Grant Number | Fund Type | Matrix Code | National Objective | Drawn Amount |
|-----------|--------------|---------------|----------------|--|---|--------------|-----------|-------------|--------------------|--------------|
| 2021 | 8 | 1084 | 6566967 | No | Operation Safehouse Emergency Shelter for Youth (2021) | B21MC060567 | EN | 03T | LMC | \$2,483.13 |
| 2021 | 8 | 1084 | 6588173 | No | Operation Safehouse Emergency Shelter for Youth (2021) | B21MC060567 | EN | 03T | LMC | \$2,282.00 |
| 2021 | 8 | 1084 | 6622633 | No | Operation Safehouse Emergency Shelter for Youth (2021) | B21MC060567 | EN | 03T | LMC | \$2,520.00 |
| 2021 | 8 | 1084 | 6632661 | No | Operation Safehouse Emergency Shelter for Youth (2021) | B21MC060567 | EN | 03T | LMC | \$840.00 |
| 2021 | 8 | 1084 | 6652175 | No | Operation Safehouse Emergency Shelter for Youth (2021) | B21MC060567 | EN | 03T | LMC | \$1,456.00 |
| 2021 | 8 | 1084 | 6663225 | No | Operation Safehouse Emergency Shelter for Youth (2021) | B21MC060567 | EN | 03T | LMC | \$4,984.00 |
| 2021 | 8 | 1084 | 6665178 | No | Operation Safehouse Emergency Shelter for Youth (2021) | B21MC060567 | EN | 03T | LMC | \$434.87 |
| | | | | | | | | 03T | Matrix Code | \$15,000.00 |
| 2021 | 7 | 1085 | 6588173 | No | FAMILY SERVICE ASSOCIATION SENIOR NUTRITION PROGRAM 2021 | B21MC060567 | EN | 05A | LMC | \$9,585.62 |
| 2021 | 7 | 1085 | 6622539 | No | FAMILY SERVICE ASSOCIATION SENIOR NUTRITION PROGRAM 2021 | B21MC060567 | EN | 05A | LMC | \$10,414.38 |
| 2021 | 10 | 1076 | 6566967 | No | Friends of Moreno Valley Senior Center - MoVan 2021 | B21MC060567 | EN | 05A | LMC | \$36,985.33 |
| 2021 | 10 | 1076 | 6588173 | No | Friends of Moreno Valley Senior Center - MoVan 2021 | B21MC060567 | EN | 05A | LMC | \$23,014.67 |
| | | | | | | | | 05A | Matrix Code | \$80,000.00 |
| 2021 | 9 | 1086 | 6657024 | No | MVPD Community Policing (2021) | B21MC060567 | EN | 05I | LMA | \$71,192.00 |
| 2021 | 12 | 1079 | 6588173 | No | Riverside Area Rape Crisis Abuse Prevention Program (2021) | B21MC060567 | EN | 05I | LMC | \$3,263.80 |
| 2021 | 12 | 1079 | 6632661 | No | Riverside Area Rape Crisis Abuse Prevention Program (2021) | B21MC060567 | EN | 05I | LMC | \$2,673.41 |
| 2021 | 12 | 1079 | 6642296 | No | Riverside Area Rape Crisis Abuse Prevention Program (2021) | B21MC060567 | EN | 05I | LMC | \$863.40 |
| 2021 | 12 | 1079 | 6663225 | No | Riverside Area Rape Crisis Abuse Prevention Program (2021) | B21MC060567 | EN | 05I | LMC | \$3,741.31 |
| 2021 | 12 | 1079 | 6665178 | No | Riverside Area Rape Crisis Abuse Prevention Program (2021) | B21MC060567 | EN | 05I | LMC | \$4,407.67 |
| | | | | | | | | 05I | Matrix Code | \$86,141.59 |
| 2021 | 14 | 1081 | 6566967 | No | Fair Housing Council of Riverside County Anti Discrimination Services 2021 | B21MC060567 | EN | 05J | LMC | \$5,924.53 |
| 2021 | 14 | 1081 | 6588173 | No | Fair Housing Council of Riverside County Anti Discrimination Services 2021 | B21MC060567 | EN | 05J | LMC | \$7,041.44 |
| 2021 | 14 | 1081 | 6623631 | No | Fair Housing Council of Riverside County Anti Discrimination Services 2021 | B21MC060567 | EN | 05J | LMC | \$14,649.90 |
| 2021 | 14 | 1081 | 6652175 | No | Fair Housing Council of Riverside County Anti Discrimination Services 2021 | B21MC060567 | EN | 05J | LMC | \$3,774.69 |
| 2021 | 14 | 1081 | 6663225 | No | Fair Housing Council of Riverside County Anti Discrimination Services 2021 | B21MC060567 | EN | 05J | LMC | \$10,546.04 |
| | | | | | | | | 05J | Matrix Code | \$41,936.60 |
| 2021 | 15 | 1080 | 6566967 | No | Fair Housing Council of Riverside County Landlord Tenant Counseling Services 2021 | B21MC060567 | EN | 05K | LMC | \$2,961.86 |
| 2021 | 15 | 1080 | 6588173 | No | Fair Housing Council of Riverside County Landlord Tenant Counseling Services 2021 | B21MC060567 | EN | 05K | LMC | \$3,520.27 |
| 2021 | 15 | 1080 | 6623613 | No | Fair Housing Council of Riverside County Landlord Tenant Counseling Services 2021 | B21MC060567 | EN | 05K | LMC | \$7,324.03 |
| 2021 | 15 | 1080 | 6652175 | No | Fair Housing Council of Riverside County Landlord Tenant Counseling Services 2021 | B21MC060567 | EN | 05K | LMC | \$1,887.09 |
| 2021 | 15 | 1080 | 6663225 | No | Fair Housing Council of Riverside County Landlord Tenant Counseling Services 2021 | B21MC060567 | EN | 05K | LMC | \$5,272.42 |
| | | | | | | | | 05K | Matrix Code | \$20,965.67 |
| 2021 | 11 | 1078 | 6588173 | No | Assistance League of Riverside 2021 | B21MC060567 | EN | 05M | LMC | \$15,290.15 |
| 2021 | 11 | 1078 | 6622497 | No | Assistance League of Riverside 2021 | B21MC060567 | EN | 05M | LMC | \$9,709.85 |
| | | | | | | | | 05M | Matrix Code | \$25,000.00 |
| 2021 | 13 | 1083 | 6566967 | No | Voices for Children Court Appointed Special Advocates (CASA) Program 2021 | B21MC060567 | EN | 05N | LMC | \$3,796.96 |
| 2021 | 13 | 1083 | 6588173 | No | Voices for Children Court Appointed Special Advocates (CASA) Program 2021 | B21MC060567 | EN | 05N | LMC | \$4,377.83 |
| 2021 | 13 | 1083 | 6627210 | No | Voices for Children Court Appointed Special Advocates (CASA) Program 2021 | B21MC060567 | EN | 05N | LMC | \$8,137.07 |
| 2021 | 13 | 1083 | 6632661 | No | Voices for Children Court Appointed Special Advocates (CASA) Program 2021 | B21MC060567 | EN | 05N | LMC | \$2,817.42 |
| 2021 | 13 | 1083 | 6663225 | No | Voices for Children Court Appointed Special Advocates (CASA) Program 2021 | B21MC060567 | EN | 05N | LMC | \$3,015.57 |
| 2021 | 13 | 1083 | 6665178 | No | Voices for Children Court Appointed Special Advocates (CASA) Program 2021 | B21MC060567 | EN | 05N | LMC | \$7,855.15 |
| | | | | | | | | 05N | Matrix Code | \$30,000.00 |
| | | | | No | Activity to prevent, prepare for, and respond to Coronavirus | | | | | \$299,043.86 |
| Total | | | | | | | | | | \$299,043.86 |

LINE 37 DETAIL: ACTIVITIES INCLUDED IN THE COMPUTATION OF LINE 37

| Plan Year | IDIS Project | IDIS Activity | Voucher Number | Activity Name | Matrix Code | National Objective | Drawn Amount |
|-----------|--------------|---------------|----------------|----------------------------|-------------|--------------------|--------------|
| 2021 | 6 | 1073 | 6561359 | CDBG Administration (2021) | 21A | | \$108,879.70 |
| 2021 | 6 | 1073 | 6566967 | CDBG Administration (2021) | 21A | | \$5,834.52 |
| 2021 | 6 | 1073 | 6588173 | CDBG Administration (2021) | 21A | | \$88,917.68 |



Office of Community Planning and Development
U.S. Department of Housing and Urban Development
Integrated Disbursement and Information System
PR26 - CDBG Financial Summary Report

DATE: 09-19-22
TIME: 20:17
PAGE: 4

Program Year 2021
MORENO VALLEY , CA

| Plan Year | IDIS Project | IDIS Activity | Voucher Number | Activity Name | Matrix Code | National Objective | Drawn Amount |
|-----------|--------------|---------------|----------------|----------------------------|-------------|--------------------|--------------|
| 2021 | 6 | 1073 | 6627197 | CDBG Administration (2021) | 21A | | \$104,249.65 |
| 2021 | 6 | 1073 | 6632664 | CDBG Administration (2021) | 21A | | \$28,890.97 |
| 2021 | 6 | 1073 | 6642296 | CDBG Administration (2021) | 21A | | \$29,395.01 |
| 2021 | 6 | 1073 | 6657016 | CDBG Administration (2021) | 21A | | \$37,055.47 |
| Total | | | | | 21A | Matrix Code | \$403,223.00 |
| | | | | | | | \$403,223.00 |

PR26 - Activity Summary by Selected Grant

Date Generated: 09/19/2022

Grantee: MORENO VALLEY

Grant Year: 2021

Formula and Competitive Grants only, CARES Act Grants only

| Total Grant Amount for CDBG 2021 Grant year = \$2,045,825.00 | | | | | | | | | | | | | | |
|--|---------------|------------|--------------|-----------------------------|-------------|--------------------|---------------|--|-----------------|-----------------------------------|----------------------------------|---|--|---|
| State | Grantee Name | Grant Year | Grant Number | Activity Group | Matrix Code | National Objective | IDIS Activity | Activity to prevent, prepare for, and respond to Coronavirus | Activity Status | Amount Funded From Selected Grant | Amount Drawn From Selected Grant | % of CDBG Drawn From Selected Grant/Grant | Total CDBG Funded Amount (All Years All Sources) | Total CDBG Drawn Amount (All Years All Sources) |
| CA | MORENO VALLEY | 2021 | B21MC060567 | Administrative And Planning | 21A | | 1073 | No | Completed | \$403,223.00 | \$403,223.00 | | \$403,223.00 | \$403,223.00 |
| Total Administrative And Planning | | | | | | | | | | \$403,223.00 | \$403,223.00 | 19.71% | \$403,223.00 | \$403,223.00 |
| CA | MORENO VALLEY | 2021 | B21MC060567 | Housing | 14F | LMH | 1077 | No | Open | \$100,000.00 | \$0.00 | | \$100,000.00 | |
| Total Housing | | | | | | | | | | \$100,000.00 | \$0.00 | 0.00% | \$100,000.00 | \$0.00 |
| CA | MORENO VALLEY | 2021 | B21MC060567 | Public Improvements | 03K | LMA | 1092 | No | Open | \$1,152,116.33 | \$0.00 | | \$1,715,185.00 | \$6,308.13 |
| CA | MORENO VALLEY | 2021 | B21MC060567 | Public Improvements | 03K | LMA | 1093 | No | Open | \$50,000.00 | \$13,378.16 | | \$50,000.00 | \$13,378.16 |
| Total Public Improvements | | | | | | | | | | \$1,202,116.33 | \$13,378.16 | 0.65% | \$1,765,185.00 | \$19,686.29 |
| CA | MORENO VALLEY | 2021 | B21MC060567 | Public Services | 03T | LMC | 1084 | No | Completed | \$15,000.00 | \$15,000.00 | | \$15,000.00 | \$15,000.00 |
| CA | MORENO VALLEY | 2021 | B21MC060567 | Public Services | 05A | LMC | 1076 | No | Completed | \$60,000.00 | \$60,000.00 | | \$60,000.00 | \$60,000.00 |
| CA | MORENO VALLEY | 2021 | B21MC060567 | Public Services | 05A | LMC | 1085 | No | Completed | \$20,000.00 | \$20,000.00 | | \$20,000.00 | \$20,000.00 |
| CA | MORENO VALLEY | 2021 | B21MC060567 | Public Services | 05I | LMA | 1086 | No | Completed | \$71,192.00 | \$71,192.00 | | \$71,192.00 | \$71,192.00 |
| CA | MORENO VALLEY | 2021 | B21MC060567 | Public Services | 05I | LMC | 1079 | No | Completed | \$14,949.59 | \$14,949.59 | | \$14,949.59 | \$14,949.59 |
| CA | MORENO VALLEY | 2021 | B21MC060567 | Public Services | 05J | LMC | 1081 | No | Completed | \$41,936.60 | \$41,936.60 | | \$41,936.60 | \$41,936.60 |
| CA | MORENO VALLEY | 2021 | B21MC060567 | Public Services | 05K | LMC | 1080 | No | Completed | \$20,965.67 | \$20,965.67 | | \$20,965.67 | \$20,965.67 |
| CA | MORENO VALLEY | 2021 | B21MC060567 | Public Services | 05M | LMC | 1078 | No | Completed | \$25,000.00 | \$25,000.00 | | \$25,000.00 | \$25,000.00 |
| CA | MORENO VALLEY | 2021 | B21MC060567 | Public Services | 05N | LMC | 1083 | No | Completed | \$30,000.00 | \$30,000.00 | | \$30,000.00 | \$30,000.00 |
| Non CARES Related Public Services | | | | | | | | | | \$299,043.86 | \$299,043.86 | 14.62% | \$299,043.86 | \$299,043.86 |
| Total 2021 - CDBG | | | | | | | | | | \$2,004,383.19 | \$715,645.02 | 34.98% | \$2,567,451.86 | \$721,953.15 |
| Total 2021 | | | | | | | | | | \$2,004,383.19 | \$715,645.02 | 34.98% | \$2,567,451.86 | \$721,953.15 |
| Grand Total | | | | | | | | | | \$2,004,383.19 | \$715,645.02 | 34.98% | \$2,567,451.86 | \$721,953.15 |



PART I: SUMMARY OF CDBG-CV RESOURCES

| | |
|---|--------------|
| 01 CDBG-CV GRANT | 2,293,351.00 |
| 02 FUNDS RETURNED TO THE LINE-OF-CREDIT | 0.00 |
| 03 FUNDS RETURNED TO THE LOCAL CDBG ACCOUNT | 0.00 |
| 04 TOTAL AVAILABLE (SUM, LINES 01-03) | 2,293,351.00 |

PART II: SUMMARY OF CDBG-CV EXPENDITURES

| | |
|--|--------------|
| 05 DISBURSEMENTS OTHER THAN SECTION 108 REPAYMENTS AND PLANNING/ADMINISTRATION | 1,690,730.93 |
| 06 DISBURSED IN IDIS FOR PLANNING/ADMINISTRATION | 119,253.12 |
| 07 DISBURSED IN IDIS FOR SECTION 108 REPAYMENTS | 0.00 |
| 08 TOTAL EXPENDITURES (SUM, LINES 05 - 07) | 1,809,984.05 |
| 09 UNEXPENDED BALANCE (LINE 04 - LINE8) | 483,366.95 |

PART III: LOWMOD BENEFIT FOR THE CDBG-CV GRANT

| | |
|--|--------------|
| 10 EXPENDED FOR LOW/MOD HOUSING IN SPECIAL AREAS | 0.00 |
| 11 EXPENDED FOR LOW/MOD MULTI-UNIT HOUSING | 0.00 |
| 12 DISBURSED FOR OTHER LOW/MOD ACTIVITIES | 1,690,730.93 |
| 13 TOTAL LOW/MOD CREDIT (SUM, LINES 10 - 12) | 1,690,730.93 |
| 14 AMOUNT SUBJECT TO LOW/MOD BENEFIT (LINE 05) | 1,690,730.93 |
| 15 PERCENT LOW/MOD CREDIT (LINE 13/LINE 14) | 100.00% |

PART IV: PUBLIC SERVICE (PS) CALCULATIONS

| | |
|---|--------------|
| 16 DISBURSED IN IDIS FOR PUBLIC SERVICES | 1,174,733.00 |
| 17 CDBG-CV GRANT | 2,293,351.00 |
| 18 PERCENT OF FUNDS DISBURSED FOR PS ACTIVITIES (LINE 16/LINE 17) | 51.22% |

PART V: PLANNING AND ADMINISTRATION (PA) CAP

| | |
|---|--------------|
| 19 DISBURSED IN IDIS FOR PLANNING/ADMINISTRATION | 120,010.76 |
| 20 CDBG-CV GRANT | 2,293,351.00 |
| 21 PERCENT OF FUNDS DISBURSED FOR PA ACTIVITIES (LINE 19/LINE 20) | 5.23% |



Office of Community Planning and Development
 U.S. Department of Housing and Urban Development
 Integrated Disbursement and Information System
 PR26 - CDBG-CV Financial Summary Report
 MORENO VALLEY , CA

DATE: 09-19-22
 TIME: 20:21
 PAGE: 2

LINE 10 DETAIL: ACTIVITIES TO CONSIDER IN DETERMINING THE AMOUNT TO ENTER ON LINE 10

Report returned no data.

LINE 11 DETAIL: ACTIVITIES TO CONSIDER IN DETERMINING THE AMOUNT TO ENTER ON LINE 11

Report returned no data.

LINE 12 DETAIL: ACTIVITIES INCLUDED IN THE COMPUTATION OF LINE 12

| Plan Year | IDIS Project | IDIS Activity | Voucher Number | Activity Name | Matrix Code | National Objective | Drawn Amount |
|--------------|--------------|---------------|----------------|--|-------------|--------------------|-----------------------|
| 2019 | 27 | 1044 | 6447019 | CV - Expand Public WiFi Network 2019 | 05H | LMA | \$30,000.00 |
| | | 1087 | 6669492 | CDBG-CV Expand Public WiFi Network Two Parks | 03Z | LMA | \$133,088.46 |
| | 28 | 1045 | 6447019 | CV - Senior Nutrition Program 2019 | 05M | LMC | \$5,086.87 |
| | | | 6474736 | CV - Senior Nutrition Program 2019 | 05M | LMC | \$26,913.13 |
| | | 1094 | 6588166 | CV Family Service (FSA) Senior Nutrition Program | 05A | LMC | \$15,145.90 |
| | | | 6622528 | CV Family Service (FSA) Senior Nutrition Program | 05A | LMC | \$44,199.90 |
| | | | 6632663 | CV Family Service (FSA) Senior Nutrition Program | 05A | LMC | \$18,285.72 |
| | | | 6642293 | CV Family Service (FSA) Senior Nutrition Program | 05A | LMC | \$10,746.55 |
| | | | 6652175 | CV Family Service (FSA) Senior Nutrition Program | 05A | LMC | \$8,667.93 |
| | | | 6658618 | CV Family Service (FSA) Senior Nutrition Program | 05A | LMC | \$38,318.74 |
| | | | 6669492 | CV Family Service (FSA) Senior Nutrition Program | 05A | LMC | \$14,635.26 |
| | 30 | 1048 | 6412793 | CDBG-CV MoVal Meals | 05M | LMC | \$266,017.01 |
| | | | 6417612 | CDBG-CV MoVal Meals | 05M | LMC | \$109,270.99 |
| | | | 6474736 | CDBG-CV MoVal Meals | 05M | LMC | \$60,048.00 |
| | 31 | 1070 | 6588166 | CDBG-CV MoVal Rental Rescue Subsistence Payments Program | 05Q | LMC | \$99,607.54 |
| | | | 6622507 | CDBG-CV MoVal Rental Rescue Subsistence Payments Program | 05Q | LMC | \$38,465.98 |
| | | | 6669925 | CDBG-CV MoVal Rental Rescue Subsistence Payments Program | 05Q | LMC | \$11,926.48 |
| | 32 | 1071 | 6561360 | CDBG-CV Senior Eats - Extension | 05M | LMC | \$76,000.00 |
| | 37 | 1051 | 6425506 | CDBG-CV Forward MoVal Small Business Grants | 18A | LMA | \$52,500.00 |
| | | | 6430441 | CDBG-CV Forward MoVal Small Business Grants | 18A | LMA | \$150,000.00 |
| | | | 6434609 | CDBG-CV Forward MoVal Small Business Grants | 18A | LMA | \$67,500.00 |
| | | | 6451197 | CDBG-CV Forward MoVal Small Business Grants | 18A | LMA | \$60,000.00 |
| | | | 6496376 | CDBG-CV Forward MoVal Small Business Grants | 18A | LMA | \$52,909.47 |
| | 38 | 1052 | 6425506 | CDBG-CV Strive MoVal | 05H | LMC | \$94,998.69 |
| | | | 6434948 | CDBG-CV Strive MoVal | 05H | LMC | \$25,706.31 |
| | | 1095 | 6659249 | CV Strive MoVal | 05H | LMC | \$150,000.00 |
| | 39 | 1082 | 6627218 | CDBG-CV Rising Stars Business Academy | 05H | LMC | \$7,964.40 |
| | | | 6642293 | CDBG-CV Rising Stars Business Academy | 05H | LMC | \$5,254.80 |
| | | | 6658618 | CDBG-CV Rising Stars Business Academy | 05H | LMC | \$6,833.20 |
| | | | 6669492 | CDBG-CV Rising Stars Business Academy | 05H | LMC | \$10,639.60 |
| Total | | | | | | | \$1,690,730.93 |

LINE 16 DETAIL: ACTIVITIES INCLUDED IN THE COMPUTATION OF LINE 16

| Plan Year | IDIS Project | IDIS Activity | Voucher Number | Activity Name | Matrix Code | National Objective | Drawn Amount |
|-----------|--------------|---------------|----------------|--|-------------|--------------------|--------------|
| 2019 | 27 | 1044 | 6447019 | CV - Expand Public WiFi Network 2019 | 05H | LMA | \$30,000.00 |
| | 28 | 1045 | 6447019 | CV - Senior Nutrition Program 2019 | 05M | LMC | \$5,086.87 |
| | | | 6474736 | CV - Senior Nutrition Program 2019 | 05M | LMC | \$26,913.13 |
| | | 1094 | 6588166 | CV Family Service (FSA) Senior Nutrition Program | 05A | LMC | \$15,145.90 |
| | | | 6622528 | CV Family Service (FSA) Senior Nutrition Program | 05A | LMC | \$44,199.90 |
| | | | 6632663 | CV Family Service (FSA) Senior Nutrition Program | 05A | LMC | \$18,285.72 |
| | | | 6642293 | CV Family Service (FSA) Senior Nutrition Program | 05A | LMC | \$10,746.55 |
| | | | 6652175 | CV Family Service (FSA) Senior Nutrition Program | 05A | LMC | \$8,667.93 |
| | | | 6658618 | CV Family Service (FSA) Senior Nutrition Program | 05A | LMC | \$38,318.74 |
| | | | 6669492 | CV Family Service (FSA) Senior Nutrition Program | 05A | LMC | \$14,635.26 |
| | 30 | 1048 | 6412793 | CDBG-CV MoVal Meals | 05M | LMC | \$266,017.01 |
| | | | 6417612 | CDBG-CV MoVal Meals | 05M | LMC | \$109,270.99 |
| | | | 6474736 | CDBG-CV MoVal Meals | 05M | LMC | \$60,048.00 |
| | 31 | 1070 | 6588166 | CDBG-CV MoVal Rental Rescue Subsistence Payments Program | 05Q | LMC | \$99,607.54 |



Office of Community Planning and Development
 U.S. Department of Housing and Urban Development
 Integrated Disbursement and Information System
 PR26 - CDBG-CV Financial Summary Report
 MORENO VALLEY , CA

DATE: 09-19-22
 TIME: 20:21
 PAGE: 3

| Plan Year | IDIS Project | IDIS Activity | Voucher Number | Activity Name | Matrix Code | National Objective | Drawn Amount |
|--------------|--------------|---------------|----------------|--|-------------|--------------------|-----------------------|
| 2019 | 31 | 1070 | 6622507 | CDBG-CV MoVal Rental Rescue Subsistence Payments Program | 05Q | LMC | \$38,465.98 |
| | | | 6669925 | CDBG-CV MoVal Rental Rescue Subsistence Payments Program | 05Q | LMC | \$11,926.48 |
| | 32 | 1071 | 6561360 | CDBG-CV Senior Eats - Extension | 05M | LMC | \$76,000.00 |
| | | | 6425506 | CDBG-CV Strive MoVal | 05H | LMC | \$94,998.69 |
| | 38 | 1052 | 6434948 | CDBG-CV Strive MoVal | 05H | LMC | \$25,706.31 |
| | | | 1095 | CV Strive MoVal | 05H | LMC | \$150,000.00 |
| | | | 6627218 | CDBG-CV Rising Stars Business Academy | 05H | LMC | \$7,964.40 |
| | | | 6642293 | CDBG-CV Rising Stars Business Academy | 05H | LMC | \$5,254.80 |
| | | | 6658618 | CDBG-CV Rising Stars Business Academy | 05H | LMC | \$6,833.20 |
| | | | 6669492 | CDBG-CV Rising Stars Business Academy | 05H | LMC | \$10,639.60 |
| | | | | | | | |
| Total | | | | | | | \$1,174,733.00 |

LINE 19 DETAIL: ACTIVITIES INCLUDED IN THE COMPUTATION OF LINE 19

| Plan Year | IDIS Project | IDIS Activity | Voucher Number | Activity Name | Matrix Code | National Objective | Drawn Amount |
|-----------|--------------|---------------|----------------|--------------------------------|-------------|--------------------|--------------|
| 2019 | 29 | 1047 | 6425506 | CDBG-CV Program Administration | 21A | | \$10,017.50 |
| | | | 6434948 | CDBG-CV Program Administration | 21A | | \$2,866.25 |
| | | | 6447019 | CDBG-CV Program Administration | 21A | | \$20,868.79 |
| | | | 6464022 | CDBG-CV Program Administration | 21A | | \$19,068.21 |
| | | | 6474736 | CDBG-CV Program Administration | 21A | | \$2,010.69 |
| | | | 6496376 | CDBG-CV Program Administration | 21A | | \$14,410.34 |
| | | | 6522987 | CDBG-CV Program Administration | 21A | | \$10,444.94 |
| | | | 6561360 | CDBG-CV Program Administration | 21A | | \$8,786.40 |
| | | | 6588166 | CDBG-CV Program Administration | 21A | | \$9,526.25 |
| | | | 6632663 | CDBG-CV Program Administration | 21A | | \$17,593.58 |
| | | | 6642293 | CDBG-CV Program Administration | 21A | | \$3,405.00 |
| | | | 6658618 | CDBG-CV Program Administration | 21A | | \$255.17 |
| | | | 6675418 | CDBG-CV Program Administration | 21A | | \$757.64 |
| | | | Total | | | | |

U.S. Department of Housing and Urban Development
 Office of Community Planning and Development
 Integrated Disbursement and Information System
 Home Matching Liability Report

DATE: 09-19-22
 TIME: 20:34
 PAGE: 1

MORENO VALLEY, CA

| Fiscal Year | Match Percent | Total Disbursements | Disbursements Requiring Match | Match Liability Amount |
|----------------|------------------|------------------------|----------------------------------|---------------------------|
| 1997 | 25.0% | \$47,683.00 | \$47,683.00 | \$11,920.75 |
| 1998 | 25.0% | \$174,445.51 | \$93,456.00 | \$23,364.00 |
| 1999 | 25.0% | \$807,013.83 | \$735,088.64 | \$183,772.16 |
| 2000 | 25.0% | \$122,282.04 | \$81,462.38 | \$20,365.59 |
| 2001 | 25.0% | \$125,052.31 | \$82,648.83 | \$20,662.20 |
| 2002 | 25.0% | \$213,839.76 | \$168,355.10 | \$42,088.77 |
| 2003 | 0.0% | \$412,911.22 | \$0.00 | \$0.00 |
| 2004 | 0.0% | \$294,157.39 | \$0.00 | \$0.00 |
| 2005 | 0.0% | \$976,636.58 | \$0.00 | \$0.00 |
| 2006 | 0.0% | \$303,426.82 | \$0.00 | \$0.00 |
| 2007 | 0.0% | \$1,050,817.23 | \$0.00 | \$0.00 |
| 2008 | 0.0% | \$981,506.58 | \$0.00 | \$0.00 |
| 2009 | 0.0% | \$236,000.26 | \$0.00 | \$0.00 |
| 2010 | 0.0% | \$787,484.32 | \$0.00 | \$0.00 |
| 2011 | 0.0% | \$49,639.79 | \$0.00 | \$0.00 |
| 2012 | 0.0% | \$199,413.59 | \$0.00 | \$0.00 |
| 2013 | 0.0% | \$434,750.00 | \$0.00 | \$0.00 |

U.S. Department of Housing and Urban Development
Office of Community Planning and Development
Integrated Disbursement and Information System
Home Matching Liability Report

| | | | | |
|------|-------|----------------|--------------|-------------|
| 2014 | 0.0% | \$1,517,033.44 | \$0.00 | \$0.00 |
| 2015 | 0.0% | \$288,898.40 | \$0.00 | \$0.00 |
| 2016 | 0.0% | \$132,016.85 | \$0.00 | \$0.00 |
| 2017 | 0.0% | \$449,580.11 | \$0.00 | \$0.00 |
| 2018 | 12.5% | \$604,996.33 | \$423,263.81 | \$52,907.97 |
| 2019 | 12.5% | \$442,402.60 | \$361,784.46 | \$45,223.05 |
| 2020 | 12.5% | \$302,814.78 | \$245,405.37 | \$30,675.67 |
| 2021 | 12.5% | \$789,180.01 | \$422,269.29 | \$52,783.66 |



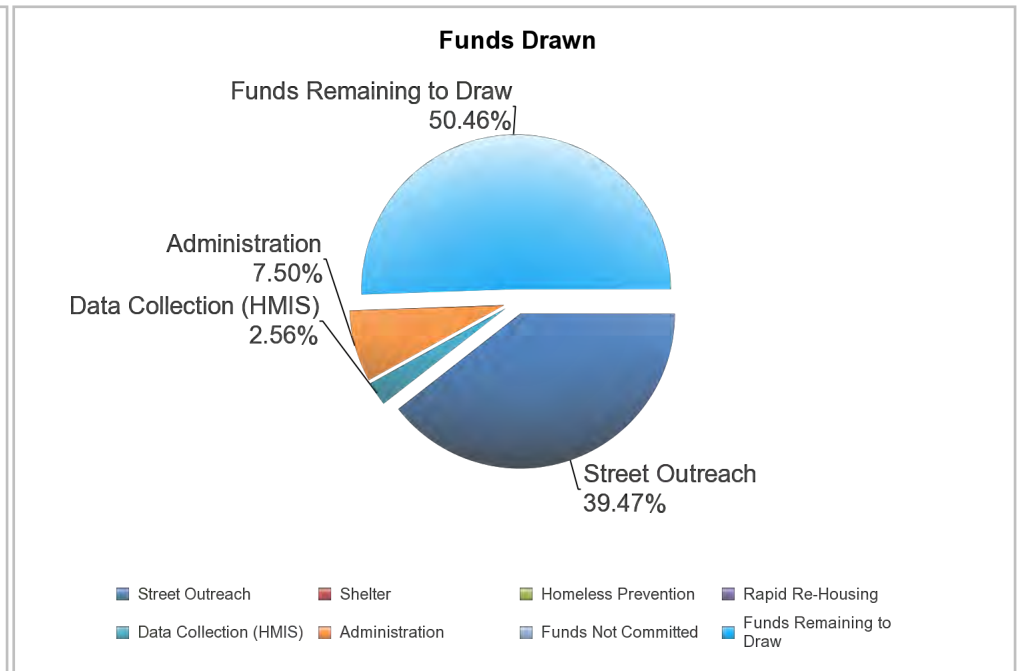
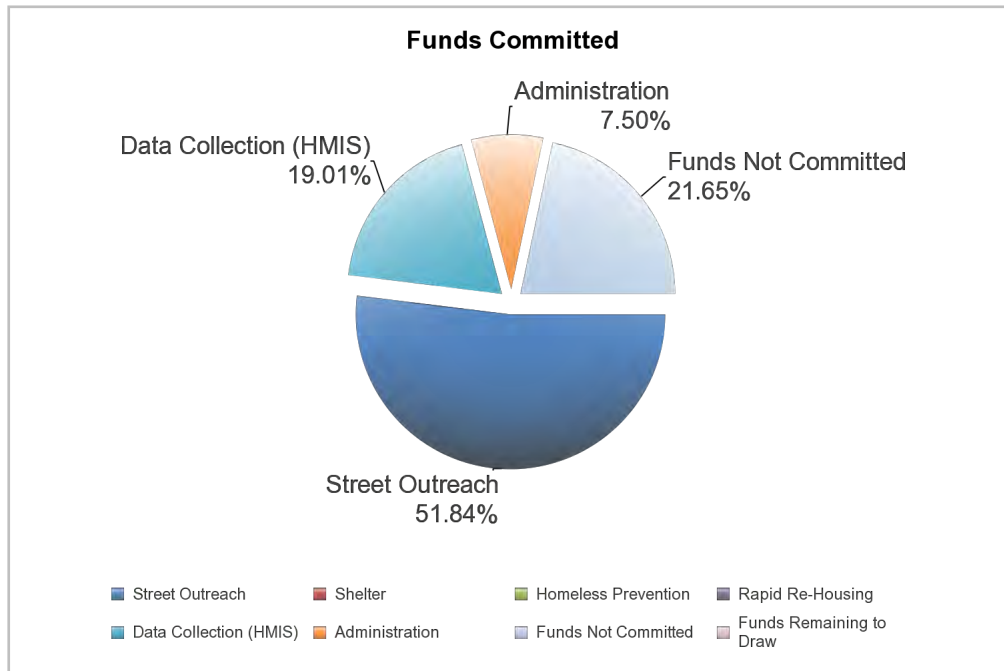
MORENO VALLEY, CA
 2021

ESG Program Level Summary

| Grant Number | Total Grant Amount | Total Funds Committed | Total Funds Available to Commit | % of Grant Funds Not Committed | Grant Funds Drawn | % of Grant Funds Drawn | Available to Draw | % Remaining to Draw |
|--------------|--------------------|-----------------------|---------------------------------|--------------------------------|-------------------|------------------------|-------------------|---------------------|
| E21MC060567 | \$173,604.00 | \$136,020.00 | \$37,584.00 | 21.65% | \$85,999.14 | 49.54% | \$87,604.86 | 50.46% |

ESG Program Components

| Activity Type | Total Committed to Activities | % of Grant Committed | Drawn Amount | % of Grant Drawn |
|-------------------------|-------------------------------|----------------------|---------------------|------------------|
| Street Outreach | \$90,000.00 | 51.84% | \$68,526.21 | 39.47% |
| Shelter | \$0.00 | 0.00% | \$0.00 | 0.00% |
| Homeless Prevention | \$0.00 | 0.00% | \$0.00 | 0.00% |
| Rapid Re-Housing | \$0.00 | 0.00% | \$0.00 | 0.00% |
| Data Collection (HMIS) | \$33,000.00 | 19.01% | \$4,452.93 | 2.56% |
| Administration | \$13,020.00 | 7.50% | \$13,020.00 | 7.50% |
| Funds Not Committed | \$37,584.00 | 21.65% | \$0.00 | 0.00% |
| Funds Remaining to Draw | \$0.00 | 0.00% | \$87,604.86 | 50.46% |
| Total | \$173,604.00 | 100.00% | \$173,604.00 | 100.00% |





U.S. Department of Housing and Urban Development
 Office of Community Planning and Development
 Integrated Disbursement and Information System
 PR91 - ESG Financial Summary

DATE: 09-19-22
 TIME: 20:36
 PAGE: 2

MORENO VALLEY, CA
 2021

24-Month Grant Expenditure Deadline

All of the recipient's grant must be expended for eligible activity costs within 24 months after the date HUD signs the grant agreement with the recipient. Expenditure means either an actual cash disbursement for a direct charge for a good or service or an indirect cost or the accrual of a direct charge for a good or service or an indirect cost. This report uses draws in IDIS to measure expenditures. HUD allocated Fiscal Year 2011 ESG funds in two allocations. For FY2011, this Obligation Date is the date of the first allocation. This report does not list the Obligation Date, does not calculate the Expenditure Deadline, and does not track the Days Remaining for the FY 2011 second allocation.

Grant Amount: \$173,604.00

| Grant Number | Draws to Date | HUD Obligation Date | Expenditure Deadline | Days Remaining to Meet Requirement Date | Expenditures Required |
|--------------|---------------|---------------------|----------------------|---|-----------------------|
| E21MC060567 | \$85,999.14 | 09/15/2021 | 09/15/2023 | 362 | \$87,604.86 |

60% Cap on Emergency Shelter and Street Outreach

The cap refers to the total amount of the recipient's fiscal year grant, allowed for emergency shelter and street outreach activities, is capped at 60 percent. This amount cannot exceed the greater of: (1) 60% of the overall grant for the year; or, (2) the amount of Fiscal Year 2010 ESG funds committed for homeless assistance activities. (Note: the HESG-CV grants are currently exempt from the 60% funding cap restrictions.)

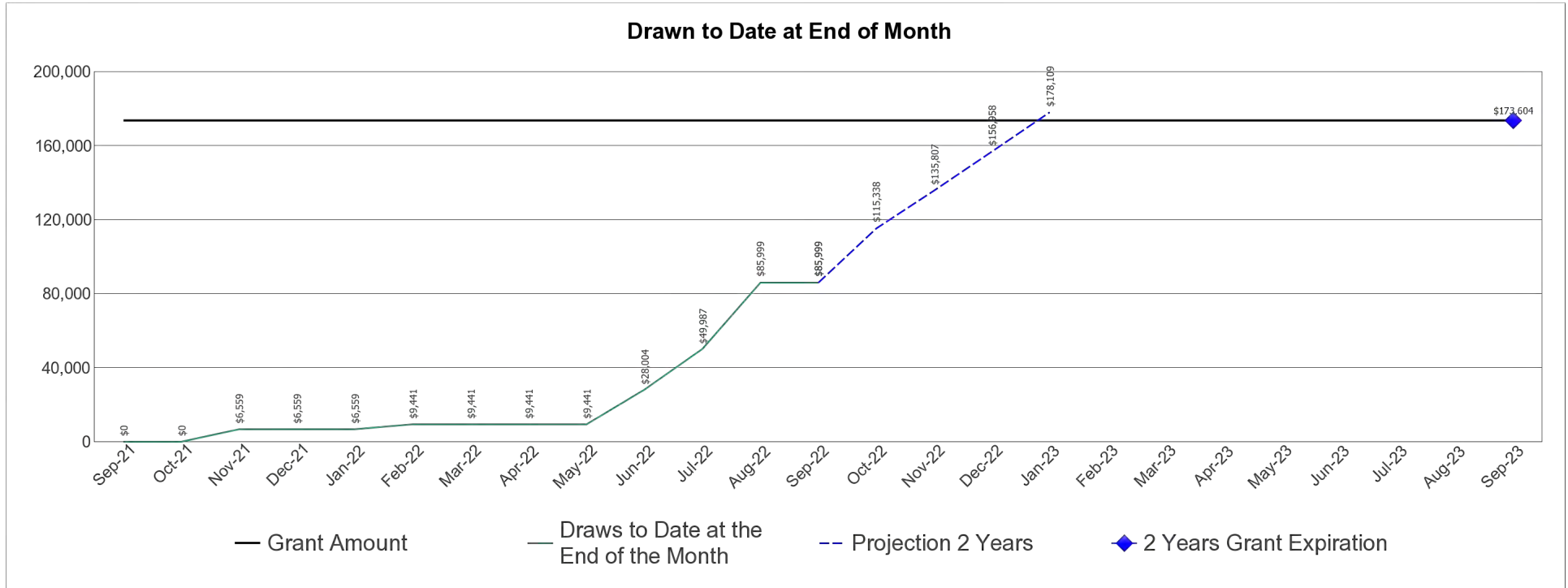
| Amount Committed to Shelter | Amount Committed to Street Outreach | Total Amount Committed to Shelter and Street Outreach | % Committed to Shelter and Street Outreach | 2010 Funds Committed to Homeless Assistance Activities | Total Drawn for Shelter and Street Outreach | % Drawn for Shelter and Street Outreach |
|-----------------------------|-------------------------------------|---|--|--|---|---|
| \$0.00 | \$90,000.00 | \$90,000.00 | 51.84% | | \$68,526.21 | 39.47% |



MORENO VALLEY, CA
 2021

ESG Draws By Month (at the total grant level):

Grant Amount: 173,604.00



ESG Draws By Quarter (at the total grant level):

| Quarter End Date | Draws for the Quarter | Draws to Date at the End of the Quarter | % Drawn for the Quarter | % Drawn to Date at End of Quarter |
|------------------|-----------------------|---|-------------------------|-----------------------------------|
| 09/30/2021 | \$0.00 | \$0.00 | 0.00% | 0.00% |
| 12/31/2021 | \$6,558.92 | \$6,558.92 | 3.78% | 3.78% |
| 03/31/2022 | \$2,882.50 | \$9,441.42 | 1.66% | 5.44% |
| 06/30/2022 | \$18,562.44 | \$28,003.86 | 10.69% | 16.13% |
| 09/30/2022 | \$57,995.28 | \$85,999.14 | 33.41% | 49.54% |



U.S. Department of Housing and Urban Development
 Office of Community Planning and Development
 Integrated Disbursement and Information System
 PR91 - ESG Financial Summary

DATE: 09-19-22
 TIME: 20:36
 PAGE: 4

MORENO VALLEY, CA
 2021

ESG Subrecipient Commitments and Draws by Activity Category :

| Subrecipient | Activity Type | Committed | Drawn |
|--|----------------------------------|-------------|-------------|
| MORENO VALLEY | Administration | \$0.00 | \$0.00 |
| | Total | \$0.00 | \$0.00 |
| | Total Remaining to be Drawn | \$0.00 | \$0.00 |
| | Percentage Remaining to be Drawn | \$0.00 | 100.00% |
| City of Moreno Valley | Administration | \$13,020.00 | \$13,020.00 |
| | Total | \$13,020.00 | \$13,020.00 |
| | Total Remaining to be Drawn | \$0.00 | \$0.00 |
| | Percentage Remaining to be Drawn | \$0.00 | 0.00% |
| The Salvation Army | Street Outreach | \$90,000.00 | \$68,526.21 |
| | Total | \$90,000.00 | \$68,526.21 |
| | Total Remaining to be Drawn | \$0.00 | \$21,473.79 |
| | Percentage Remaining to be Drawn | \$0.00 | 23.86% |
| Housing, Homelessness Prevention & Workforce Solutions | Data Collection (HMIS) | \$33,000.00 | \$4,452.93 |
| | Total | \$33,000.00 | \$4,452.93 |
| | Total Remaining to be Drawn | \$0.00 | \$28,547.07 |
| | Percentage Remaining to be Drawn | \$0.00 | 86.51% |



U.S. Department of Housing and Urban Development
Office of Community Planning and Development
Integrated Disbursement and Information System
PR91 - ESG Financial Summary

DATE: 09-19-22
TIME: 20:36
PAGE: 5

MORENO VALLEY, CA
2021

ESG Subrecipients by Activity Category

| Activity Type | Subrecipient |
|------------------------|--|
| Street Outreach | The Salvation Army |
| Data Collection (HMIS) | Housing, Homelessness Prevention & Workforce Solutions |
| Administration | MORENO VALLEY |
| | City of Moreno Valley |



U.S. Department of Housing and Urban Development
 Office of Community Planning and Development
 Integrated Disbursement and Information System
 PR91 - ESG-CV Financial Summary
 MORENO VALLEY, CA
 2020

DATE: 09-19-22
 TIME: 20:38
 PAGE: 1

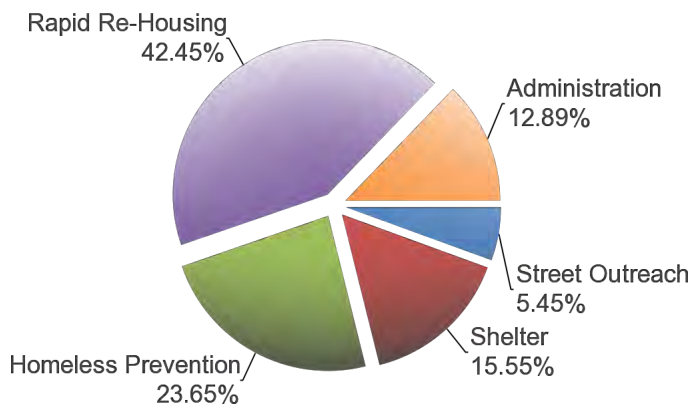
ESG-CV Program Level Summary

| Grant Number | Total Grant Amount | Total Funds Committed | Total Funds Available to Commit | % of Grant Funds Not Committed | Grant Funds Drawn | % of Grant Funds Drawn | Available to Draw | % Remaining to Draw |
|--------------|--------------------|-----------------------|---------------------------------|--------------------------------|-------------------|------------------------|-------------------|---------------------|
| E20MW060567 | \$1,841,203.96 | \$1,841,203.96 | \$0.00 | 0.00% | \$975,820.04 | 53.00% | \$865,383.92 | 47.00% |

ESG-CV Program Components

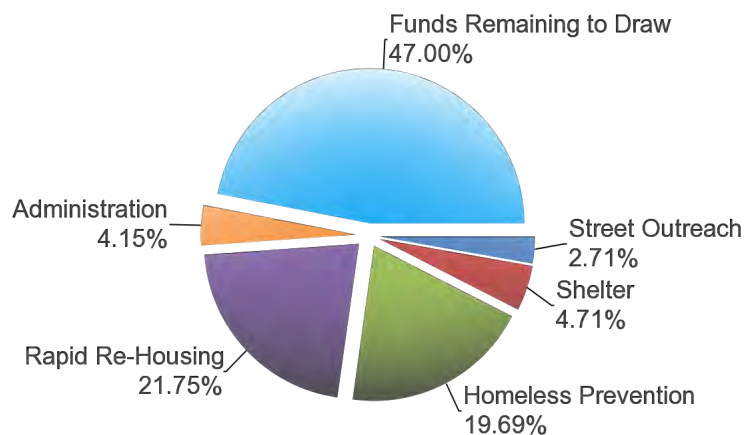
| Activity Type | Total Committed to Activities | % of Grant Committed | Drawn Amount | % of Grant Drawn |
|-------------------------|-------------------------------|----------------------|-----------------------|------------------|
| Street Outreach | \$100,422.01 | 5.45% | \$49,836.01 | 2.71% |
| Shelter | \$286,393.30 | 15.55% | \$86,774.46 | 4.71% |
| Homeless Prevention | \$435,426.24 | 23.65% | \$362,473.48 | 19.69% |
| Rapid Re-Housing | \$781,564.41 | 42.45% | \$400,394.93 | 21.75% |
| Data Collection (HMIS) | \$0.00 | 0.00% | \$0.00 | 0.00% |
| Administration | \$237,398.00 | 12.89% | \$76,341.16 | 4.15% |
| Funds Not Committed | \$0.00 | 0.00% | \$0.00 | 0.00% |
| Funds Remaining to Draw | \$0.00 | 0.00% | \$865,383.92 | 47.00% |
| Total | \$1,841,203.96 | 100.00% | \$1,841,203.96 | 100.00% |

Funds Committed



- Street Outreach
- Shelter
- Homeless Prevention
- Rapid Re-Housing
- Data Collection (HMIS)
- Administration
- Funds Not Committed
- Funds Remaining to Draw

Funds Drawn



- Street Outreach
- Shelter
- Homeless Prevention
- Rapid Re-Housing
- Data Collection (HMIS)
- Administration
- Funds Not Committed
- Funds Remaining to Draw



U.S. Department of Housing and Urban Development
 Office of Community Planning and Development
 Integrated Disbursement and Information System
 PR91 - ESG-CV Financial Summary
 MORENO VALLEY, CA
 2020

DATE: 09-19-22
 TIME: 20:38
 PAGE: 2

24-Month Grant Expenditure Deadline

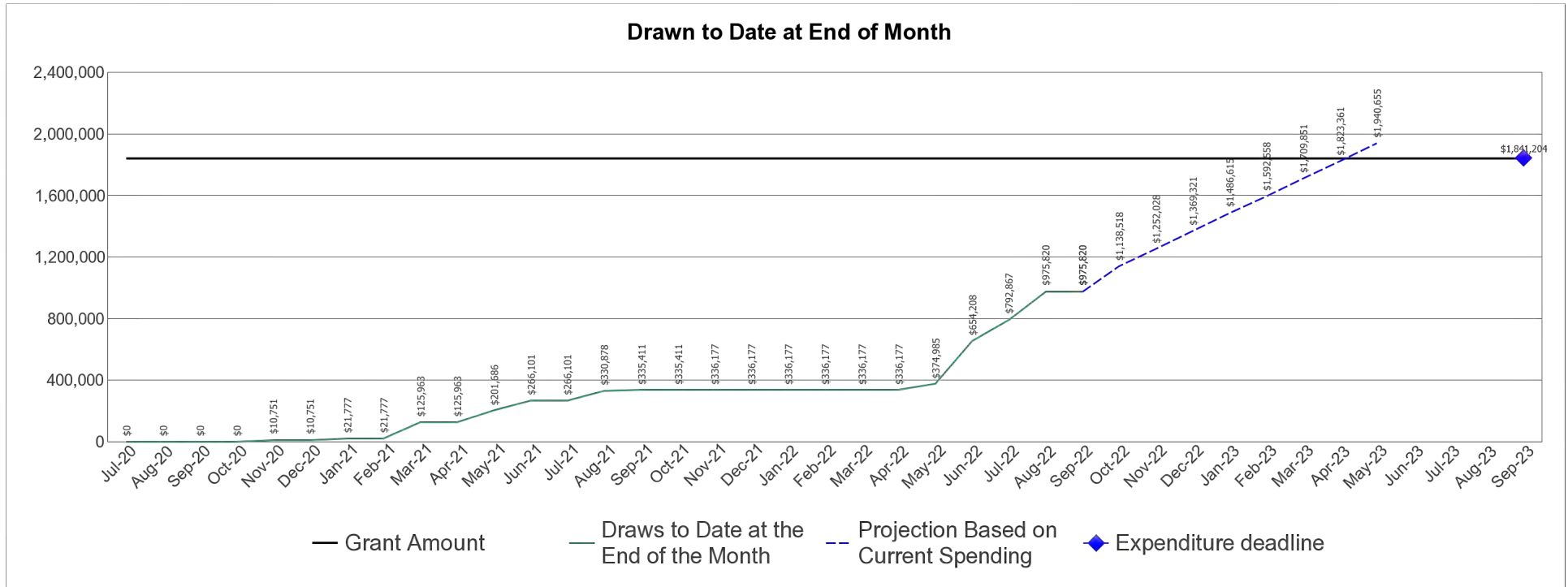
All of the recipient's grant must be expended for eligible activity costs within 24 months after the date HUD signs the grant agreement with the recipient. Expenditure means either an actual cash disbursement for a direct charge for a good or service or an indirect cost or the accrual of a direct charge for a good or service or an indirect cost. This report uses draws in IDIS to measure expenditures. HUD allocated Fiscal Year 2011 ESG funds in two allocations. For FY2011, this Obligation Date is the date of the first allocation. This report does not list the Obligation Date, does not calculate the Expenditure Deadline, and does not track the Days Remaining for the FY 2011 second allocation.

Grant Amount: \$1,841,203.96

| Grant Number | Draws to Date | HUD Obligation Date | Expenditure Deadline | Days Remaining to Meet Requirement Date | Expenditures Required |
|--------------|---------------|---------------------|----------------------|---|-----------------------|
| E20MW060567 | \$975,820.04 | 07/24/2020 | 09/30/2023 | 377 | \$865,383.92 |

ESG Draws By Month (at the total grant level):

Grant Amount: 1,841,203.96



ESG-CV Draws By Quarter (at the total grant level):

| Quarter End Date | Draws for the Quarter | Draws to Date at the End of the Quarter | % Drawn for the Quarter | % Drawn to Date at End of Quarter |
|------------------|-----------------------|---|-------------------------|-----------------------------------|
| 09/30/2020 | \$0.00 | \$0.00 | 0.00% | 0.00% |
| 12/31/2020 | \$10,750.95 | \$10,750.95 | 0.58% | 0.58% |
| 03/31/2021 | \$115,212.16 | \$125,963.11 | 6.26% | 6.84% |



U.S. Department of Housing and Urban Development
Office of Community Planning and Development
Integrated Disbursement and Information System
PR91 - ESG-CV Financial Summary
MORENO VALLEY, CA
2020

DATE: 09-19-22
TIME: 20:38
PAGE: 3

| Quarter End Date | Draws for the Quarter | Draws to Date at the End of the Quarter | % Drawn for the Quarter | % Drawn to Date at End of Quarter |
|------------------|-----------------------|---|-------------------------|-----------------------------------|
| 06/30/2021 | \$140,137.55 | \$266,100.66 | 7.61% | 14.45% |
| 09/30/2021 | \$69,309.86 | \$335,410.52 | 3.76% | 18.22% |
| 12/31/2021 | \$766.56 | \$336,177.08 | 0.04% | 18.26% |
| 03/31/2022 | \$0.00 | \$336,177.08 | 0.00% | 18.26% |
| 06/30/2022 | \$318,031.38 | \$654,208.46 | 17.27% | 35.53% |
| 09/30/2022 | \$321,611.58 | \$975,820.04 | 17.47% | 53.00% |



U.S. Department of Housing and Urban Development
 Office of Community Planning and Development
 Integrated Disbursement and Information System
 PR91 - ESG-CV Financial Summary
 MORENO VALLEY, CA
 2020

DATE: 09-19-22
 TIME: 20:38
 PAGE: 4

ESG-CV Subrecipient Commitments and Draws by Activity Category :

| Subrecipient | Activity Type | Committed | Drawn |
|---|----------------------------------|--------------|--------------|
| MORENO VALLEY | Administration | \$237,398.00 | \$76,341.16 |
| | Total | \$237,398.00 | \$76,341.16 |
| | Total Remaining to be Drawn | \$0.00 | \$161,056.84 |
| | Percentage Remaining to be Drawn | \$0.00 | 67.84% |
| | Homeless Prevention | \$25,000.00 | \$25,000.00 |
| LUTHERAN SOCIAL SERVICES OF SOUTHERN CALIFORNIA | Total | \$25,000.00 | \$25,000.00 |
| | Total Remaining to be Drawn | \$0.00 | \$0.00 |
| | Percentage Remaining to be Drawn | \$0.00 | 0.00% |
| | Street Outreach | \$50,586.00 | \$0.00 |
| Salvation Army - Riverside Corps | Shelter | \$240,000.00 | \$40,381.16 |
| | Rapid Re-Housing | \$655,626.96 | \$274,457.48 |
| | Total | \$946,212.96 | \$314,838.64 |
| | Total Remaining to be Drawn | \$0.00 | \$631,374.32 |
| | Percentage Remaining to be Drawn | \$0.00 | 66.73% |
| | Street Outreach | \$49,836.01 | \$49,836.01 |
| United States Veteran Initiative | Shelter | \$46,393.30 | \$46,393.30 |
| | Homeless Prevention | \$33,323.69 | \$33,323.69 |
| | Total | \$129,553.00 | \$129,553.00 |
| | Total Remaining to be Drawn | \$0.00 | \$0.00 |
| | Percentage Remaining to be Drawn | \$0.00 | 0.00% |
| The Salvation Army | Homeless Prevention | \$99,000.00 | \$49,986.21 |
| | Rapid Re-Housing | \$117,000.00 | \$117,000.00 |
| | Total | \$216,000.00 | \$166,986.21 |
| | Total Remaining to be Drawn | \$0.00 | \$49,013.79 |
| | Percentage Remaining to be Drawn | \$0.00 | 22.69% |
| United Way of the Inland Valley | Homeless Prevention | \$278,102.55 | \$254,163.58 |
| | Rapid Re-Housing | \$8,937.45 | \$8,937.45 |
| | Total | \$287,040.00 | \$263,101.03 |
| | Total Remaining to be Drawn | \$0.00 | \$23,938.97 |
| | Percentage Remaining to be Drawn | \$0.00 | 8.34% |
| Remnant of Life Worship Center | Street Outreach | \$0.00 | \$0.00 |
| | Total | \$0.00 | \$0.00 |
| | Total Remaining to be Drawn | \$0.00 | \$0.00 |
| | Percentage Remaining to be Drawn | \$0.00 | 100.00% |



U.S. Department of Housing and Urban Development
Office of Community Planning and Development
Integrated Disbursement and Information System
PR91 - ESG-CV Financial Summary
MORENO VALLEY, CA
2020

DATE: 09-19-22
TIME: 20:38
PAGE: 5

ESG-CV Subrecipients by Activity Category

| Activity Type | Subrecipient |
|---------------------|---|
| Street Outreach | Salvation Army - Riverside Corps |
| | United States Veteran Initiative |
| | Remnant of Life Worship Center |
| Shelter | Salvation Army - Riverside Corps |
| | United States Veteran Initiative |
| Homeless Prevention | LUTHERAN SOCIAL SERVICES OF SOUTHERN CALIFORNIA |
| | United States Veteran Initiative |
| | The Salvation Army |
| | United Way of the Inland Valley |
| Rapid Re-Housing | Salvation Army - Riverside Corps |
| | The Salvation Army |
| | United Way of the Inland Valley |
| Administration | MORENO VALLEY |



REPORT FOR CPD PROGRAM CDBG, HESG, HOME, HOME-ARP, HOPWA, HOPWA-C, HTF
 PGM YR 2021

| Section 3 Total By Program | CDBG |
|--|------|
| Total Number of Activities | 1 |
| Total Labor Hours | 0 |
| Section 3 Worker Hours | 0 |
| Targeted Section 3 Worker Hours | 0 |
| Qualitative Efforts | |
| A Outreach efforts to generate job applicants who are Public Housing Targeted Workers | 0 |
| B Outreach efforts to generate job applicants who are Other Funding Targeted Workers | 0 |
| C Direct, on-the job training (including apprenticeships) | 0 |
| D Indirect training such as arranging for, contracting for, or paying tuition for, off-site training | 0 |
| E Technical assistance to help Section 3 workers compete for jobs (e.g., resume assistance, coaching) | 0 |
| F Outreach efforts to identify and secure bids from Section 3 business concerns | 0 |
| G Technical assistance to help Section 3 business concerns understand and bid on contracts | 0 |
| H Division of contracts into smaller jobs to facilitate participation by Section 3 business concerns | 0 |
| I Provided or connected residents with assistance in seeking employment including: drafting resumes, preparing for interviews, finding job opportunities, connecting residents to job placement services | 0 |
| J Held one or more job fairs | 0 |
| K Provided or connected residents with supportive services that can provide direct services or referrals | 0 |
| L Provided or connected residents with supportive services that provide one or more of the following: work readiness health screenings, interview clothing, uniforms, test fees, transportation | 0 |
| M Assisted residents with finding child care | 0 |
| N Assisted residents to apply for/or attend community college or a four year educational institution | 0 |
| O Assisted residents to apply for or attend vocational/technical training | 0 |
| P Assisted residents to obtain financial literacy training and/or coaching | 0 |
| Q Bonding assistance, guaranties, or other efforts to support viable bids from Section 3 business concerns | 0 |
| R Provided or connected residents with training on computer use or online technologies | 0 |
| S Promoting the use of a business registry designed to create opportunities for disadvantaged and small businesses | 0 |
| T Outreach, engagement, or referrals with the state one-stop system, as designed in Section 121(e)(2) of the Workforce Innovation and Opportunity Act | 0 |
| U Other | 0 |



Section 3 Details By Program, Program Year & Activity

| Program | Program Year | Field Office | Grantee | Activity ID | Activity Name | Qualitative Efforts - Other Effort Description | Total Labor Hours | S3 Worker Hours | S3W Benchmark Met (25%) | Targeted S3W Hours | Targeted S3W Benchmark Met (5%) | A | B | C | D | E | F | G | H | I | J | K | L | M | N | O | P | Q | R | S | T | U |
|---------|--------------|-----------------------|---------------|-------------|--|--|-------------------|-----------------|-------------------------|--------------------|---------------------------------|----------|----------|----------|----------|----------|----------|----------|----------|----------|----------|----------|----------|----------|----------|----------|----------|----------|----------|----------|----------|---|
| CDBG | 2021 | LOS ANGELES | MORENO VALLEY | 1092 | Pavement Rehab for Various Local Streets - Construction (2021) | | 0 | 0 | No | 0 | No | | | | | | | | | | | | | | | | | | | | | |
| CDBG | 2021 | Total for 2021 | | | | | 0 | 0 | 0 | 0 | 0 | 0 | 0 | 0 | 0 | 0 | 0 | 0 | 0 | 0 | 0 | 0 | 0 | 0 | 0 | 0 | 0 | 0 | 0 | 0 | 0 | |
| CDBG | Total | | | | | | 0 | 0 | 0 | 0 | 0 | 0 | 0 | 0 | 0 | 0 | 0 | 0 | 0 | 0 | 0 | 0 | 0 | 0 | 0 | 0 | 0 | 0 | 0 | 0 | 0 | |

Legend

- A** Outreach efforts to generate job applicants who are Public Housing Targeted Workers
- B** Outreach efforts to generate job applicants who are Other Funding Targeted Workers.
- C** Direct, on-the job training (including apprenticeships).
- D** Indirect training such as arranging for, contracting for, or paying tuition for, off-site training.
- E** Technical assistance to help Section 3 workers compete for jobs (e.g., resume assistance, coaching).
- F** Outreach efforts to identify and secure bids from Section 3 business concerns.
- G** Technical assistance to help Section 3 business concerns understand and bid on contracts.
- H** Division of contracts into smaller jobs to facilitate participation by Section 3 business concerns.
- I** Provided or connected residents with assistance in seeking employment including: drafting resumes, preparing for interviews, finding job opportunities, connecting residents to job placement services.
- J** Held one or more job fairs.
- K** Provided or connected residents with supportive services that can provide direct services or referrals.
- L** Provided or connected residents with supportive services that provide one or more of the following: work readiness health screenings, interview clothing, uniforms, test fees, transportation.
- M** Assisted residents with finding child care.
- N** Assisted residents to apply for/or attend community college or a four year educational institution.
- O** Assisted residents to apply for or attend vocational/technical training.
- P** Assisted residents to obtain financial literacy training and/or coaching.
- Q** Bonding assistance, guaranties, or other efforts to support viable bids from Section 3 business concerns.
- R** Provided or connected residents with training on computer use or online technologies.
- S** Promoting the use of a business registry designed to create opportunities for disadvantaged and small businesses.
- T** Outreach, engagement, or referrals with the state one-stop system, as designed in Section 121(e)(2) of the Workforce Innovation and Opportunity Act.
- U** Other

City of Moreno Valley

FY 21/22 Consolidated Annual Performance Evaluation Report (CAPER)



Attachments

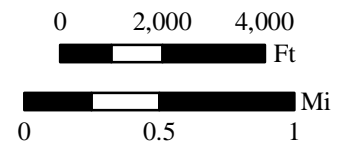
Attachment 3

Community Development Block Grant (CDBG) Map

CITY OF MORENO VALLEY HUD LOW-MOD CENSUS TRACTS/BLOCKS 2021

EFFECTIVE DATE: JULY 1, 2021

-  HUD Low-Mod Tracts/BlkGrps
-  Developed Residential Parcels

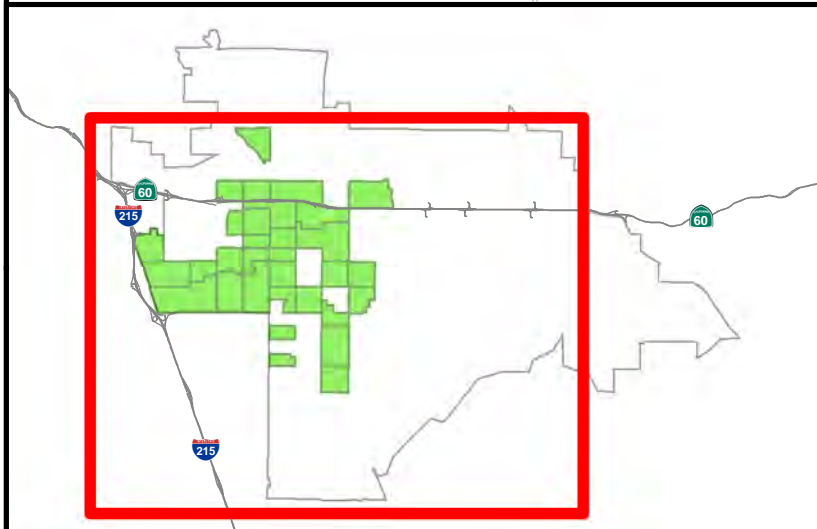
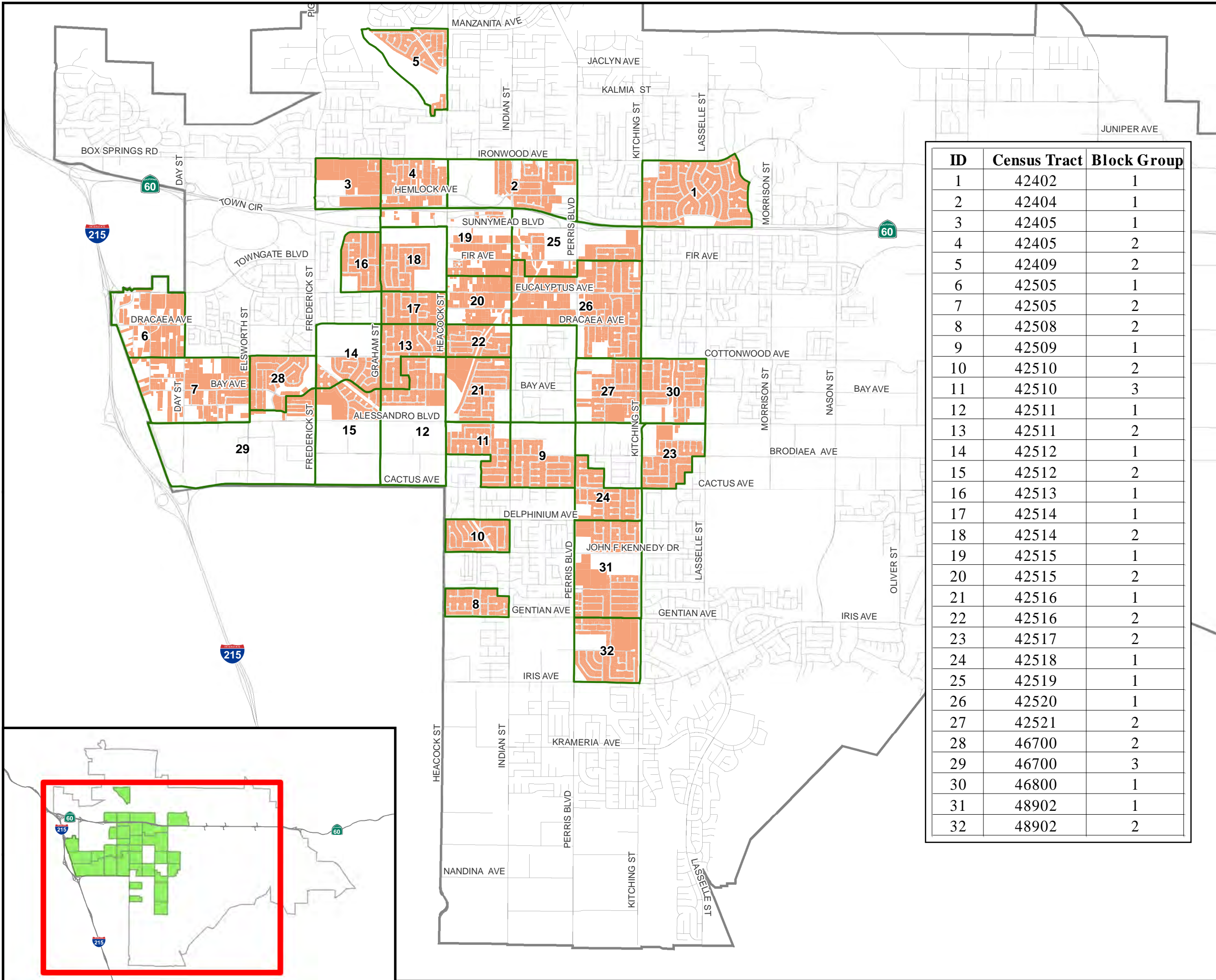


**Map Produced by Moreno Valley
Geographic Information System**
Geographic Information in:
State Plane NAD 83 California Zone 6 Feet
G:\Divisions\Finance\2021\MXD\
CDBG_HUD_DevResParcels_050621B.mxd
06 May 2021

The information shown on this map was compiled from the Riverside County GIS and the City of Moreno Valley GIS. The land base and facility information on this map is for display purposes only and should not be relied upon without independent verification as to its accuracy. Riverside County and City of Moreno Valley will not be held responsible for any claims, losses or damages resulting from the use of this map.



| ID | Census Tract | Block Group |
|----|--------------|-------------|
| 1 | 42402 | 1 |
| 2 | 42404 | 1 |
| 3 | 42405 | 1 |
| 4 | 42405 | 2 |
| 5 | 42409 | 2 |
| 6 | 42505 | 1 |
| 7 | 42505 | 2 |
| 8 | 42508 | 2 |
| 9 | 42509 | 1 |
| 10 | 42510 | 2 |
| 11 | 42510 | 3 |
| 12 | 42511 | 1 |
| 13 | 42511 | 2 |
| 14 | 42512 | 1 |
| 15 | 42512 | 2 |
| 16 | 42513 | 1 |
| 17 | 42514 | 1 |
| 18 | 42514 | 2 |
| 19 | 42515 | 1 |
| 20 | 42515 | 2 |
| 21 | 42516 | 1 |
| 22 | 42516 | 2 |
| 23 | 42517 | 2 |
| 24 | 42518 | 1 |
| 25 | 42519 | 1 |
| 26 | 42520 | 1 |
| 27 | 42521 | 2 |
| 28 | 46700 | 2 |
| 29 | 46700 | 3 |
| 30 | 46800 | 1 |
| 31 | 48902 | 1 |
| 32 | 48902 | 2 |



City of Moreno Valley


FY 21/22 Consolidated Annual Performance Evaluation Report (CAPER)

Attachments

Attachment 4

Citizen Participation, Proof of Public Notice

| | | | |
|--------------|--------------|--------------|--------------|
| Legal Notice | Legal Notice | Legal Notice | Legal Notice |
|--------------|--------------|--------------|--------------|



Notice of Public Hearing

A PUBLIC HEARING has been scheduled before the City of Temecula PLANNING COMMISSION to consider the matter described below:

CASE NO: PA22-0593

APPLICANT: MS-Mountain View, LLC

PROPOSAL: Development Plan for the construction of an approximately 21,793 square foot industrial building located at 42684 Avenida Alvarado

ENVIRONMENTAL: In accordance with the California Environmental Quality Act (CEQA), the proposed project is exempt from further environmental review and a Notice of Exemption will be adopted in compliance with CEQA (Section 15332, Class 32, In-Fill Development Projects)

CASE PLANNER: Scott Cooper, (951) 506-5137

PLACE OF HEARING: 41000 Main St., Temecula, CA 92590, City of Temecula, Council Chambers


DATE OF HEARING: September 21, 2022 **TIME OF HEARING:** 6:00 PM

The complete agenda packet (including any supplemental materials) will be available for viewing in the Main Reception area at the Temecula Civic Center (41000 Main Street, Temecula) after 4:00 p.m. the Friday before the Planning Commission Meeting. At that time, the packet may also be accessed on the City's website - TemeculaCA.gov and will be available for public review at the respective meeting. Any writing distributed to a majority of the Commission regarding any item on the Agenda, after the posting of the Agenda, will be available for public review in the Main Reception area at the Temecula Civic Center (41000 Main Street, Temecula), 8:00 a.m. - 5:00 p.m. In addition, such material will be made available on the City's website - TemeculaCA.gov - and will be available for public review at the meeting.

Any petition for judicial review of a decision of the Planning Commission shall be filed within time required by, and controlled by, Sections 1094.5 and 1094.6 of the California Code of Civil Procedure. In any such action or proceeding seeking judicial review of, which attacks or seeks to set aside, or void any decision of the Planning Commission shall be limited to those issues raised at the hearing or in written correspondence delivered to the City Clerk at, or prior to, the public hearing described in this notice.

Questions? Please call the Community Development Department at (951) 694-6400. Press-Enterprise Published: 9/8/22

| | | | |
|--------------|--------------|--------------|--------------|
| Legal Notice | Legal Notice | Legal Notice | Legal Notice |
|--------------|--------------|--------------|--------------|



Notice of Public Hearing

A PUBLIC HEARING has been scheduled before the City of Temecula PLANNING COMMISSION to consider the matter described below:

CASE NO: PA22-0594 **APPLICANT:** MS-Mountain View, LLC

PROPOSAL: Development Plan for the construction of an approximately 11,369 square foot industrial building located at 42673 Avenida Alvarado

ENVIRONMENTAL: In accordance with the California Environmental Quality Act (CEQA), the proposed project is exempt from further environmental review and a Notice of Exemption will be adopted in compliance with CEQA (Section 15332, Class 32, In-Fill Development Projects)

CASE PLANNER: Scott Cooper, (951) 506-5137


PLACE OF HEARING: 41000 Main St., Temecula, CA 92590, City of Temecula, Council Chambers

DATE OF HEARING: September 21, 2022 **TIME OF HEARING:** 6:00 PM

The complete agenda packet (including any supplemental materials) will be available for viewing in the Main Reception area at the Temecula Civic Center (41000 Main Street, Temecula) after 4:00 p.m. the Friday before the Planning Commission Meeting. At that time, the packet may also be accessed on the City's website - TemeculaCA.gov and will be available for public review at the respective meeting. Any writing distributed to a majority of the Commission regarding any item on the Agenda, after the posting of the Agenda, will be available for public review in the Main Reception area at the Temecula Civic Center (41000 Main Street, Temecula), 8:00 a.m. - 5:00 p.m. In addition, such material will be made available on the City's website - TemeculaCA.gov - and will be available for public review at the meeting.

Any petition for judicial review of a decision of the Planning Commission shall be filed within time required by, and controlled by, Sections 1094.5 and 1094.6 of the California Code of Civil Procedure. In any such action or proceeding seeking judicial review of, which attacks or seeks to set aside, or void any decision of the Planning Commission shall be limited to those issues raised at the hearing or in written correspondence delivered to the City Clerk at, or prior to, the public hearing described in this notice.

Questions? Please call the Community Development Department at (951) 694-6400. Press-Enterprise Published: 9/8/22



CITY OF MORENO VALLEY

NOTICE OF PUBLIC COMMENT PERIOD

2021/2022 CAPER

As a recipient of Community Development Block Grant (CDBG), HOME Investment Partnerships Program (HOME) and Emergency Solutions Grants Program (ESG) funds, the City of Moreno Valley (City) is required to prepare a Consolidated Annual Performance and Evaluation Report (CAPER) for the period of July 1, 2021, through June 30, 2022. Pursuant to 24 CFR 91.520, the City will submit the CAPER to the U.S. Department of Housing and Urban Development (HUD) by September 28, 2022. The purpose of the CAPER is to provide the City of Moreno Valley with an opportunity to annually evaluate its overall progress in carrying out priorities and objectives identified in the City's HUD-approved Consolidated Plan and to report the progress to HUD and the citizens of Moreno Valley.

The City actively encourages ongoing citizen participation and feedback. The CAPER is available for public review and comment for 16 days from **September 8, 2022, through September 24, 2022**. To view the CAPER in its entirety, please visit the City's website at www.moval.org and click on Departments/Financial & Management Services and under the Grants & Programs option click on the Grants Monitoring and Administration link and choose the Grant Reports tab. All residents are invited to comment on the CAPER by phone or e-mail during the sixteen-day comment period of September 8, 2022, through September 24, 2022. During the sixteen-day period, comments must be submitted to the Financial Operations Division at grantsadmin@moval.org. Anyone interested in providing comments or additional information may contact the City of Moreno Valley's Financial Operations Division as provided below:

City of Moreno Valley
Financial & Management Services Department
Attn: Financial Operations Division
14177 Frederick Street
Moreno Valley, CA 92552
Phone: 951.413.3450
Email: grantsadmin@moval.org

Upon completion of the sixteen-day comment period, the CAPER will be revised to include a summary of comments received and forwarded to the regional HUD Office.

Upon request, this invitation public notice will be made available in appropriate alternative formats to persons with disabilities, in compliance with the Americans with Disabilities Act of 1990. Any person with a disability who requires a modification or accommodation in order to participate in these activities should direct such requests to, James Verdugo, Chief Building Official, at 951.413.3350 at least 72 hours before the activity. The 72-hour notification will enable the City to make reasonable arrangements to ensure accessibility and participation.

GOVERNMENT ACTIONS & THE NEWSPAPER ROLE

Throughout our nation's history, government agencies have been required to alert citizens of certain government activities that may impact a local community, providing citizens with an opportunity to stay informed and take action when necessary. Newspapers have long partnered with government agencies by publishing public notices, enabling the government to be fully transparent and accountable to citizen taxpayers.

Publishing public notices in newspapers informs a wide audience in a local community of a government agency's action; reaching citizens that are passive information seekers. Publishing public notices through the local newspaper also serves an important audit role as the newspaper acts as an independent third party able to legally verify that the government agency has given the public notice.

Take a moment and look through the public notices. You may be surprised by what you will learn.

NOTICE OF PUBLIC HEARING

The Governing Board of the Moreno Valley Unified School District, in order to comply with the requirements of Education Code 60119, will hold a public hearing on September 13, 2022, at 6:00 p.m., to receive public input regarding Pupil Textbook and Instructional Materials Compliance.

September 13, 2022, at 6:00 p.m.,
 Moreno Valley Unified School District
 Romelio Ruiz Community Education Center
 Board Room
 25634 Alessandro Boulevard
 Moreno Valley, CA 92553
The Press-Enterprise
Published: 9/3, 9/4, 9/5, 9/6, 9/7, 9/8, 9/9, 9/10, 9/11, 9/12/22

| | | | | | |
|--------------|--------------|--------------|--------------|--------------|--------------|
| Legal Notice | Legal Notice | Legal Notice | Legal Notice | Legal Notice | Legal Notice |
|--------------|--------------|--------------|--------------|--------------|--------------|

City of Menifee

NOTICE TO SUB-CONTRACTORS and MATERIAL SUPPLIERS and

NOTICE TO CONTRACTORS ON THE FINAL BIDDERS LIST

Holland Road OVERCROSSING AT INTERSTATE 215

PUBLIC NOTICE IS HEREBY GIVEN that the City of Menifee hereinafter referred to as the Agency, invites sealed bids for the above stated Project.

DESCRIPTION OF WORK
 The work generally consists of installing a bridge structure, MSE walls, a roadway, and utilities. The structure will be a three span, cast-in-place prestressed (CIP/PS) concrete box girder bridge. The structure will be 328'-0" long and 82'-0" wide. Parallel MSE walls will retain the approach at the east abutment. There are no existing structures at the proposed location. Utility improvements will include 820 LF of 12" water line within new roadway and 1330 LF of 18" water line within and adjacent to the proposed structure. Roadway improvements will include a 2685 LF realignment of Holland Rd with associated landscape, lighting, and utility improvements, and a 400 LF road terminating in a cul-de-sac. This is a 302-working day contract.

Estimated construction cost : \$24,500,000

LOCATION OF WORK
 The work to be constructed is located on Holland Road between Haun Road and Hanover Lane in Menifee, CA.

BID SUBMITAL REQUIREMENTS
 The City of Menifee has previously issued a Final Bidders List for this project. This list was determined by the City's review of Responsibility Statement and Questionnaires submitted by interested contractors. The City will only open bids submitted by contractors who were approved by the City to be on the Final Bidders List for the above referenced project. Bids submitted by contractors who are not approved to be on the Final Bidders List will not be opened. The following contractors have been approved to be on the Final Bidders List:

| | |
|--|-----------------------------------|
| GRIFFITH COMPANY | GUY F. ATKINSON CONSTRUCTION, LLC |
| MCM CONSTRUCTION, INC. | MYERS & SONS CONSTRUCTION, LLC |
| OHLA USA, INC. | ORTIZ ENTERPRISES, INC. |
| RIVERSIDE CONSTRUCTION COMPANY, INC. | SEMA CONSTRUCTION, INC. |
| SKANSKA USA CIVIL WEST CALIFORNIA DISTRICT, INC. | STEVE P. RADOS, INC. |

Bids must be submitted electronically via the City of Menifee's PlanetBids bidding portal at: <https://www.planetbids.com/portal/portal.cfm?CompanyID=41576> no later 3:00 p.m., on September 29, 2022. Electronic Bid submittal must include all corresponding attachments, including but not limited to, bid bond, subcontractor list, etc. A hard copy of the entire bid package including all original notarized documents must be received within 24 hours of the submittal deadline to be considered responsive to this NIB. If using Federal Express or other such service for bid submittal, the contents of the submittal must be noted on the outside of that envelope as stated above. Bids shall be written clearly and legibly in ink in conformance with the Instruction to Bidders. All bids shall be submitted to the Agency's front desk in a sealed envelope plainly marked on the outside with "SEALED BID FOR CIP No. 13-03, HOLLAND ROAD OVERCROSSING AT INTERSTATE 215 - DO NOT OPEN WITH REGULAR MAIL."

Mail bids to: 29844 Haun Road; Menifee, CA 92586. Attention: Purchasing Department.

Each bid must be accompanied a certified or cashier's check payable to the City of Menifee, or a satisfactory bid bond executed by the bidder and an acceptable surety, in an amount equal to ten percent (10%) of the total aggregate bid amount. The successful bidder will be required to furnish and pay for performance and payment bonds acceptable to the Agency.

GENERAL
 Please read the Bid package paying particular attention to due dates, the Instructions to Bidders, Scope of Work (Appendix A), the Special Provisions section and Bid Forms (Appendix 1). Bids must contain all requested information and forms, and must be signed by an authorized agent of the offering company, in order to be considered responsive.

In conformance with State of California Assembly Bill 2036 complete bid sets will be available electronically, at no cost, at: <http://www.planetbids.com/portal/portal.cfm?CompanyID=41576>.

It shall be the responsibility of the prospective bidders to download and print the bid documents for review and bid preparation, as well as to obtain any addendums and responses to pre-bid requests for clarification that have been provided by the Agency. Bidders shall also check the website for addendums which will be posted no later than 72 hours prior to the bid opening. Each addendum will include a conformation sheet indicating receipt of the addendum. This sheet must be signed and included with the bid for each addendum issued. Bids, which do not include the confirmation sheet(s) for each addendum, if any, may be rejected.

The Agency does not warrant, represent, or guarantee the accuracy, completeness, or adequacy of information provided from any third party source. Prospective bidders are encouraged to review the official version of all documents upon which they plan to rely.

A virtual Non-Mandatory Pre-Bid Conference will be held for this project on September 15, 2022 at 9:00 am. Virtual meeting link will be sent prior to the meeting.

The Contractor to whom the Contract is awarded, and any subcontractor under such Contractor, shall hereby ensure that minority and women business enterprises will be afforded full opportunity to submit bids for subcontracts. Further, there shall be no discrimination in employment practices on the basis of race, religious creed, color, national origin, ancestry, physical handicap, medical condition, marital status, age, or sex in compliance with Government Code 12990.

The successful Bidder must comply with all prevailing wage laws applicable to the Project. Pursuant to Section 1773 of the Labor Code, the general prevailing wage rates in the county, or counties, in which the work is to be done have been determined by the Director of the California Department of Industrial Relations. These wages set forth in the General Prevailing Wage Rates for this project are available at the California Department of Industrial Relations' Internet web site at <https://www.dir.ca.gov/oprl/DPreWageDetermination.htm>

In accordance with the provisions of the California Labor Code, contractors or subcontractors may not perform work on a public works project with a subcontractor who is ineligible to perform work on a public project pursuant to Section 1777.1 or Section 1777.17 of the California Labor Code. Any contract on a public works project entered into between a contractor and a debarred subcontractor is void as a matter of law. A debarred subcontractor may not receive any public money for performing work as a subcontractor on a public works contract. Any public money that is paid or may have been paid to a debarred subcontractor by a contractor on the Project shall be returned to the Agency. The Contractor shall be responsible for the payment of wages to workers of a debarred subcontractor who has been allowed to work on the Project.

The Agency reserves the right to reject any or all bids, to waive any irregularity(ies), and to take all bids under advisement for a period of sixty (90) calendar days after the date the bids are publicly opened. All costs incurred by bidders as a result of preparing bids under this Notice Inviting Bids shall be the sole responsibility of each bidder. This Notice Inviting Bids neither creates nor imposes any obligation upon the Agency to enter into a contract.

Liquidated damages are required by law and will apply to the Project in accordance with the Special Provisions.

Bidder shall be a licensed contractor pursuant to the Business and Professions Code and shall be licensed in the appropriate classification(s) of contractor's license(s), for the work bid upon, and shall maintain the license throughout the duration of the Contract. Bidders must possess a current State of California "A" Contractor's License. Agency will accept bids only from Bidders that (along with all subcontractors listed in the bid) are currently registered and qualified to perform public work pursuant to Labor Code Section 1725.5. Subject to Labor Code Sections 1771.1(c) and (d), any Bid from an unregistered Bidder or that includes an unregistered subcontractor shall be returned and not considered; provided that if Bidder is a joint venture (Business & Professions Code Section 7029.1) or if federal funds are involved in the Contract (Labor Code Section 1771.1(a)), Agency may accept a non-complying Bid provided that Bidder and all listed subcontractors are registered at the time of contract award.

Press-Enterprise
Published: 8/30, 9/08

FICTITIOUS BUSINESS NAME STATEMENT

FILED

County of Riverside

Peter Aldana

Assessor-County Clerk-Recorder

R-202210257 08/10/2022

The following person(s) is (are) doing business as:
 Balance & Peace Counseling Services
 6800 Indiana Ave, Suite 130,
 Riverside, CA 92506
Full name of all registrants and address:
 Jennifer -- Peau
 3043 Amsterdam Dr
 Riverside CA 92504
This business is conducted by:
 Individual
Registrant has commenced to transact business under the fictitious business name or names listed above on: 2022-08-22
I declare that all information in this statement is true and correct. (A registrant who declares as true any material matter pursuant to Section 17913 of the Business and Professions Code that the registrant knows to be false is guilty of a misdemeanor punishable by a fine not to exceed one thousand dollars (\$1,000).)
 /s/ Jennifer Peau
This statement was filed with the County Clerk of Riverside County on date indicated by file stamp above
NOTICE - In Accordance with Subdivision (a) of Section 17920, a Fictitious Name Statement generally expires at the end of five years from the date on which it was filed in the office of the County Clerk, Except, as provided in Subdivision (b) of Section 17920, where it expires 40 days after any change in the facts set forth in the statement pursuant to Section 17913 other than a change in the residence address of a registered owner. A new Fictitious Business Name statement must be filed before the expiration. The filing of this statement does not of itself authorize the use in this state of a Fictitious Business Name in violation of the rights of another under federal, state, or common law (see Section 14411 et seq., Business Professions Code). I hereby certify that this copy is a correct copy of the original statement on file in my office.
Peter Aldana, Riverside County Clerk
The Press-Enterprise
Published: 8/25, 9/1, 9/8, 9/15/22

| | | |
|--------------|--------------|--------------|
| Legal Notice | Legal Notice | Legal Notice |
|--------------|--------------|--------------|

FICTITIOUS BUSINESS NAME STATEMENT

FILED

County of Riverside

Peter Aldana

Assessor-County Clerk-Recorder

R-202209969 08/05/2022

The following person(s) is (are) doing business as:
 Bohemian Peacock Counseling and Consulting
 720 E Central Ave, Hemet, CA, 92543
 Riverside
Full name of all registrants and address:
 Rebecca Elizabeth Cleland
 32605 Temecula Parkway Suite 207
 Temecula CA 92592 CA
This business is conducted by:
 Individual
Registrant has not yet begun to transact business name(s) listed above.
I declare that all information in this statement is true and correct. (A registrant who declares as true any material matter pursuant to Section 17913 of the Business and Professions Code that the registrant knows to be false is guilty of a misdemeanor punishable by a fine not to exceed one thousand dollars (\$1,000).)
 /s/ Rebecca E. Cleland
This statement was filed with the County Clerk of Riverside County on date indicated by file stamp above
NOTICE - In Accordance with Subdivision (a) of Section 17920, a Fictitious Name Statement generally expires at the end of five years from the date on which it was filed in the office of the County Clerk, Except, as provided in Subdivision (b) of Section 17920, where it expires 40 days after any change in the facts set forth in the statement pursuant to Section 17913 other than a change in the residence address of a registered owner. A new Fictitious Business Name statement must be filed before the expiration. The filing of this statement does not of itself authorize the use in this state of a Fictitious Business Name in violation of the rights of another under federal, state, or common law (see Section 14411 et seq., Business Professions Code). I hereby certify that this copy is a correct copy of the original statement on file in my office.
Peter Aldana, Riverside County Clerk
The Press-Enterprise
Published: 9/1, 9/8, 9/15, 9/22/22

NOTICE OF PUBLIC HEARING AND INVITATION FOR PUBLIC COMMENT

Pursuant to Riverside County Ordinance 954, the Riverside University Health System hereby notifies members of the public that the County of Riverside Board of Supervisors will hold a public hearing to obtain the views and comments of the residents and other interested parties regarding:

- A Donation Agreement with the Riverside University Health System Medical Center Medical Staff related to signage at the RUHS Medical Center's Medical and Surgical Center.
- A Donation Agreement with the James Previti Family Foundation related to signage at the RUHS Medical Center's Riverside County Child Assessment Center.
- A Donation Agreement with the John P. Previti Memorial Foundation related to signage at the Riverside University Health System Medical and Surgical Center Pediatric Unit.

The Donation Agreements can be reviewed on the Agenda of the Board of Supervisors for September 20, 2022 meeting or by requesting a copy from Nicole Orr, RUHS Foundation, at n.orr@ruhealth.org. The public hearing will be held at approximately 9:30 a.m. on September 20, 2022 in the Board of Supervisors' Chambers, County Administrative Center, 4080 Lemon Street, First Floor, Riverside CA. The public may present written or oral comments during the public hearing. Written comments and requests to speak via telephone should be directed to the Clerk of the Board of Supervisors at <https://www.rivcocob.org/comments>. Those who wish to speak at the hearing should complete and submit a "speaker card" to the Clerk at the Chambers prior to the beginning of the meeting.

Press-Enterprise
Published: 9/5 - 9/19/22



Turn to the Sports section for outstanding coverage of the Dodgers, Angels and ALL local baseball action.

More than obituaries.....

- Search obituaries locally & nationally
- View funeral homes
- Photos & memorials in the news
- Legends & celebrities
- Send flowers
- Grief & support advice
- How to write an obituary
- Placing an obituary or in-memoriam
- Planning a funeral

www.legacy.com/obituaries/pe
 Questions or inquiries call 951-368-9211

www.legacy.com/obituaries/dailybulletin
www.legacy.com/obituaries/sbsun
 Questions or inquires call 909-386-3011

Something to SELL?

We're waiting for your call!

909.987.9200

Classifieds

CALIFORNIA

Newsom firma nueva ley para trabajadores de comida rápida

La medida, líder en el país, promete dar más poder y protección a más de medio millón de trabajadores

Redacción SCNG
excelsior@scng.com

El gobernador Gavin Newsom firmó una medida líder en el país que promete dar más poder y protección a más de medio millón de trabajadores de comida rápida. Los dueños de restaurantes se opusieron al Proyecto de Ley 257 de la Asamblea y advirtieron que aumentaría los costos para los consumidores.

La nueva ley creará un nuevo Consejo de Comida Rápida de 10 miembros con igual número de delegados de los trabajadores y representantes de los empleadores, junto con dos funcionarios estatales, facultados para establecer estándares mínimos para salarios, horas y condiciones de trabajo en California.

Limitan aumentos

Una enmienda tardía limitó cualquier aumento del salario mínimo para los trabajadores de comida rápida en cadenas con más de 100 restaurantes a \$22 la hora el próximo año, en comparación con el mínimo estatal de \$15.50 la hora, con aumentos en el costo de vida a partir de entonces.

“California se compromete a garantizar que los hombres y mujeres que han ayudado a construir nuestra economía de clase mundial, puedan compartir la prosperidad del estado”, dijo Newsom el lunes. “La acción de



La nueva ley creará un nuevo Consejo de Comida Rápida de 10 miembros con igual número de delegados de los trabajadores y representantes de los empleadores, junto con dos funcionarios estatales, facultados para establecer estándares mínimos para salarios, horas y condiciones de trabajo en California.

“Es una de las leyes laborales más importantes aprobadas en una generación”.

- Kate Andrias, experta en derecho laboral

hoy les da a los trabajadores de comida rápida una voz más fuerte y un asiento en la mesa para establecer salarios justos y estándares críticos de salud y seguridad en toda la industria.”

La semana pasada, el proyecto de ley obtuvo la aprobación total de los legisladores de Sacramento. Un movimiento laboral que lucha por el estatus sindical entre los trabajadores de comida rápida aplaudió la firma el lunes.

“Esperamos poder opinar sobre la creación de lugares de trabajo seguros y saludables en la industria de la comida rápida y que AB 257 sirva como modelo para los trabajadores de todo el

país que necesitan desesperadamente un asiento en la mesa”, dijo Anneisha Williams, trabajadora de Los Ángeles, trabajador de comida rápida y líder de la Lucha por \$15 y un Sindicato.

Republicanos, en contra

La semana pasada, casi todos los senadores republicanos se pronunciaron en contra, incluido el senador Brian Dahle, quien también es el candidato republicano a gobernador en noviembre. “Este es un trampolín para sindicalizar a todos estos trabajadores. Al final del día, aumentará el costo de los productos que sirven”, dijo Dahle. Agregó: “No hay

esclavos que trabajen para las empresas de California, punto. Puedes renunciar el día que quieras y puedes ir a buscar trabajo a otro lugar si no te gusta tu empleador”.

Los propietarios de restaurantes y los franquiciadores citaron un análisis que encargaron al Centro de Pronóstico y Desarrollo Económico de UC Riverside que decía que la legislación aumentaría los costos para los consumidores. La administración de Newsom también temía que la medida creara “un entorno regulatorio y legal fragmentado”.

Un estudio competitivo encargado por el movimiento sindical mostró que a los trabajadores de comida rápida de California se le paga casi \$3 por hora menos, o casi \$6,000 menos al año, que los trabajadores en trabajos comparables en el sector de servicios en todo el estado.

CLIMA



La gente se sienta en el muelle de Santa Mónica en medio de una intensa ola de calor en el sur de California.

Uso de energía se disparó al límite

El uso de energía eléctrica en California sobrepasó los 50 megavatios

Servicios de SCNG
excelsior@scng.com

La red eléctrica de California se acercó a su límite el pasado lunes a medida que el estado se cernía bajo una ola de calor abrasadora.

Con millones de hogares y negocios poniendo en marcha los acondicionadores de aire para hacer frente a temperaturas superiores a los 110 grados Fahrenheit, se preveía que el uso de electricidad en el estado más grande de EE.UU. sobrepasara los 50 gigavatios el lunes, la mayor cantidad desde 2017, advirtiendo que es posible que el sistema se quede corto hasta por 4 gigavatios.

La perspectiva de apagones subraya cómo las redes se han vuelto vulnerables frente a condiciones climáticas extremas a medida que pasan de los combustibles fósiles a las energías renovables.

California ha cerrado agresivamente las plantas de energía de gas natural en los últimos años, lo que

ha dejado al estado cada vez más dependiente de las granjas solares que se apagan tarde en el día cuando la demanda de electricidad alcanza su punto máximo.

Al mismo tiempo, el estado está soportando su peor sequía en 1200 años, minando la producción de energía hidroeléctrica.

Récords de temperatura

El centro de Los Ángeles llegó a 103 el pasado domingo, y fue la primera vez que la temperatura superó los 100 este año.

La ola de calor, que comenzó la última semana de agosto, es notable tanto por su ferocidad como por su duración, dijeron las autoridades.

Cada día que pasaba el calor, aumentaba el riesgo de cortes de energía.

Las temperaturas abrasadoras se filtran en el concreto con el tiempo, lo que hace que sea cada vez más difícil enfriar los edificios.

El gobernador Gavin Newsom emitió una proclamación de emergencia para liberar suministros de energía adicionales.

Esta semana se espera que las temperaturas vuelvan a sus promedios para esta época del año.

Employment Empleo
Oportunidades de empleo Employment Opportunities

Head Specialty Chef - Location: Santa Ana, California. Name of Company: Ava Restaurant. Contact Info: 714immigration@gmail.com
Oversight of daily operations, cont. improve levels of srvc. based on cst. feedback to increase rtrn visits & reduce complaints. Ensure safety, sanitation & security guidelines are followed, resolve any inspection issues. Compliance w/ health orders, uphold food standards. Maintain high standard of all consumables, equipment & tools. Verify daily condition of physical facility & make corrections. Prep staff schedules while controlling costs & overtime. Knowledge of all menu items, including ingredients & methods of prep. Promote teamwork, maintain harmonious work enviro. & handle complaints/concerns. Document all accidents & issues. Maintain inventory & perform other tasks/projects as assigned by ownership.
Home Health Aide. Care for patients. Country Gardens Terrace, 1103 Salvador St., Costa Mesa, CA 92626
Market Research Analyst, F/T, master's degree in Business Administration or related. Mail resume: Rich Carrier, Inc. 168 Rose Arch, Irvine, CA 92620

Announcements Anuncios
VIAJES COMPARTIDOS CARPOOL RIDESHARE

Pets Mascotas
Gatos Cats

ATT: Nuevos Negocios La ley estatal requiere que dentro de los 30 días después de una Declaración de Nombre Comercial Ficticio se ha presentado el registrante debiera publicar una copia de la declaración en un periódico de circulación general en el condado en que se encuentra la sede principal del negocio.
Riverside County, SEC. 6000, ET WEQ., GOV CODE
The Press-Enterprise es un periódico de circulación general en el Condado de Riverside.
Llame al: 951-368-9222
Email: legal@pe.com

Noticias legales Legal Notices

Garage Sale Venta de garaje
Ventas de garaje Garage Sales

Menifee Moving Sale Sat. & Sun. 7-12 New & Used clothes, winter jackets, shoes, Kitchen elec., Mens' watches & More!! 32609 Jaenichen Ln.

Merchandise Mercancías
Monedas Timbres Postales Coins & Stamps

BUENA PARK COIN SHOW
SEPT 17 & 18 SAT 10a-5p SUN 10a-4p FREE HOUR!
COIN DRAWINGS! FREE gift! FREE parking! 65+ US Coin & Currency dealers. \$4 admission, diff with ad!
RETAIL CLERKS HALL 8550 Stanton Ave BUENA PARK, CA. Kerry Pieropan, 714-271-8946. PacificExpo-LLC.com

THE ORANGE COUNTY REGISTER
Nobody Beats Our Coverage.

THE ORANGE COUNTY REGISTER
Nobody Beats Our Coverage.

Noticias legales Legal Notices

Rentals Alquiler Casa
Departamentos No amueblados Unfurnished Apts

RIVERSIDE APTS
1BR from \$1,200
Chelsy 951-734-1128
2BR from \$1,600
Shirley 951.680.9943
Katelynn 686.0186
Se Habla Español. Free Credit Check * (951) 264-6296 *

Complete Angels + Dodgers team coverage in Sports

Noticias legales Legal Notices

Transportation Transporte
Se compran autos/Swaps Autos Wanted/Swaps

Cash for Muscle Cars, Mustangs, Nomads, Sports Cars, Classics. Call PAT 562-665-2444 CASH TODAY

Services Servicios
Pintura Painting

PAINTING BY JOSE
Int./Ext. Repair Dry Wall, Stucco, Wood Firs, Mold LP#957673 714-760-5417

Noticias legales Legal Notices

IF YOU'RE BUYING OR SELLING A CAR IN ORANGE COUNTY, CLICK HERE

All the Local Dealer Specials
Latest Consumer Reports Reviews
OCREGISTER.COM/CARS
OC's Foremost Automotive Expert

Noticias legales Legal Notices

Noticias legales Legal Notices

Noticias legales Legal Notices

CNS-3621376#
SE PRESENTA SE NOTIFICA que el Distrito de Colegios Comunitarios de San Bernardino (SBCCD) del Condado de San Bernardino, actuando por y a través de su Junta de Gobierno, está buscando ofertas de contratistas, Contratistas de Clase B, C-15, or D-61/D-12 y están interesados en proporcionar servicios de construcción para Mejoras Mecánicas del ala Este en el Campus de San Bernardino Valley College (NIB# CC01-3610-08.01). Los contratistas pueden obtener el documento NIB en: <http://www.sbccd.org/bids> o <https://pbsystem.planetbids.com/portal/29414/portal-home>. Todos los anexos se publicarán en el mismo sitio web y los licitadores están el único responsable de obtener todos y cada uno de los documentos originales y presentar sus OFERTAS de acuerdo con las especificaciones del documento NIB, incluidos todos los apéndices. Habrá una Reunión de Jobwalk Previa a la oferta obligatoria que se llevará a cabo el 9/20/2022 a las 11:00 AM PST. LA PRESENTACION DE OFERTA se realizará SOLO en formato electrónico en un solo archivo pdf a través de PlanetBids a más tardar el 10/6/2022 a las 2:00 PM PST. Ver NIB para más detalles.
9/9/22

Noticias legales Legal Notices

Noticias legales Legal Notices

CNS-3621368#
SE PRESENTA SE NOTIFICA que el Distrito de Colegios Comunitarios de San Bernardino (SBCCD) del Condado de San Bernardino, actuando por y a través de su Junta de Gobierno, está buscando ofertas de contratistas, Contratistas de Clase B, C-15, or D-61/D-12 y están interesados en proporcionar servicios de construcción para el R&R del Piso del Vestibulo del Gimnasio en el campus de San Bernardino Valley College (NIB# CC01-3610-18.01). Los contratistas pueden obtener el documento NIB en: <http://www.sbccd.org/bids> o <https://pbsystem.planetbids.com/portal/29414/portal-home>. Todos los anexos se publicarán en el mismo sitio web y los licitadores están el único responsable de obtener todos y cada uno de los documentos originales y presentar sus OFERTAS de acuerdo con las especificaciones del documento NIB, incluidos todos los apéndices. Habrá una Reunión de Jobwalk Previa a la Oferta Obligatoria que se llevará a cabo el 9/20/2022 a las 10:00 AM PST. LA PRESENTACION DE OFERTA se realizará SOLO en formato electrónico en un solo archivo pdf a través de PlanetBids a más tardar el 10/6/2022 a las 2:00 PM PST. Ver NIB para más detalles.
9/9/22

Noticias legales Legal Notices

Noticias legales Legal Notices

CNS-3621951#
SE NOTIFICA que el Distrito de Colegios Comunitarios de San Bernardino (SBCCD) del Condado de San Bernardino, actuando por y a través de su Junta de Gobierno, está buscando ofertas de contratistas que posean una licencia de contratista C-2 de California y estén registrados en DIR que estén interesados en proporcionar servicios de construcción para Mejoras Acústicas de Salas Multiusos CCR en Craffton Hills College (NIB#CC02-3626-21). Los contratistas pueden obtener el documento NIB en: <https://pbsystem.planetbids.com/portal/29414/portal-home>. Todos los anexos se publicarán en el mismo sitio web, y los postores son los únicos responsables de obtener todos y cada uno de los documentos originales y de presentar sus OFERTAS de acuerdo con las especificaciones del documento NIB, incluidos todos los anexos. Habrá una Caminata de Trabajo Previa a la licitación no Obligatoria que se llevará a cabo el 15 de septiembre de 2022 a las 1:00 p. m.PDT. Las presentaciones se realizarán en formato electrónico SOLO en un solo archivo pdf a través de PlanetBids a más tardar el 25 de septiembre de 2022 a las 2:00 p. m.PDT. Consulte el NIB para obtener más detalles.
9/9/22

Noticias legales Legal Notices

CITY OF MORENO VALLEY
AVISO DEL PERIODO DE COMENTARIOS PÚBLICOS 2021/2022 CAPER

Como receptora de fondos de la Subvención en bloque para el desarrollo comunitario (CDBG), Programa de la Asociación de Inversión HOME (HOME) y Programa de Subvenciones para Soluciones de Emergencia (ESG), la Ciudad de Moreno Valley (Ciudad) debe preparar un Informe Anual Consolidado de Desempeño y Evaluación (CAPER) para el período del 1 de julio, 2021 al 30 de junio, 2022. Conforme con 24 CFR 91.520, la Ciudad presentará el CAPER al Departamento de Vivienda y Desarrollo Urbano de los Estados Unidos (HUD) antes del 28 de septiembre del 2022. El propósito del CAPER es para proporcionar a la Ciudad de Moreno Valley la oportunidad de evaluar anualmente su progreso general en el cumplimiento de las prioridades y objetivos identificados en el Plan Consolidado de la Ciudad aprobado por HUD de la Ciudad, e informar el progreso a HUD y a los ciudadanos de Moreno Valley.

La Ciudad fomenta activamente los comentarios y la participación continua de los ciudadanos. El CAPER está disponible para revisión pública y comentarios durante 15 días desde el 9 de septiembre del 2022 hasta el 24 de septiembre del 2022. Para ver el CAPER en su totalidad, visite la página web de la Ciudad en www.moval.org y haga clic en Departments/Financial & Management Services y en la opción Grants & Programs, haga clic en el enlace Grants Monitoring and Administration y elija la pestaña titulada "Grant Reports." Todos los residentes están invitados a comentar sobre el CAPER por teléfono o correo electrónico durante el periodo de comentarios de quince (15) días del 9 de septiembre del 2022 al 24 de septiembre del 2022. Durante el periodo de quince días, los comentarios deben enviarse a la División de Operaciones Financieras (Financial Operations Division) a grantsadmin@moval.org. Cualquier persona interesada en proporcionar comentarios o información adicional puede comunicarse con la División de Operaciones Financieras de la Ciudad de Moreno Valley como se indica a continuación:

City of Moreno Valley
Financial & Management Services Department
Attn: Financial Operations Division
14177 Frederick Street
Moreno Valley, CA 92552
Phone: 951.413.3450
Email: grantsadmin@moval.org

Una vez finalizado el periodo de comentarios de quince días, el CAPER se revisará para incluir un resumen de los comentarios recibidos y enviados a la oficina regional de HUD.

Con previa solicitud, este aviso público de invitación estará disponible en formatos alternativos apropiados para personas con discapacidades, de conformidad con Americans with Disabilities Act of 1990. Cualquier persona con discapacidad que requiera una modificación o adaptación para participar en estas actividades debe dirigir dichas solicitudes a James Verdugo, Chief Building Official, al 951.413.3350 al menos 72 horas antes de la actividad. La notificación de 72 horas permitirá que la Ciudad haga arreglos razonables para garantizar la accesibilidad y la participación.

9/09/2022

Ciudad de Hemet
AVISO DE DISPONIBILIDAD

Informe Preliminar de Desempeño Anual Consolidado y de Evaluación (CAPER) para el Community Development Block Grant (CDBG) del Programa del Año 2021/22

La ciudad de Hemet anuncia la disponibilidad del Informe Preliminar de Desempeño Anual Consolidado y de Evaluación (CAPER). El CAPER explica el uso que la Ciudad le ha dado a los fondos de subsidios federales bajo el programa de Community Development Block Grant (CDBG), administrado por el Departamento de Vivienda y Desarrollo Urbano conocido como (HUD). El CAPER cubre el periodo desde el 1 de Julio 2021 al 30 de Junio de 2022.

El CAPER describe el progreso realizado en el logro de las metas establecidas en el Plan Consolidado del Año 2020-2024 y el Plan de Acción para el Programa del Año 2021/22. El informe preliminar CAPER incluirá: 1) información sobre la cantidad de fondos invertidos en los proyectos y actividades; 2) descripciones de los hogares asistidos a través de la inversión de estos fondos; 3) las medidas adoptadas para fomentar afirmativamente la vivienda justa; y 4) otra información pertinente a la situación de los proyectos financiados con subsidios administrados por la ciudad de Hemet, que afectan las necesidades de vivienda y desarrollo comunitario local.

El informe preliminar de CAPER estará disponible al público durante 15 días a partir del 12 de Septiembre 2022 hasta el 26 de Septiembre 2022, en la página de internet de la Ciudad de Hemet www.hemetca.gov selección de los siguientes: departamentos y Subvención de Bloque de Desarrollo de Comunidad. Los ciudadanos pueden ver copias del informe en la Ciudad de Hemet, 445 E. Florida Avenue, Hemet, California, 92543.

Se invita al público a remitir comentarios por escrito sobre el desempeño de la Ciudad bajo este programa de subvenciones. Todos los comentarios escritos deben ser recibidos a más tardar a las 12 del mediodía del Lunes, 26 de Septiembre de 2022, en 445 E. Florida Avenue, Hemet, CA 92543, a la atención de la Coordinadora de CDBG. El Informe Final CAPER de la Ciudad incluyendo todos los comentarios recibidos por el público, será enviado a HUD a más tardar el 30 de Septiembre de 2022.

9/09/2022

THE ORANGE COUNTY REGISTER
Nobody Beats Our Coverage.