



CITY OF MORENO VALLEY FIRE DEPARTMENT

OPERATIONS | EMERGENCY MANAGEMENT | PREVENTION



MONTHLY REPORT | JULY 2024



7 STATIONS



7 ENGINES

1 TRUCK - 2 SQUADS



POPULATION - 217,000

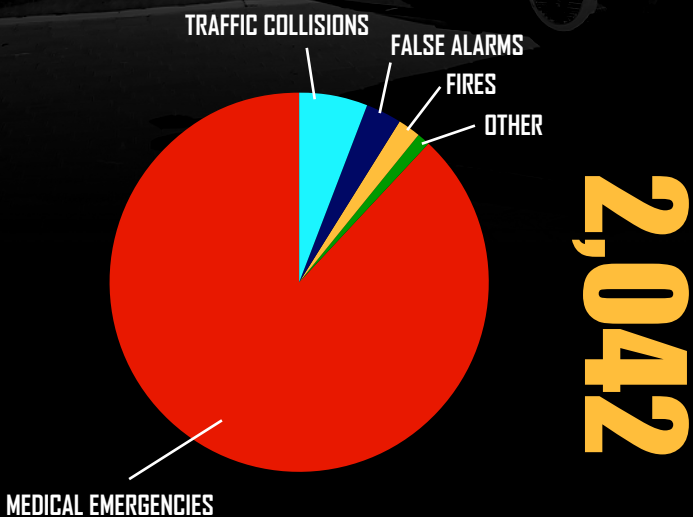
3-3X

ISO RATING

22,647 - CALLS FOR SERVICE IN 2023



TOTAL CALLS: JULY 2024



LIGHTS & SIRENS: SCENE TIMES



CODE 3 AVG RESPONSE

4.4 MIN

1085

MET FIRST ALARM
STANDARD

357

DID NOT MEET NFPA
STANDARD

YTD. CALLS

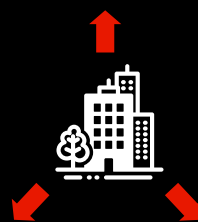
13,745

REGIONAL RESPONSES

JULY CALL BREAKDOWN

TYPE	#
MEDICAL EMERGENCIES	1560
TRAFFIC COLLISIONS	132
FALSE ALARMS	168
RESIDENTIAL FIRES	12
COMMERCIAL FIRES	0
OTHER FIRES	28
PUBLIC SERVICE CALLS	60
HAZARDOUS MATERIAL CALLS	2
OTHER CALLS	80

TOTAL 2,042



INTO CITY
RESPONSES

192

OUT OF CITY
RESPONSES

504





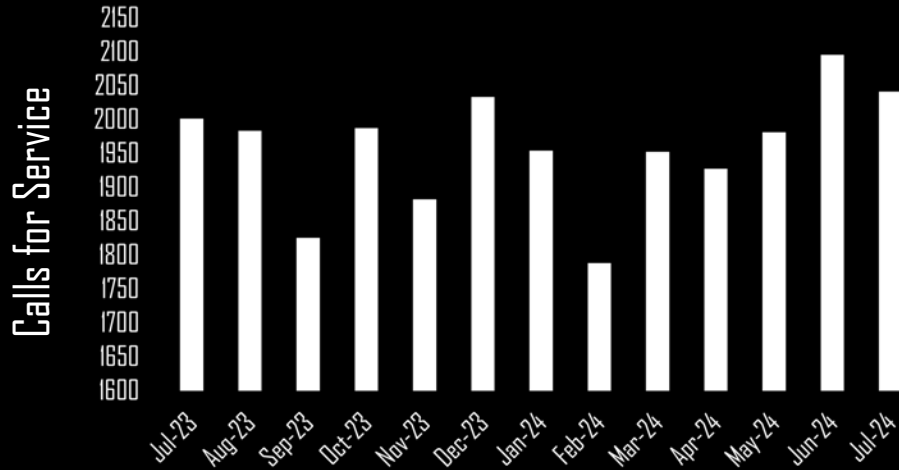
CITY OF MORENO VALLEY FIRE DEPARTMENT

OPERATIONS | EMERGENCY MANAGEMENT | PREVENTION



MONTHLY REPORT | JULY 2024

12 MONTH TREND - ALL STATIONS



STATION TRENDS

Station	Station 1	Station 2	Station 3	Station 4	Station 5	Station 6	Station 7
Icon							
2024 Calls	2	6	48	58	65	91	99
2023 Calls	350	505	181	154	340	322	190
Change %	-11%	12%	6%	-10%	-7%	15%	10%
Average Time Committed Per Day	14.11 HOURS	20.37	7.29	6.21	13.71	12.98	7.66



CITY OF MORENO VALLEY FIRE DEPARTMENT

OPERATIONS | EMERGENCY MANAGEMENT | PREVENTION



MONTHLY REPORT | JULY 2024

PREVENTION • PLAN • INSPECTIONS

1 FIRE MARSHAL

1 ASSISTANT FIRE MARSHAL

2 FIRE SAFETY SPECIALIST

4 FIRE SYSTEM INSPECTORS

3 ADMIN STAFF

PERMIT TECH

SENIOR ADMIN ASSISTANT

ADMIN ASSISTANT



CODE PERMITS ISSUED

0

YTD 1



PLAN CHECKS

266

YTD 1523



PUBLIC INQUIRIES

50

YTD 391



NEW CONSTRUCTION INSPECTIONS

341

YTD 1650



ANNUAL INSPECTIONS

184

RE-INSPECTIONS

151

YTD 890



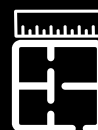
MULTI-FAMILY INSPECTIONS

28

RE-INSPECTIONS

68

YTD 625



SQ. FT. INSPECTED

1,862,364



CITY OF MORENO VALLEY FIRE DEPARTMENT

OPERATIONS | EMERGENCY MANAGEMENT | PREVENTION



MONTHLY REPORT | JULY 2024

EMERGENCY MANAGEMENT ACCOMPLISHMENTS

PLANNED EVENTS SUPPORTED:

4th of July Parade & Funfest - Thursday, July 4
Bring Your Child to Work Day - Thursday, July 18



ERF/RACES VOLUNTEER PROGRAM:

of hours contributed: **71.5**
of volunteers utilized: **10**
of volunteer applications received: **0**
of background checks performed: **5**
of new volunteers in the program: **0**
of volunteer meetings: **1**



EMERGENCY INCIDENTS SUPPORTED:

Field Incidents requiring ERF support: **0**



PREPAREDNESS TRAININGS:

Resident Courses: **0**
City Personnel Trained: **8**
First Aid/Stop the Bleed: **2**
CPR/AED: **2**
CERT: **0**
Fire Extinguisher Training: **0**
Stair Chair Training: **0**



EMERGENCY OPERATIONS CENTER:

EOC Responder Trainings: **0**
Activations: **0**
Proclamations: **0**
Status: **Steady State**